

US00D869777S

(12) **United States Design Patent** (10) **Patent No.:** **US D869,777 S**  
**O'Connell** (45) **Date of Patent:** **\*\* Dec. 10, 2019**

(54) **ACCESSORY RAIL CONNECTOR**  
(71) Applicant: **Gentex Corporation**, Simpson, PA (US)  
(72) Inventor: **Jason O'Connell**, Bridgewater, MA (US)

3,946,466 A 3/1976 Sakai et al.  
4,027,341 A 6/1977 Patteri et al.  
4,069,512 A 1/1978 Palmaer et al.  
4,104,743 A 8/1978 Bottger et al.  
4,222,123 A 9/1980 Hellberg  
4,224,694 A 9/1980 Palmaer

(Continued)

(73) Assignee: **GENTEX CORPORATION**, Simpson, PA (US)

FOREIGN PATENT DOCUMENTS

KR 20-2003-0039621 3/2004

(\*\*) Term: **15 Years**

OTHER PUBLICATIONS

(21) Appl. No.: **29/667,528**

OPS-CORE 2012 Product Catalog; www.ops-core.com; Boston, MA, US; 44 pages; disclosed on or before Dec. 31, 2012.

(22) Filed: **Oct. 23, 2018**

(Continued)

(51) **LOC (12) Cl.** ..... **29-02**

*Primary Examiner* — Randall H Gholson

(52) **U.S. Cl.**  
USPC ..... **D29/122**

(74) *Attorney, Agent, or Firm* — Morgan, Lewis & Bockius LLP

(58) **Field of Classification Search**  
USPC ..... D29/100, 102, 104, 105, 106, 107, 108, D29/109, 110, 122  
CPC .. A42B 1/066; A42B 1/00; A42B 1/06; A42B 3/228; A42B 3/00; A42B 3/08; A42B 3/32; A42B 3/222; A42B 3/20; A42B 3/227; A42B 3/105; A42B 3/04; A42B 3/06; A42B 3/0406; A42B 3/18; A42B 3/166; A42B 3/16; A42B 3/22; A42B 3/0473; A42B 3/127; A63B 71/10; A63B 71/105; A41D 13/0512

(57) **CLAIM**

The ornamental design for an accessory rail connector, as shown and described.

See application file for complete search history.

**DESCRIPTION**

FIG. 1 is a front perspective view of an accessory rail connector showing my new design; FIG. 2 is a rear perspective view thereof; FIG. 3 is a front elevational view thereof; FIG. 4 is a rear elevational view thereof; FIG. 5 is a left-side elevational view thereof; FIG. 6 is a right-side elevational view thereof; FIG. 7 is a top plan view thereof; and, FIG. 8 is a bottom plan view thereof.

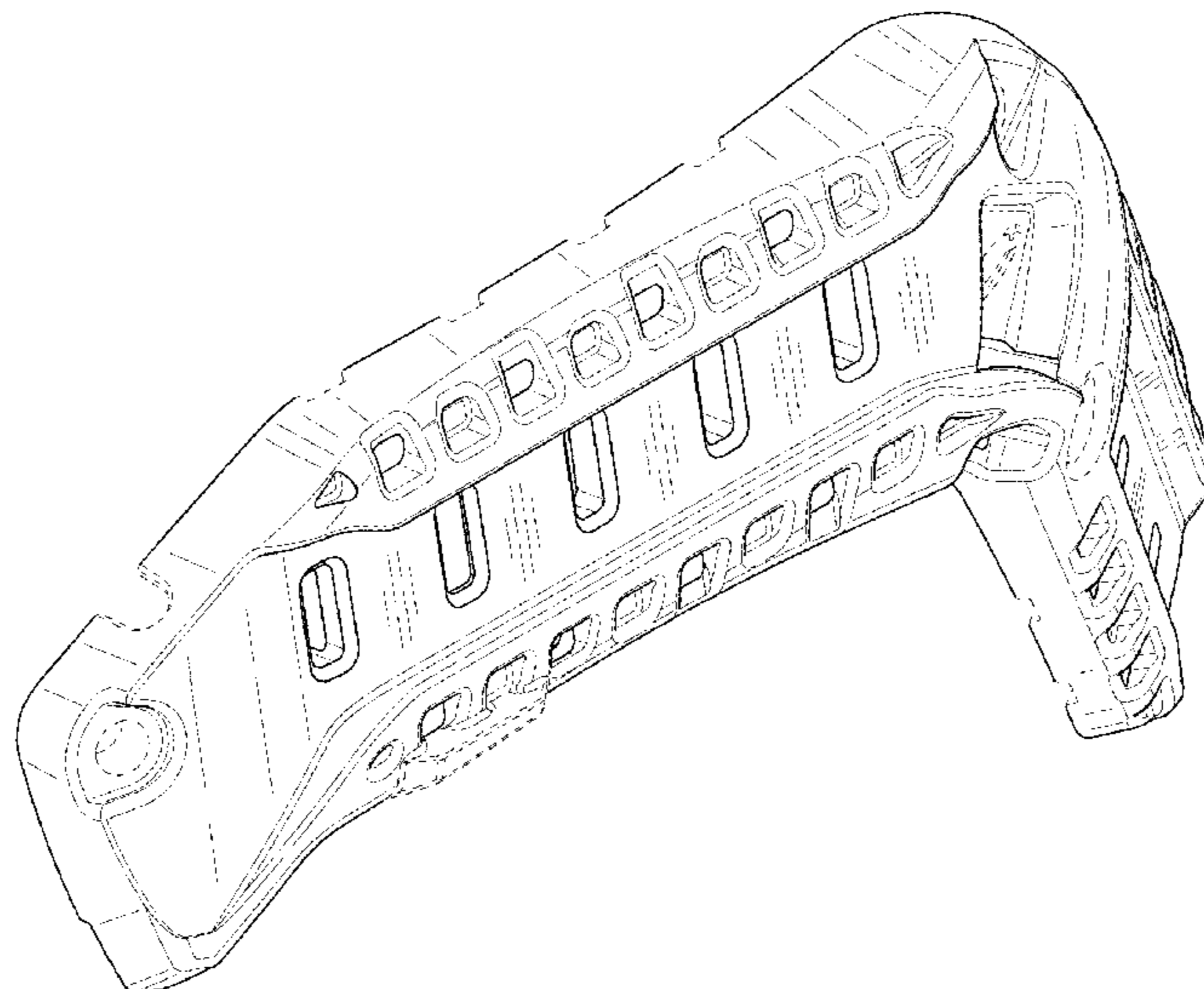
The broken lines immediately adjacent the shaded areas represent the bounds of the claimed design while all other broken lines are directed to environment and are for illustrative purposes only; the broken lines form no part of the claimed design.

(56) **References Cited**

U.S. PATENT DOCUMENTS

3,065,747 A 8/1959 Forkel  
3,187,342 A 6/1965 Aileo  
3,430,261 A 3/1969 Benner et al.  
3,461,463 A 8/1969 Beguin  
3,480,966 A 12/1969 Molitoris  
3,795,919 A 3/1974 Aho et al.  
3,845,505 A 11/1974 Davison et al.  
3,864,756 A 2/1975 Desimone

**1 Claim, 8 Drawing Sheets**



(56)

References Cited

U.S. PATENT DOCUMENTS

4,316,290 A 2/1982 Montesi  
 4,347,631 A 9/1982 Newcomb  
 4,521,831 A 6/1985 Thayer  
 4,639,950 A 2/1987 Palmaer  
 4,692,947 A 9/1987 Black  
 4,788,724 A 12/1988 Lazzeroni et al.  
 4,897,888 A 2/1990 Broersma  
 4,944,361 A 7/1990 Lindgren et al.  
 5,068,923 A 12/1991 Sjoqvist  
 5,077,839 A 1/1992 Keller  
 5,133,596 A 7/1992 Korny et al.  
 D331,129 S 11/1992 Heinrich  
 5,371,905 A 12/1994 Keim  
 5,551,094 A 9/1996 Navone  
 5,621,923 A 4/1997 Tapocik  
 5,658,065 A 8/1997 Jamieson  
 5,790,681 A 8/1998 Leppalahti  
 5,907,868 A 6/1999 Schleger et al.  
 5,937,439 A 8/1999 Barthold  
 5,953,762 A 9/1999 Corbett  
 5,978,973 A 11/1999 Chartrand  
 5,996,127 A 12/1999 Leslie  
 6,009,561 A 1/2000 Bullock et al.  
 6,009,562 A 1/2000 Bullock et al.  
 6,052,833 A 4/2000 Norman  
 6,115,846 A 9/2000 Truesdale  
 6,283,620 B1 9/2001 Taylor et al.  
 6,311,338 B1 11/2001 Galet  
 D454,988 S 3/2002 Simpson  
 D455,524 S 4/2002 Simpson  
 D455,525 S 4/2002 Simpson  
 D457,274 S 5/2002 Taniuchi  
 D457,691 S 5/2002 Taniuchi  
 6,389,606 B1 5/2002 Galet et al.  
 D458,415 S 6/2002 Taniuchi  
 D460,219 S 7/2002 Taniuchi  
 6,472,776 B1 10/2002 Soto et al.  
 D476,779 S 7/2003 Tanaka  
 6,662,370 B1 12/2003 Buchanan, Jr.  
 6,751,810 B1 6/2004 Prendergast

6,754,361 B1 6/2004 Hall et al.  
 6,754,911 B1 6/2004 Howell  
 D497,040 S 10/2004 Strauss  
 6,823,620 B2 11/2004 Nagel  
 D518,923 S 4/2006 Curran  
 7,849,517 B2 12/2010 Rogers et al.  
 7,908,667 B2 3/2011 Rogers et al.  
 3,028,344 A1 10/2011 Rogers et al.  
 D659,291 S 5/2012 Richard  
 9,072,328 B2 7/2015 Rogers et al.  
 D735,950 S 8/2015 Dion  
 D743,112 S 11/2015 Brown  
 D750,846 S 3/2016 Noordzij et al.  
 D750,847 S 3/2016 Noordzij et al.  
 9,717,294 B2 8/2017 Rogers et al.  
 D807,588 S \* 1/2018 Hancock ..... D29/122  
 2003/0221245 A1 12/2003 Lee  
 2004/0003452 A1 1/2004 Schiebl  
 2004/0143888 A1 7/2004 Bataille et al.  
 2004/0194194 A1 10/2004 McNeil et al.  
 2005/0132461 A1 6/2005 Koo  
 2006/0282939 A1 12/2006 Rogers et al.  
 2007/0226865 A1 10/2007 Lindgren  
 2008/0092278 A1 4/2008 Rogers et al.  
 2008/0184465 A1 8/2008 Chang  
 2009/0307826 A1 12/2009 Rogers et al.  
 2011/0314594 A1 12/2011 Rogers  
 2013/0114275 A1 5/2013 Cristoforo  
 2014/0020159 A1 1/2014 Teetzel

OTHER PUBLICATIONS

OPS-CORE 2013 Product Catalog; www.ops-core.com; Boston, MA, US; 44 pages; first disclosed on Jan. 14, 2013.  
 Israeli Office Action dated Oct. 21, 2015 relating to Application Nos. 56798 and 57507.  
<http://www.365airsoftshop.com/fast-jump-military-bj-helmetus-seals-plate-p-988.html> (2013).  
<https://www.armsunlimited.com/Ops-Core-ACH-ARC-Helmet-Accessory-Rail-Kit-p/opscoreacharc.htm> (2010).

\* cited by examiner

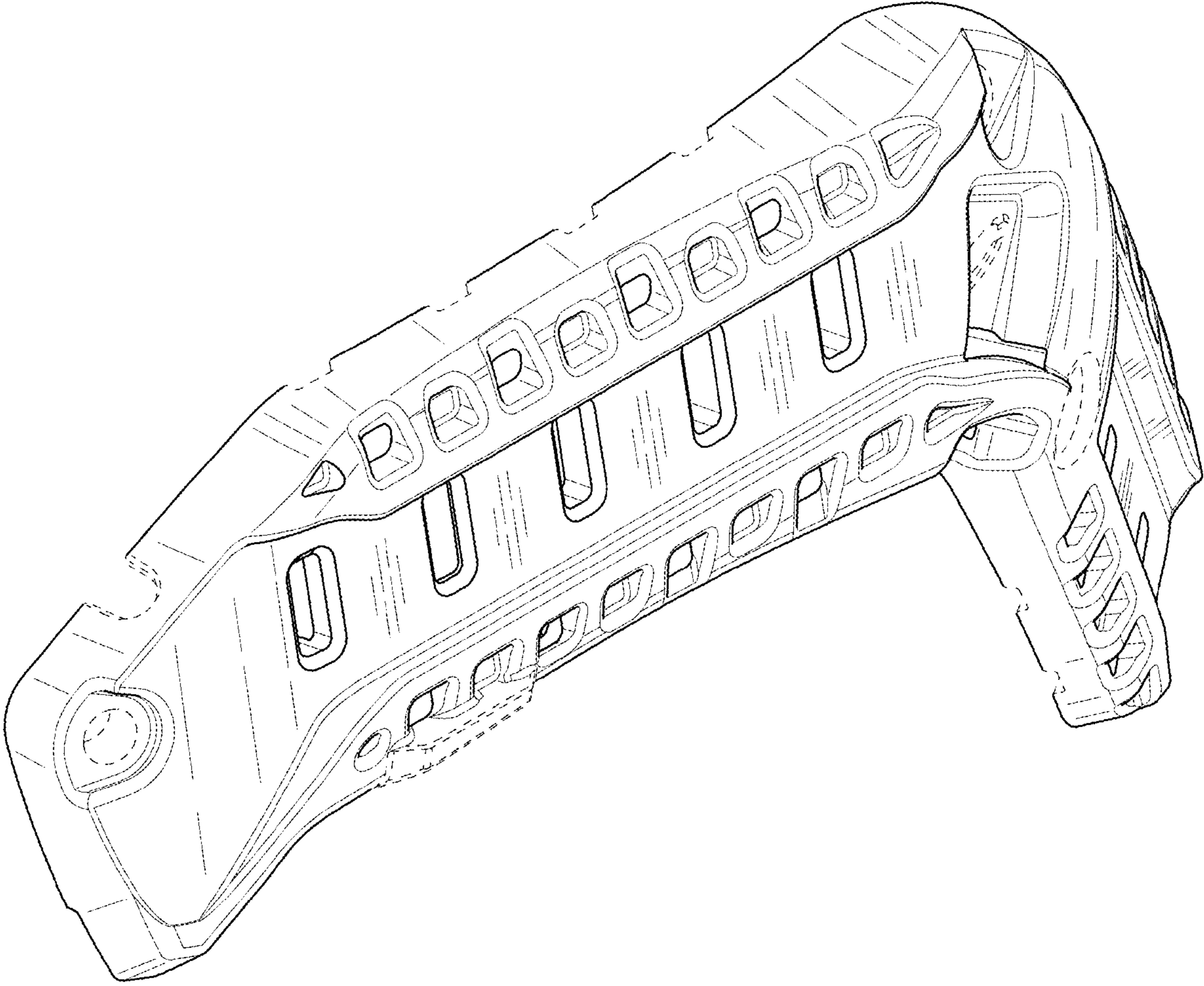


FIG. 1

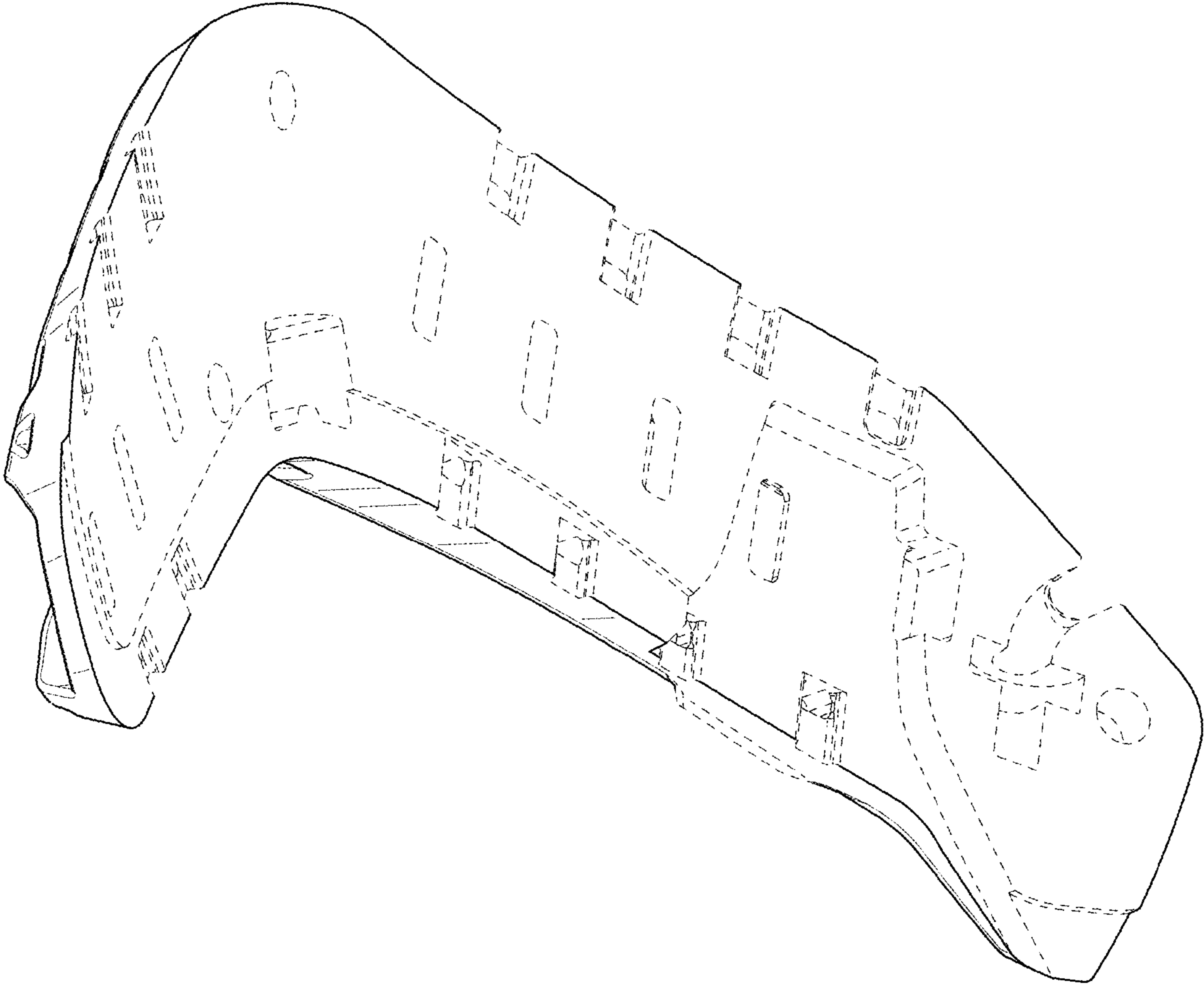


FIG. 2

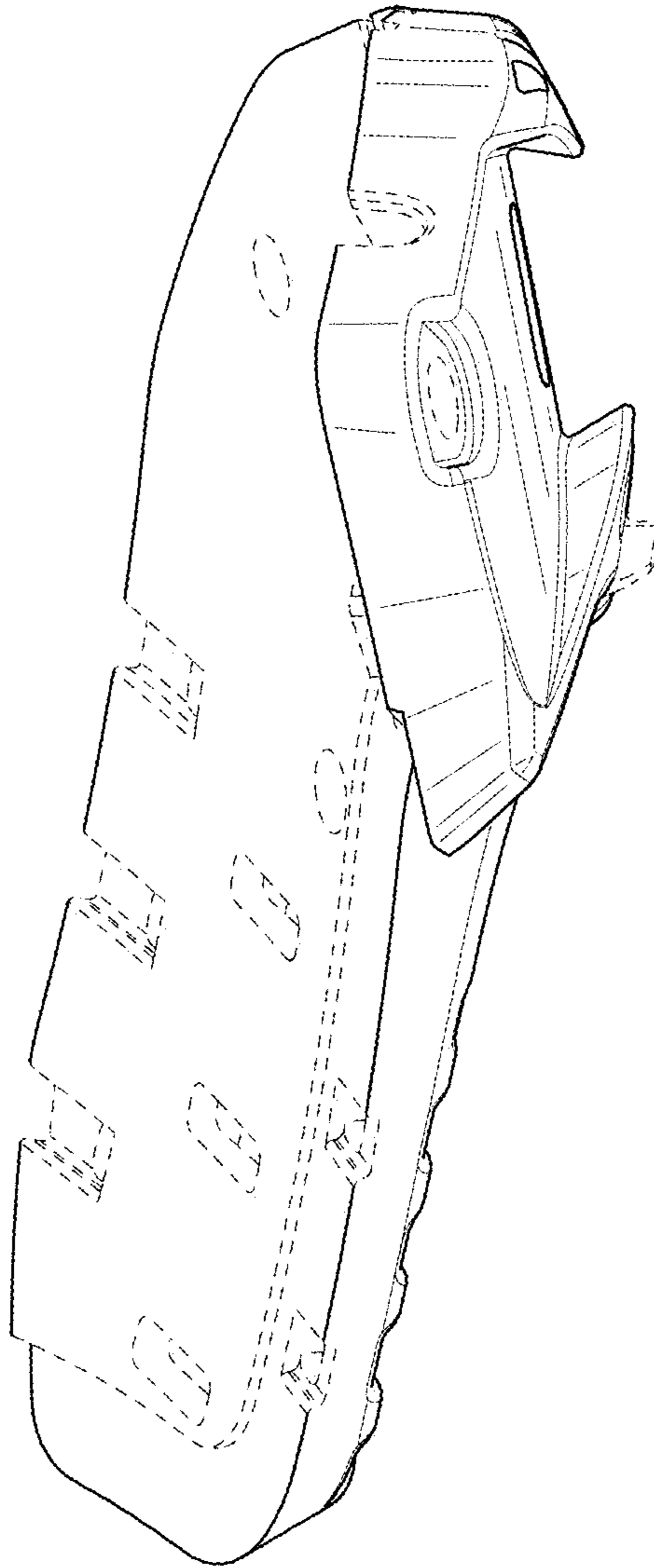


FIG. 3

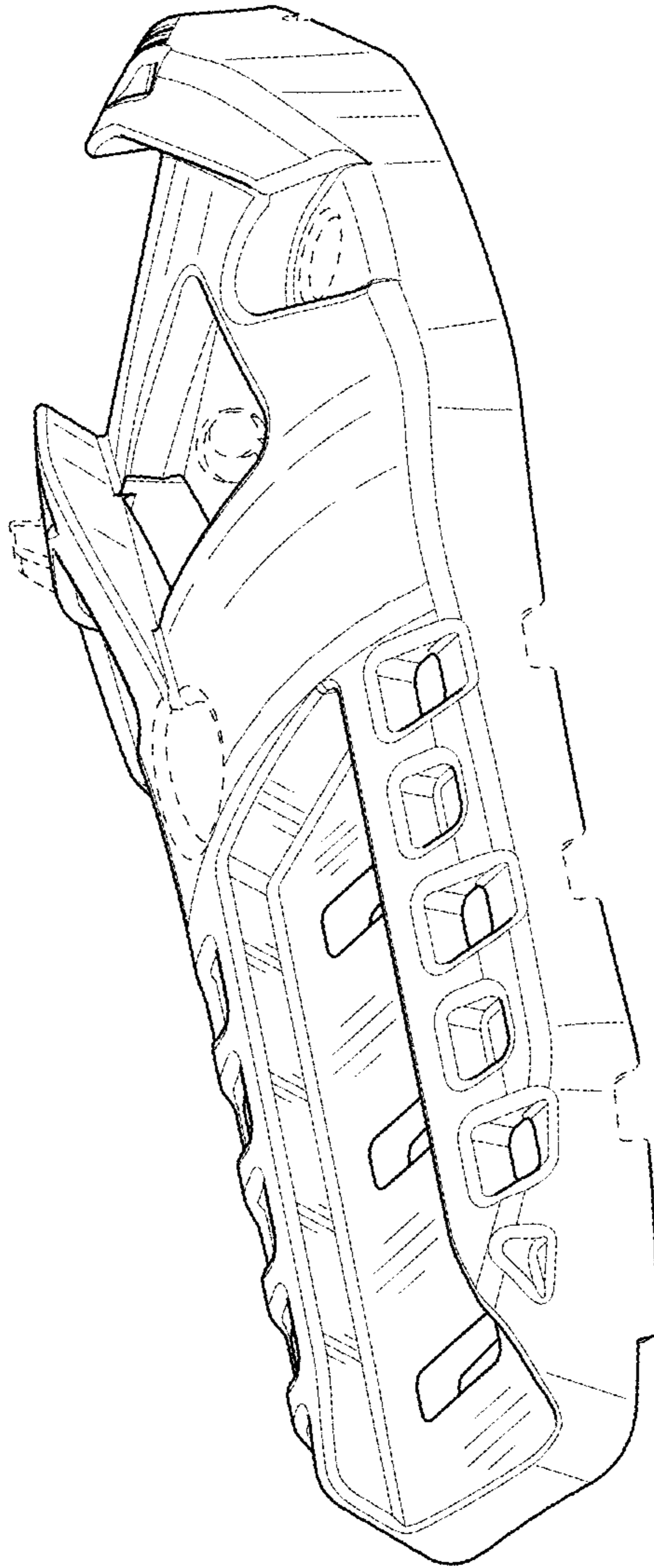


FIG. 4

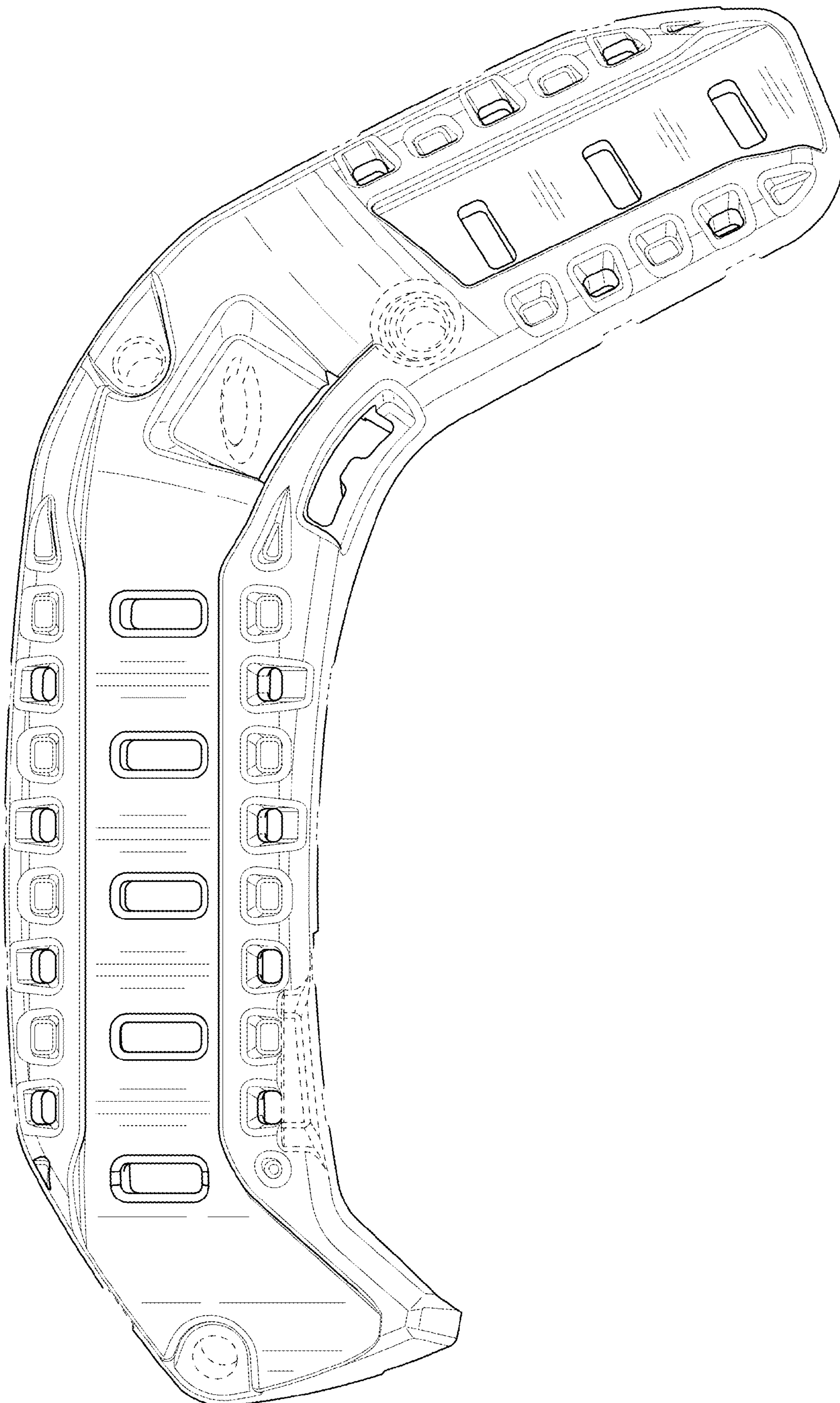


FIG. 5

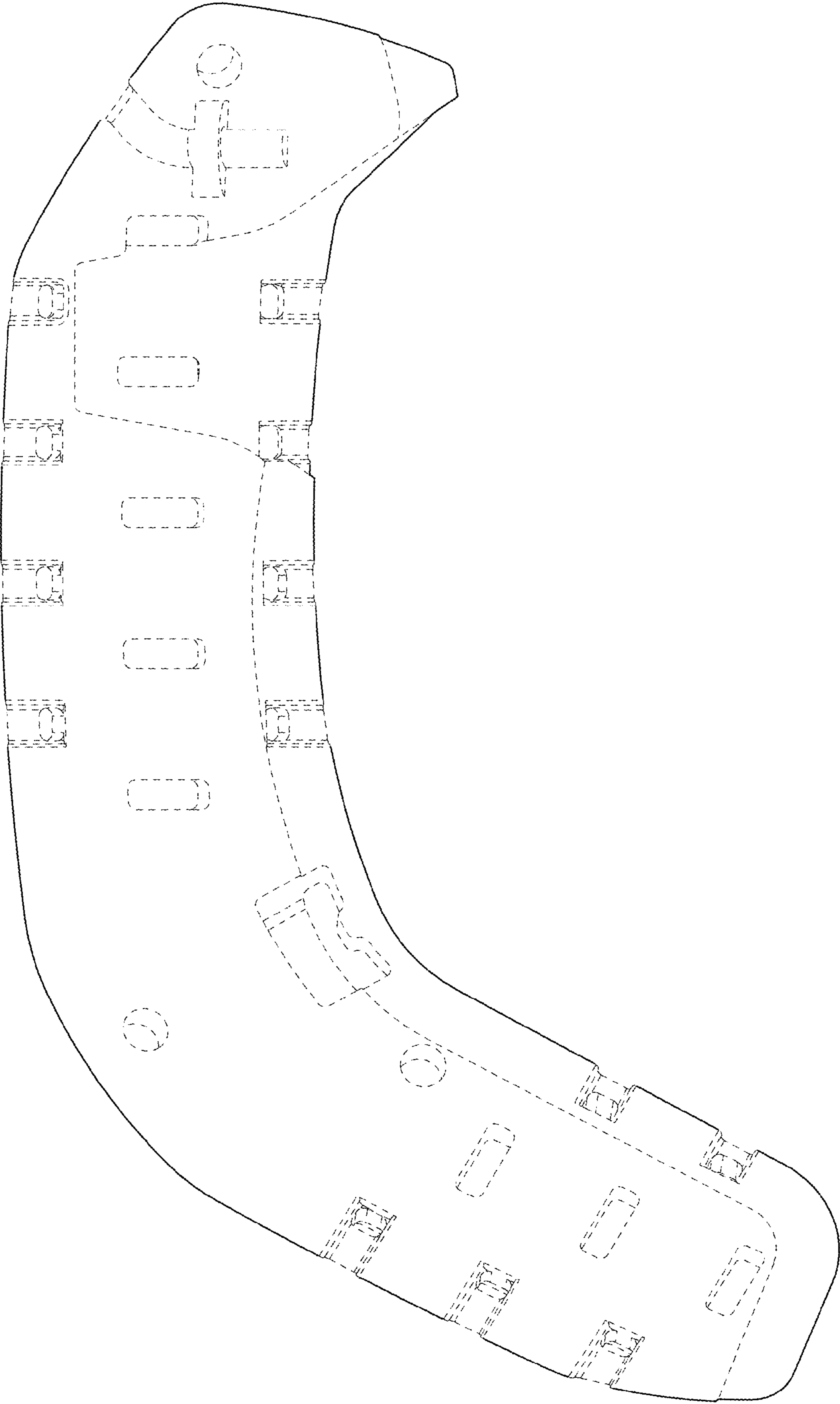


FIG. 6



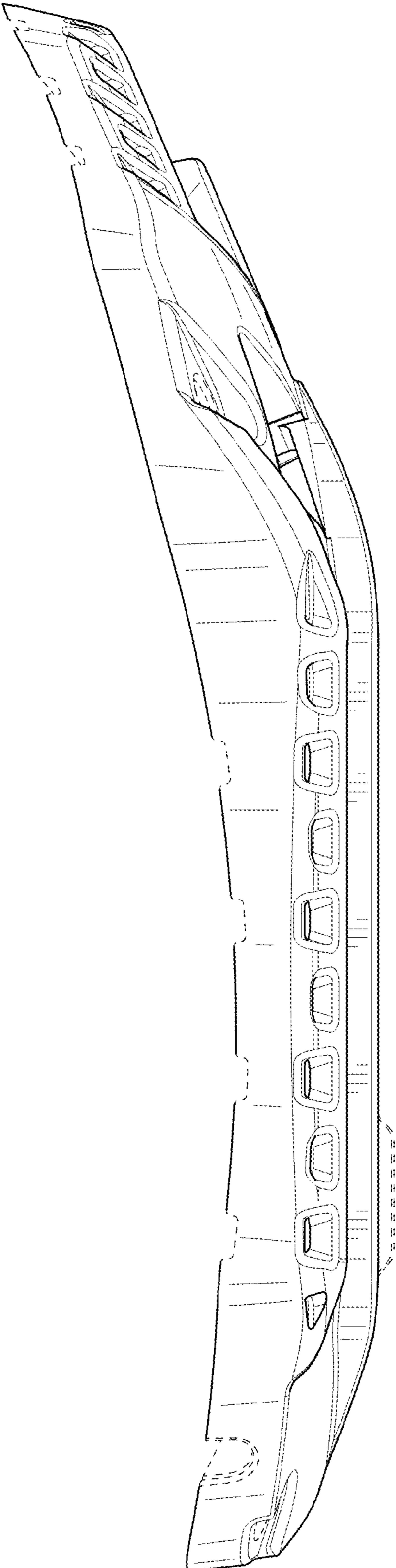


FIG. 7

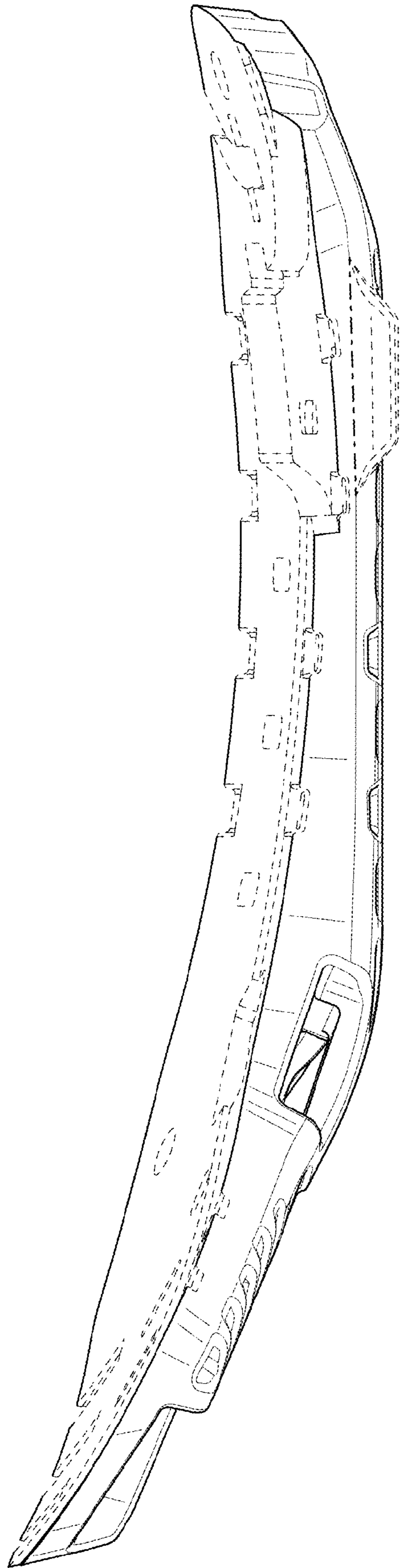


FIG. 8