



US00D869773S

(12) **United States Design Patent**
Akervall et al.

(10) **Patent No.:** **US D869,773 S**

(45) **Date of Patent:** **** Dec. 10, 2019**

(54) **MOUTHGUARD**

(71) Applicant: **Akervall Technologies, Inc.**, Ann Arbor, MI (US)

(72) Inventors: **Jan Anders Akervall**, Ann Arbor, MI (US); **Charlotte Akervall**, Ann Arbor, MI (US); **Johann Walter Schwank**, Ann Arbor, MI (US); **Timothy Haung**, Ann Arbor, MI (US)

(73) Assignee: **Akervall Technologies, Inc.**, Saline, MI (US)

(**) Term: **15 Years**

(21) Appl. No.: **29/695,629**

(22) Filed: **Jun. 20, 2019**

Related U.S. Application Data

(62) Division of application No. 29/645,807, filed on Apr. 30, 2018.

(51) **LOC (12) Cl.** **29-02**

(52) **U.S. Cl.**
USPC **D29/108**

(58) **Field of Classification Search**
USPC D29/100, 105, 106, 108, 122; D24/108, D24/109, 110, 110.5, 156, 176, 181
CPC . A61F 5/566; A61F 5/58; A63B 71/08; A63B 71/081; A63B 71/085; A63B 2071/085; A63B 2071/088; A61C 7/10; A61C 13/08; A61C 13/081; A61C 13/083; A61C 13/087; A61C 19/066; A61C 5/14; A61B 13/00; A61B 13/24

See application file for complete search history.

(56) **References Cited**

U.S. PATENT DOCUMENTS

2,966,908 A * 1/1961 Cathcart A63B 71/085
128/861
3,228,107 A * 1/1966 Zandberg A61C 19/05
433/71

3,234,942 A * 2/1966 Simor A61C 19/063
604/20
3,247,844 A * 4/1966 Berghash A63B 71/085
128/862
3,411,501 A * 11/1968 Greenberg A63B 71/085
128/862
3,416,527 A * 12/1968 Hoef A61C 19/063
128/862
D382,965 S * 8/1997 Wagner D29/108

(Continued)

Primary Examiner — Elizabeth J Oswecki

(74) *Attorney, Agent, or Firm* — Marshall & Melhorn, LLC

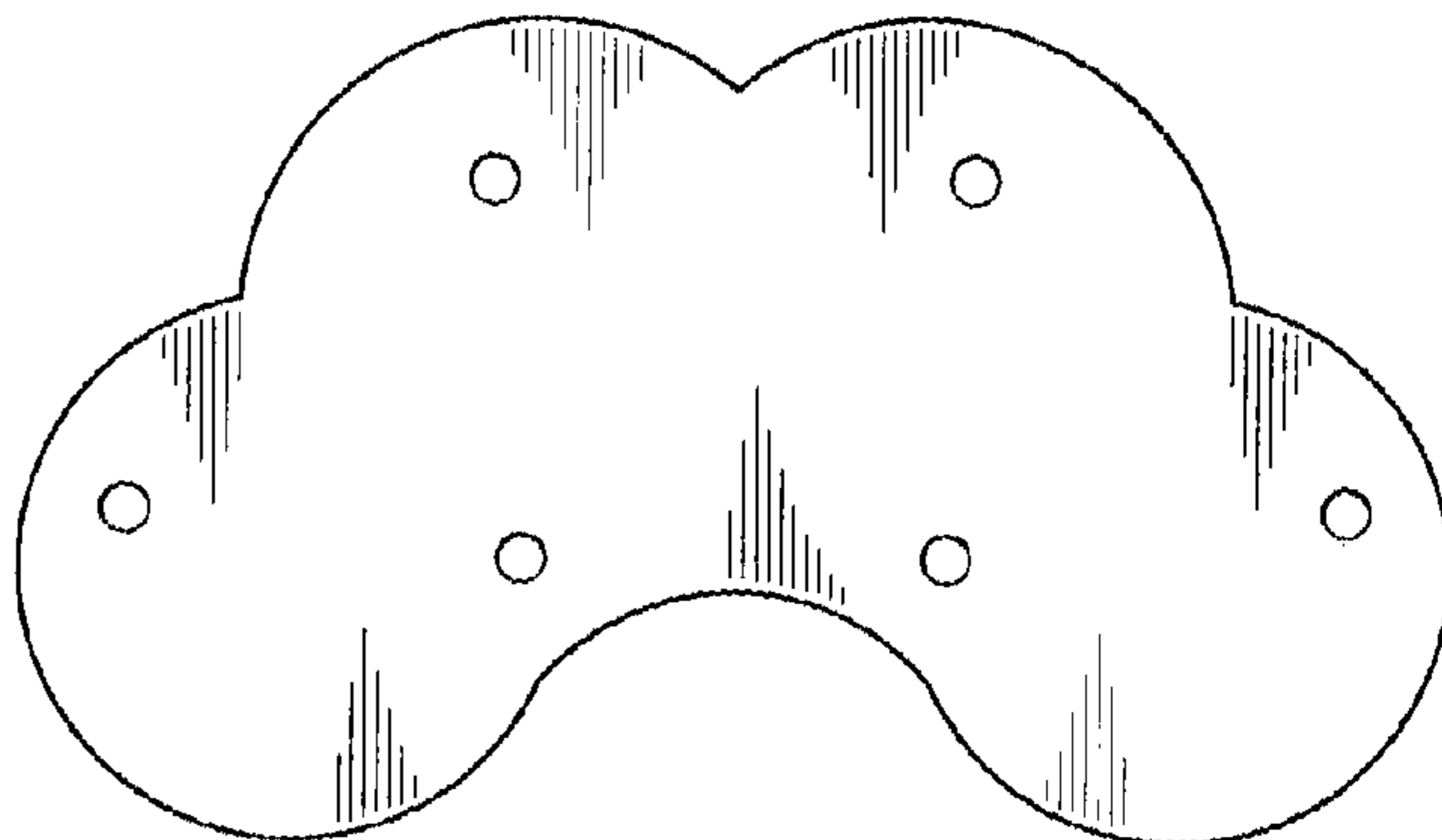
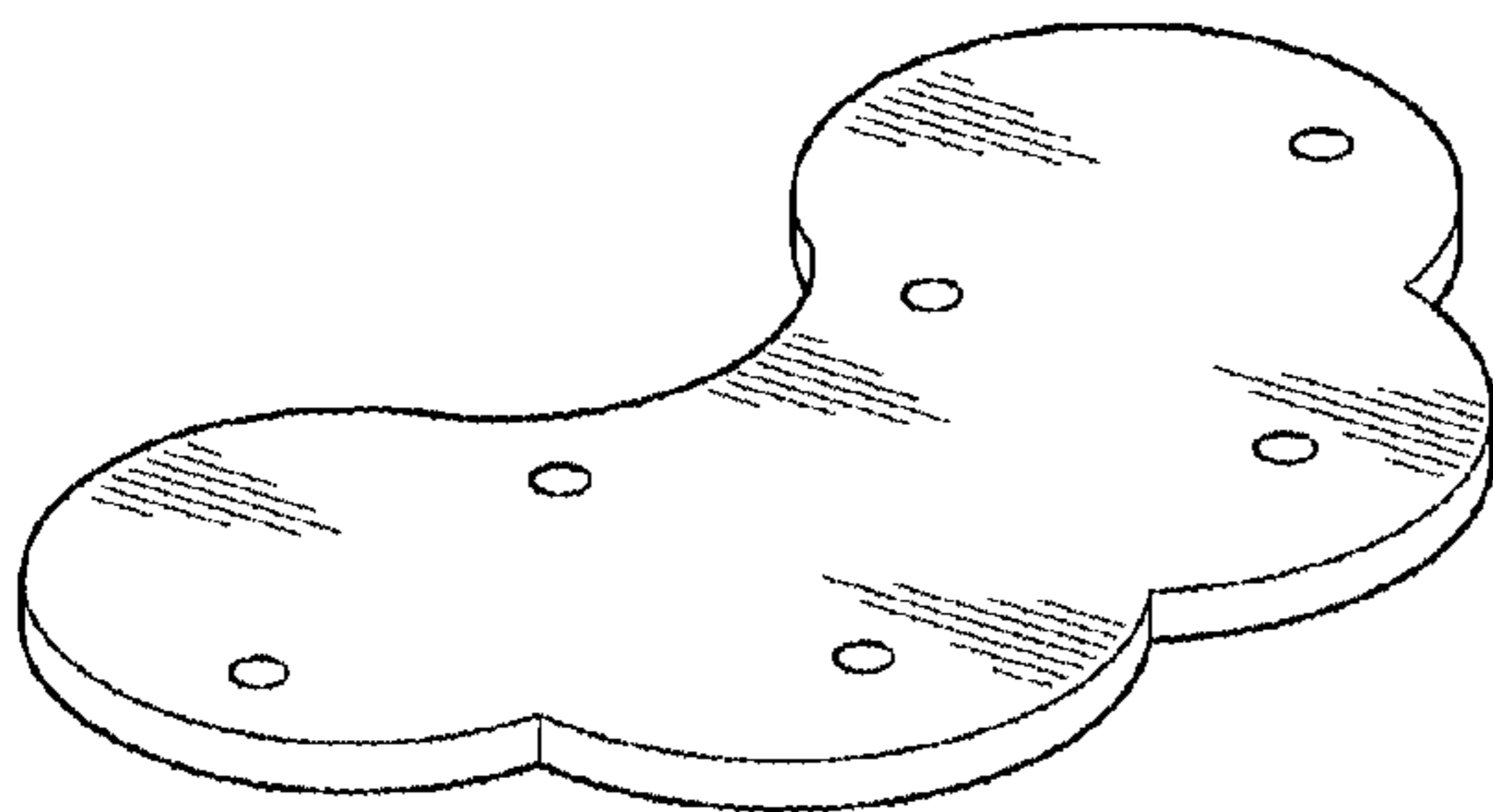
(57) **CLAIM**

The ornamental design for a mouthguard, as shown and described.

DESCRIPTION

FIG. 1 is a top, front perspective view of a first embodiment of a mouthguard showing our new design;
FIG. 2 is a bottom plan view thereof;
FIG. 3 is a front view thereof;
FIG. 4 is a back view thereof;
FIG. 5 is a side view thereof;
FIG. 6 is a top, front perspective view of a second embodiment of a mouthguard showing our new design;
FIG. 7 is a bottom plan view thereof;
FIG. 8 is a front view thereof;
FIG. 9 is a back view thereof;
FIG. 10 is a side view thereof;
FIG. 11 is a top, front perspective view of a third embodiment of a mouthguard showing our new design;
FIG. 12 is a bottom plan view thereof;
FIG. 13 is a front view thereof;
FIG. 14 is a back view thereof; and,
FIG. 15 is a side view thereof.

1 Claim, 3 Drawing Sheets



(56)

References Cited

U.S. PATENT DOCUMENTS

6,280,196	B1 *	8/2001	Berghash	A61C 19/066 433/215
6,450,167	B1 *	9/2002	David	A61C 7/08 128/848
6,619,290	B1 *	9/2003	Zacco	A61F 5/566 128/848
D504,744	S *	5/2005	Hidalgo	D29/108
D509,028	S *	8/2005	Farrell	D29/108
D541,481	S *	4/2007	Farrell	D29/108
7,658,193	B2 *	2/2010	Lesniak	A61F 5/566 128/859
7,954,496	B2 *	6/2011	Jansheski	A61F 5/566 128/848
D644,791	S *	9/2011	Petrocelli	D29/108
8,116,854	B2 *	2/2012	Hart	A61C 5/90 600/476
D657,916	S *	4/2012	Pelerin	D29/108
D677,007	S *	2/2013	Bancroft	D29/108
D710,506	S *	8/2014	Tolentino	D24/181
9,622,837	B2 *	4/2017	Jansheski	A61C 9/0006
D795,431	S *	8/2017	Way	D24/152
D795,440	S *	8/2017	Way	D24/181
D833,621	S *	11/2018	Tolentino	D24/181
2009/0038624	A1 *	2/2009	Akervall	A63B 71/085 128/861

* cited by examiner

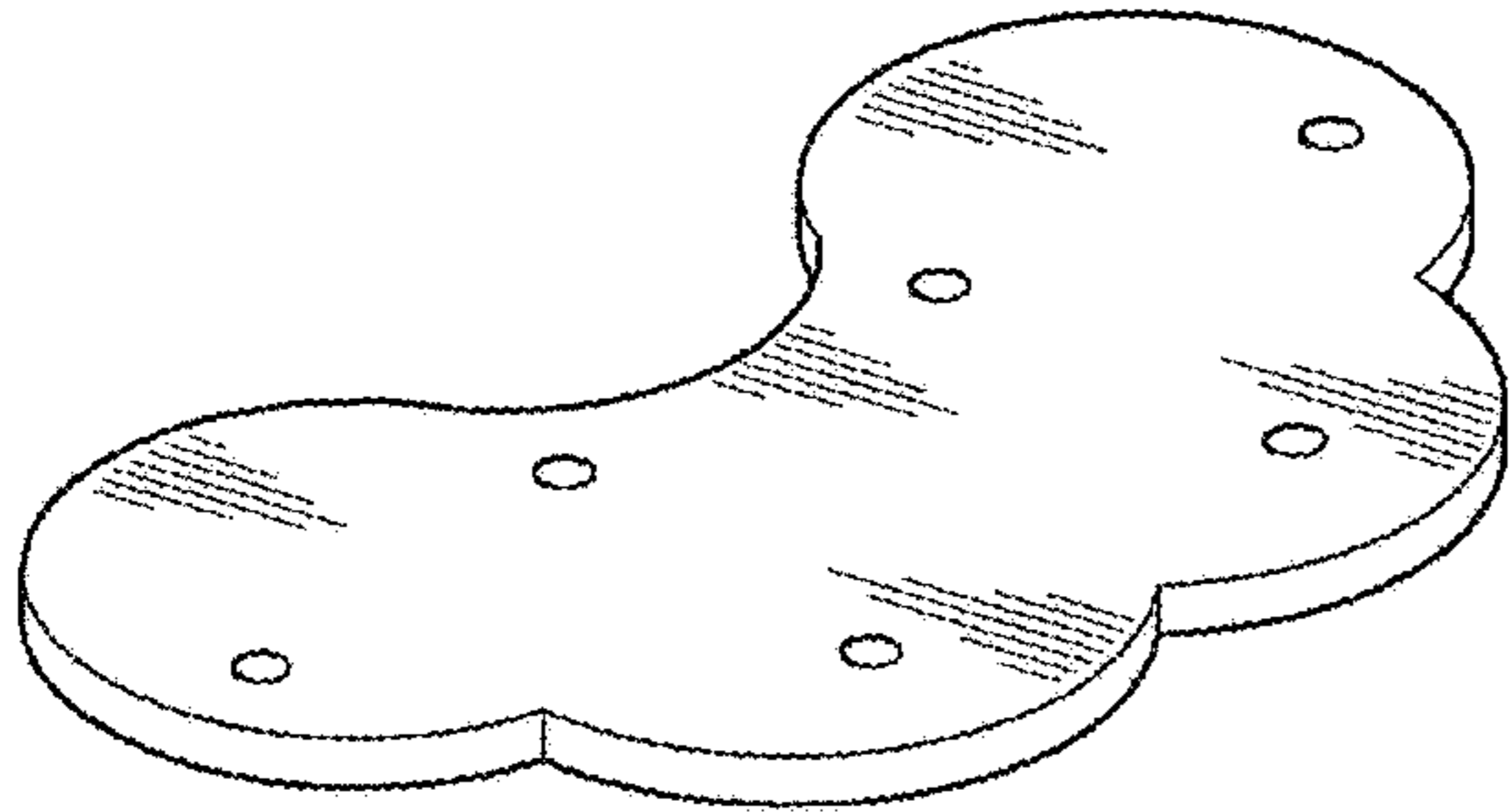


FIG. 1

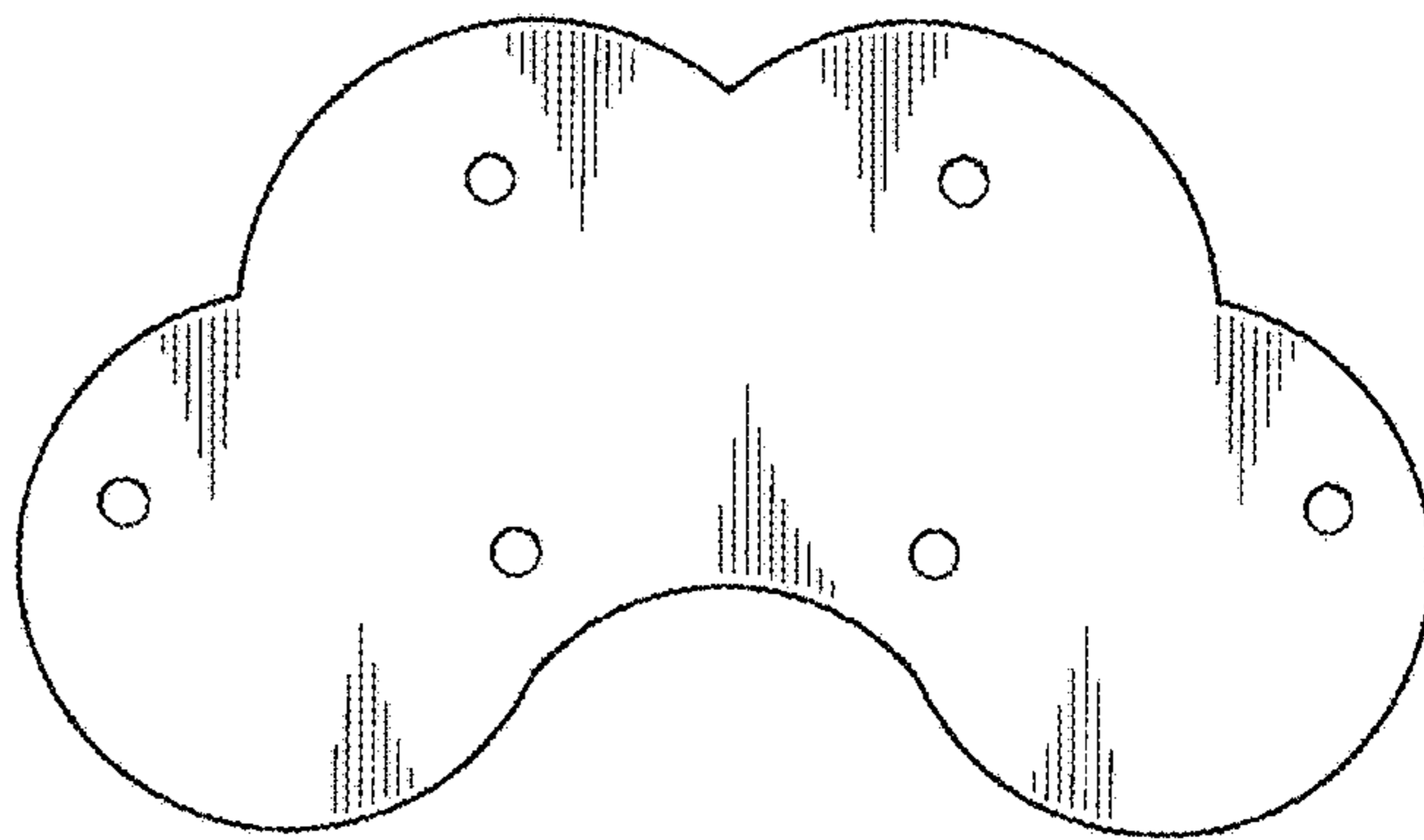


FIG. 2

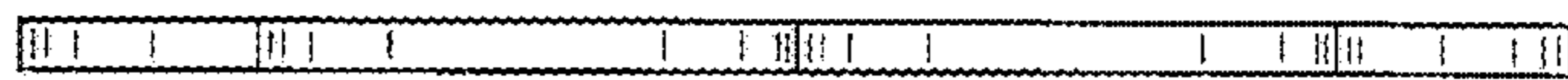


FIG. 3

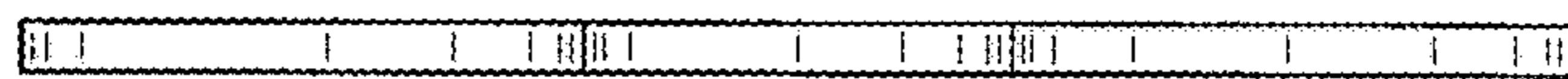


FIG. 4

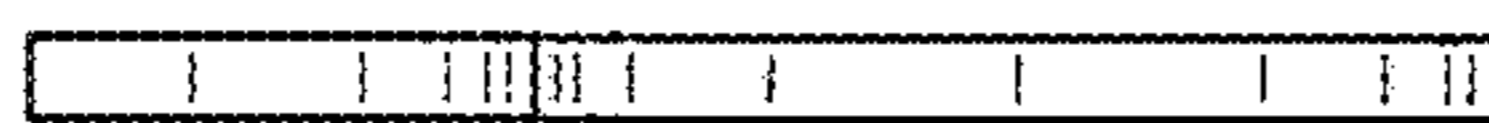


FIG. 5

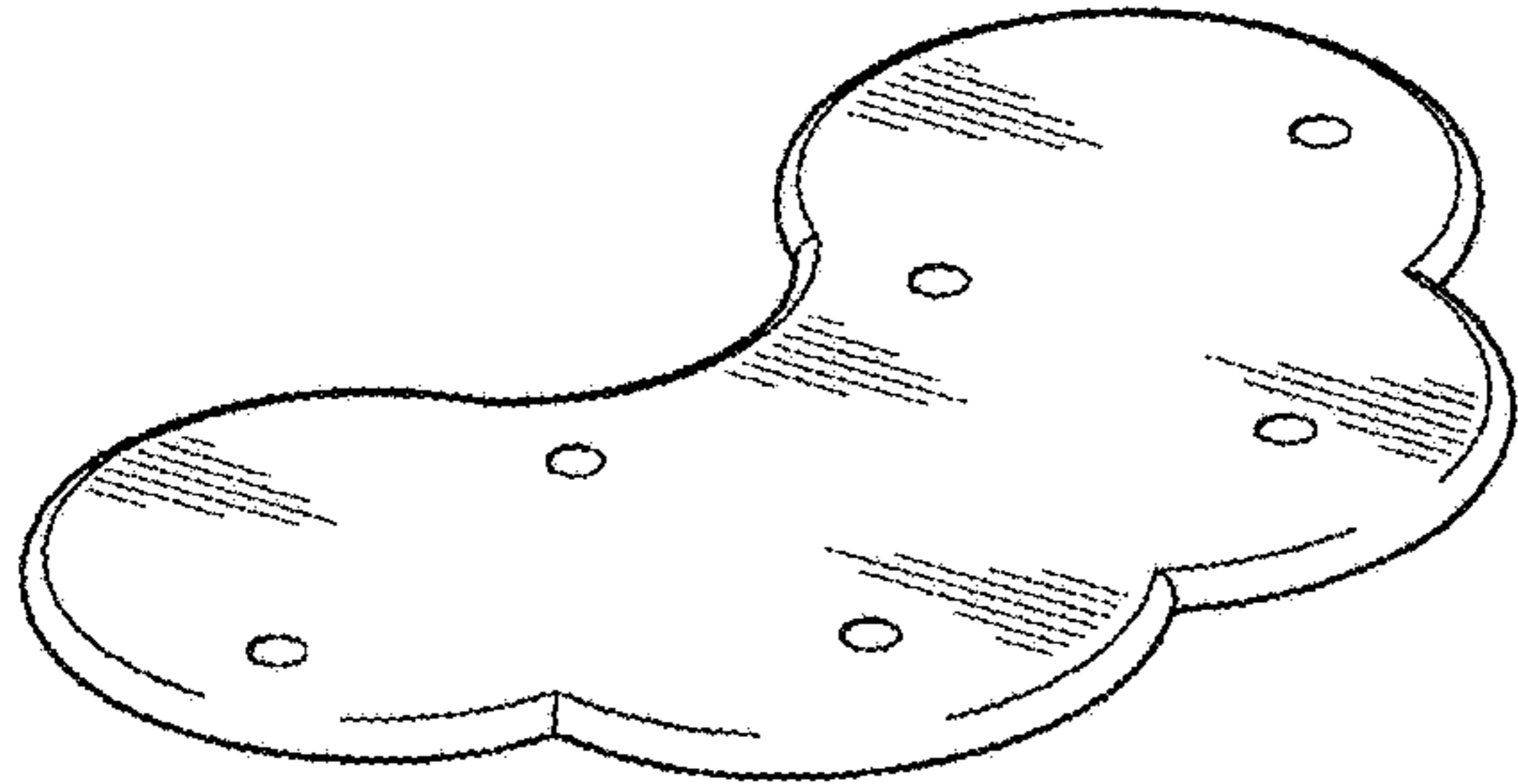


FIG. 6

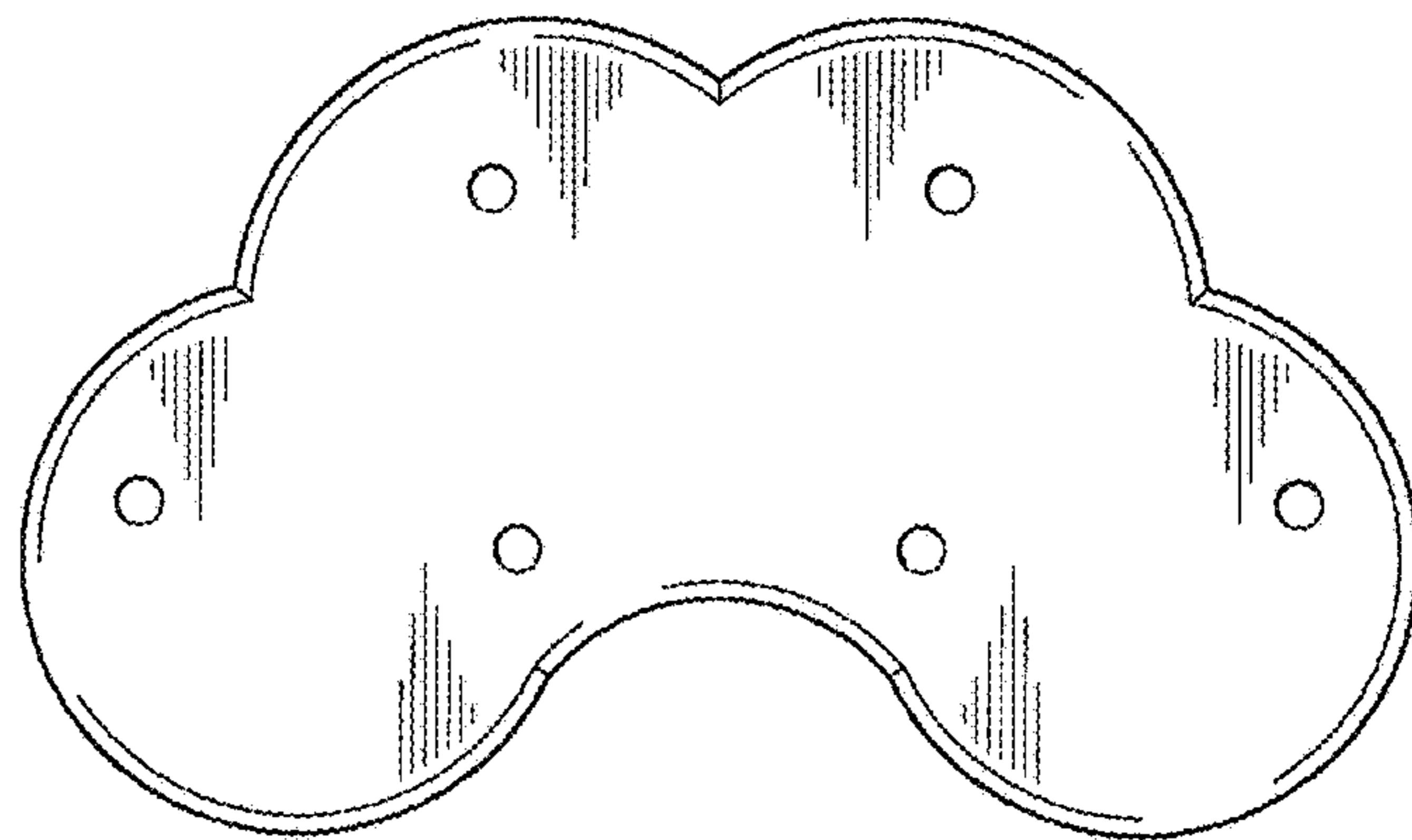


FIG. 7

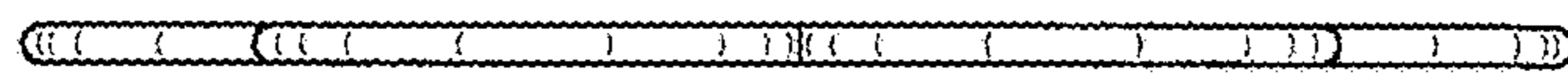


FIG. 8




FIG. 9



FIG. 10

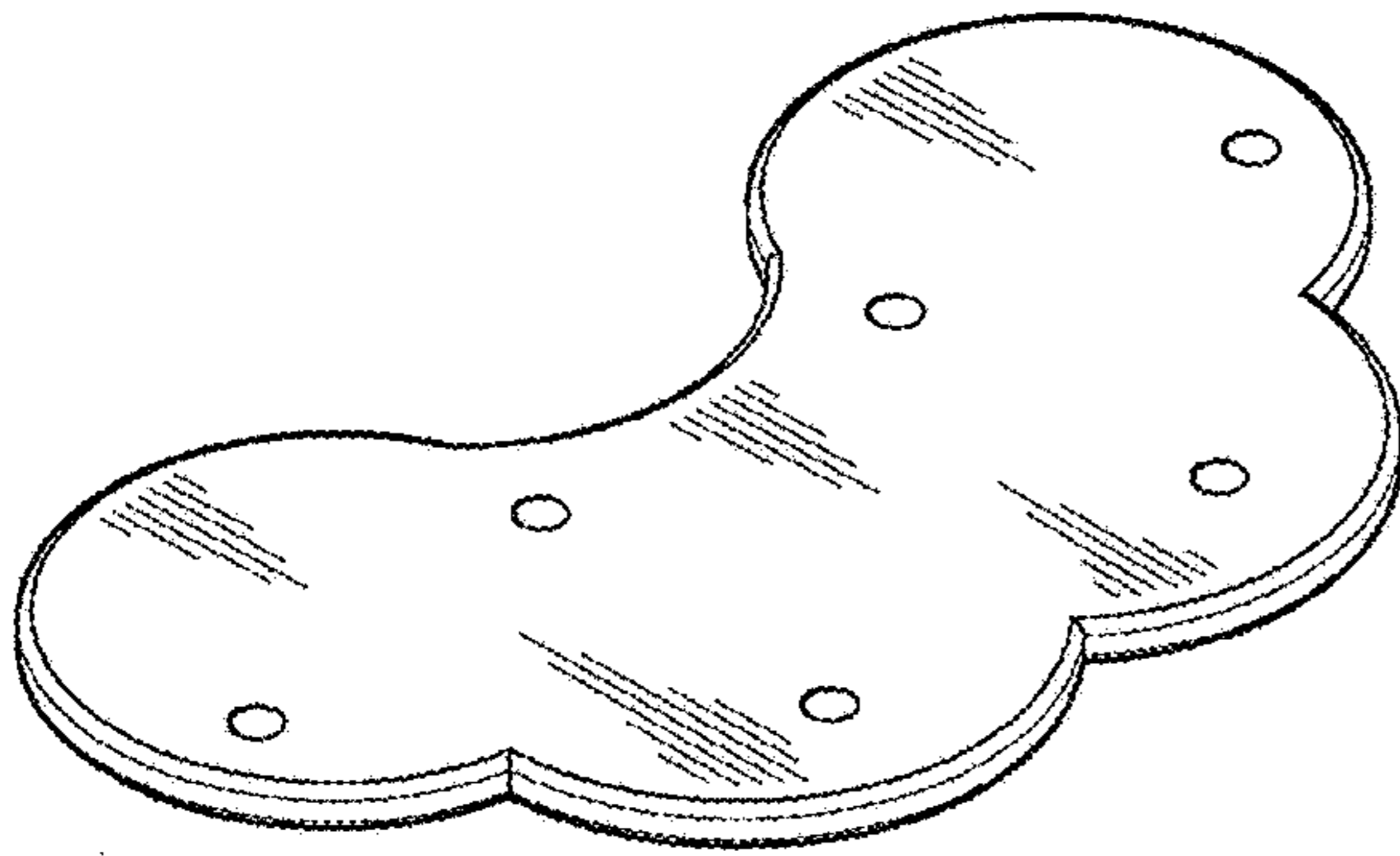


FIG. 11

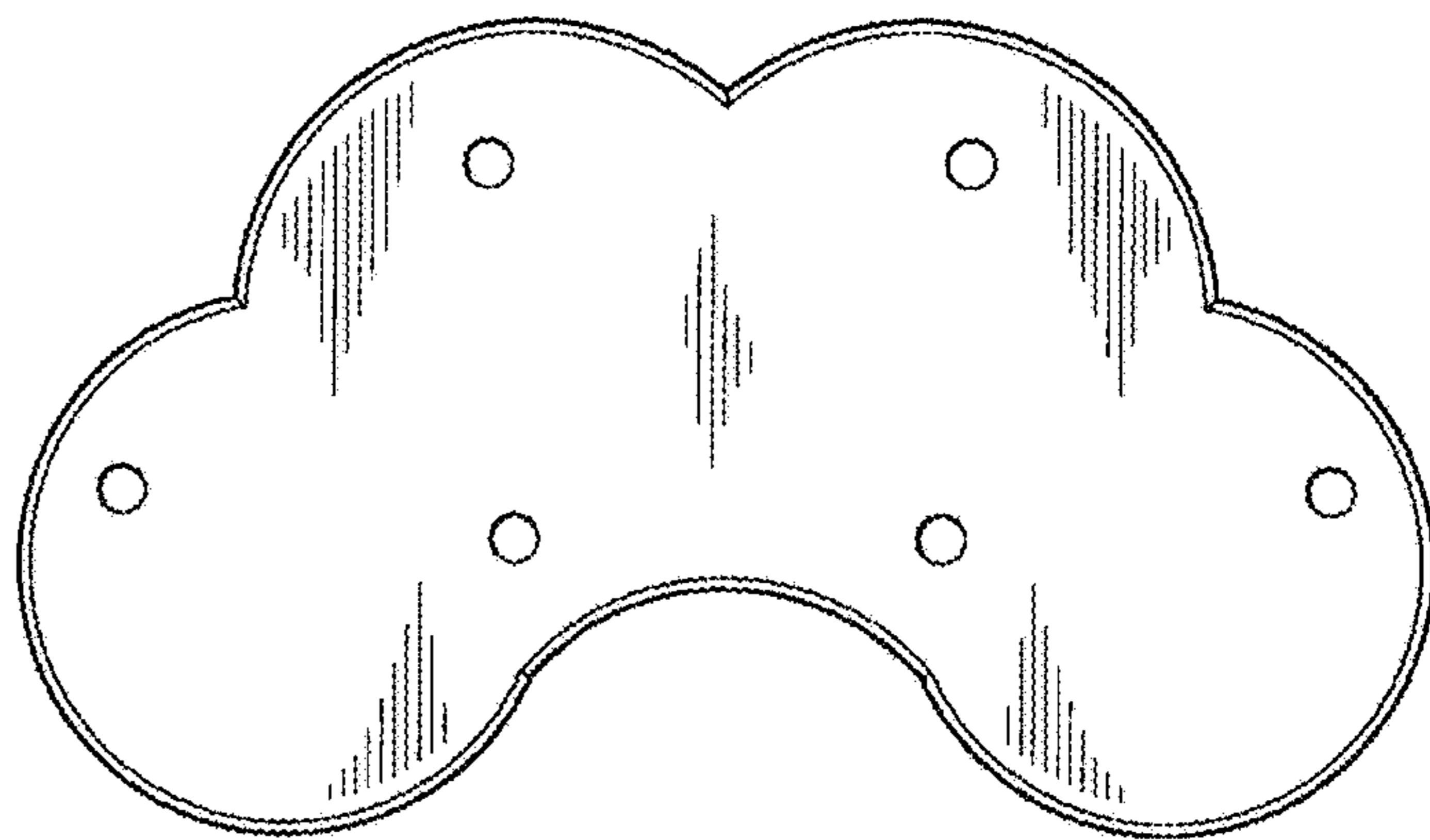


FIG. 12

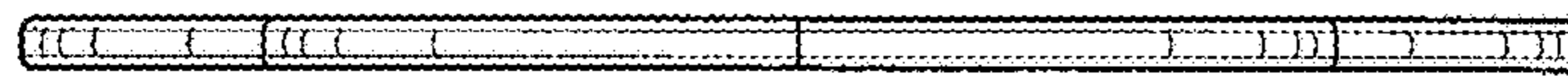


FIG. 13




FIG. 14

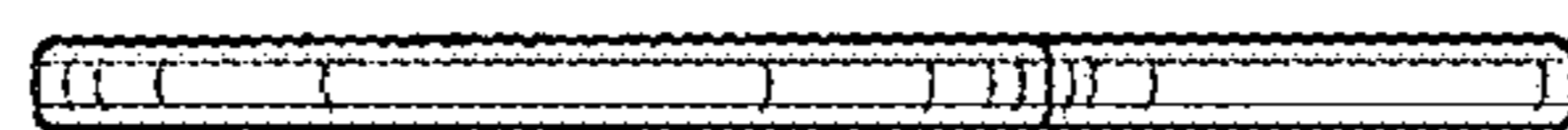


FIG. 15