



US00D869753S

(12) **United States Design Patent** (10) **Patent No.:** **US D869,753 S**  
**Yang** (45) **Date of Patent:** **\*\* Dec. 10, 2019**

(54) **TELESCOPIC TOBACCO PIPE**

(71) Applicant: **Li Yang**, GuiZhou (CN)

(72) Inventor: **Li Yang**, GuiZhou (CN)

(\*\*) Term: **15 Years**

(21) Appl. No.: **29/646,264**

(22) Filed: **May 2, 2018**

(51) **LOC (12) Cl.** ..... **27-02**

(52) **U.S. Cl.**

USPC ..... **D27/163**

(58) **Field of Classification Search**

USPC ..... D27/163, 101, 100, 162, 164-167, 169;  
131/192, 194-196, 198.1, 198.2, 199,  
131/216, 220, 330

CPC ..... A24F 1/25; A24F 1/24; A24F 1/00; A24F  
1/02; A24F 5/04; A24F 5/14

See application file for complete search history.

D817,544 S \* 5/2018 Chen ..... D27/167  
D820,041 S \* 6/2018 Johnson ..... D7/409  
D849,317 S \* 5/2019 Qiu ..... D27/162  
2016/0113327 A1\* 4/2016 Wu ..... H05B 3/06  
131/329  
2016/0295920 A1\* 10/2016 Liu ..... H05B 3/0014

**OTHER PUBLICATIONS**

<https://www.google.com/search?q=rotating+telescopic+tobacco+pipe&source> (Jan. 31, 2019).\*

\* cited by examiner

*Primary Examiner* — Susan Bennett Hattan

*Assistant Examiner* — Rebecca Tsehaye

(74) *Attorney, Agent, or Firm* — Justin Lampel

(57) **CLAIM**

The ornamental design for a telescopic tobacco pipe, as shown and described.

(56) **References Cited**


**U.S. PATENT DOCUMENTS**


D687,999 S \* 8/2013 Liu ..... D27/101  
D695,450 S \* 12/2013 Benassayag ..... D24/110.5  
D721,539 S \* 1/2015 Johnson ..... D7/409  
D724,264 S \* 3/2015 Chambers ..... D27/101  
D729,440 S \* 5/2015 Liu ..... D27/101  
D739,979 S \* 9/2015 Smith ..... D27/163  
D748,852 S \* 2/2016 Wu ..... D27/101  
D749,260 S \* 2/2016 Wu ..... D27/101  
D758,654 S \* 6/2016 Liu ..... D27/163  
D776,868 S \* 1/2017 Rado ..... D27/162  
D779,722 S \* 2/2017 Volodarsky ..... D27/162  
D783,117 S \* 4/2017 Gilbarte ..... D22/117  
D806,942 S \* 1/2018 Qiu ..... D27/101  
D811,652 S \* 2/2018 Liu ..... D27/167

**DESCRIPTION**


FIG. 1 is a perspective view of a telescopic tobacco pipe showing my new design;  
FIG. 2 is a front side view thereof;  
FIG. 3 is a rear side view thereof;  
FIG. 4 is a right side view thereof;  
FIG. 5 is a left side view thereof;  
FIG. 6 is an enlarged bottom view thereof; and,  
FIG. 7 is an enlarged top plan view thereof.  
The broken lines in the drawings depict portions of the telescopic tobacco pipe that form no part of the claimed design.

**1 Claim, 7 Drawing Sheets**







**FIG. 1**




**FIG. 2**



**FIG. 3**

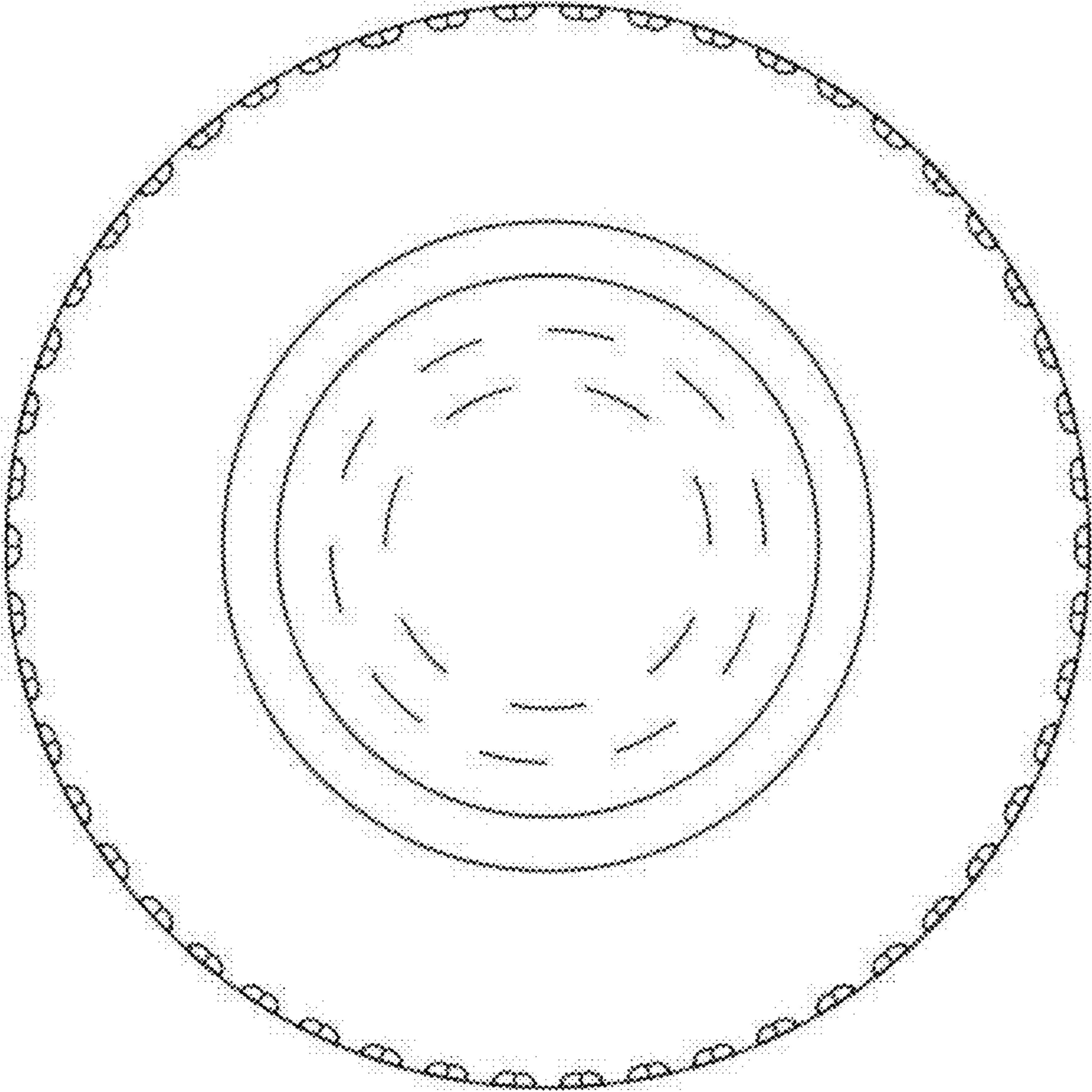


**FIG. 4**

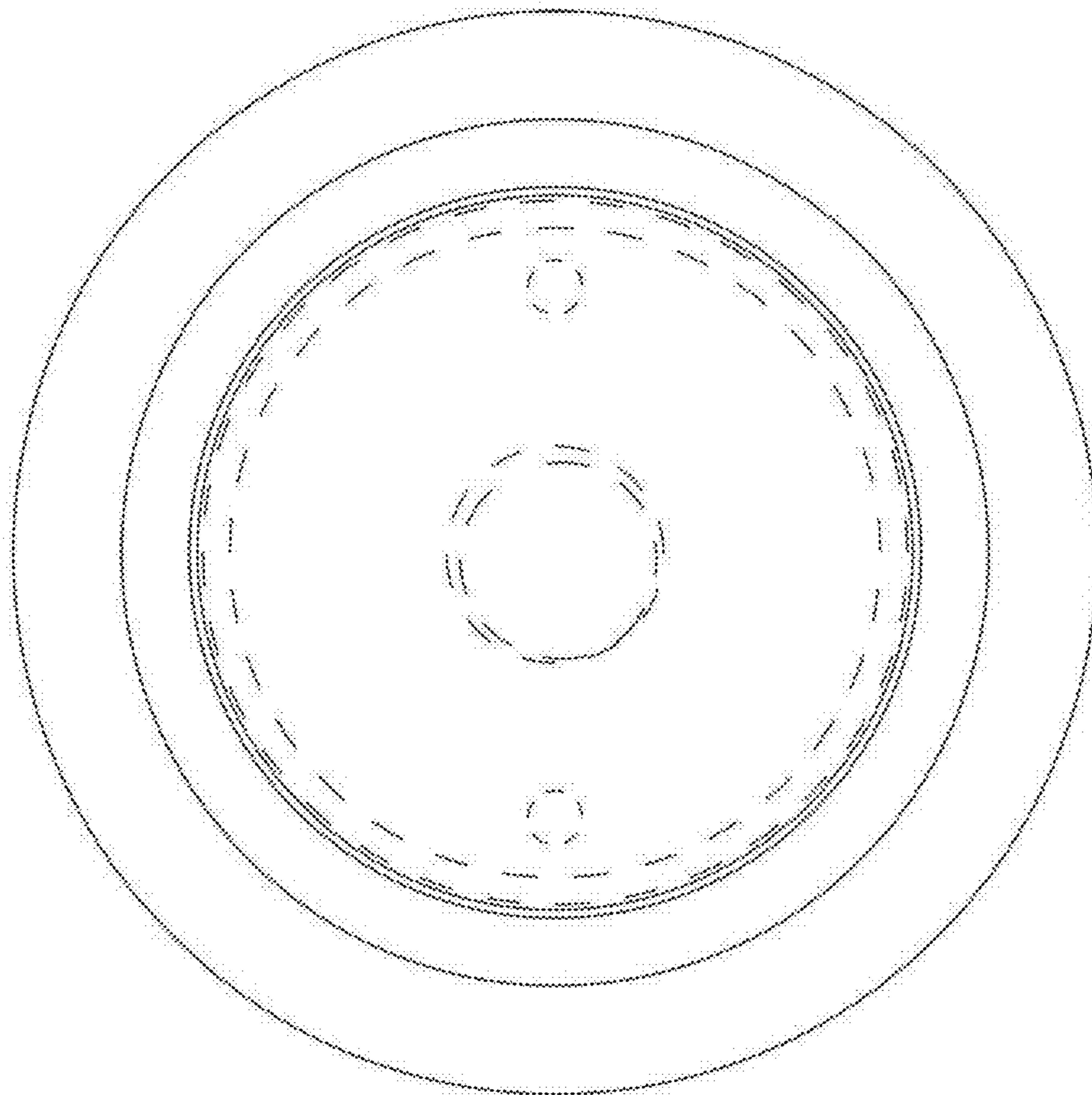


**FIG. 5**





**FIG. 6**



**FIG. 7**