



US00D869737S

(12) **United States Design Patent**
Babutzka

(10) **Patent No.:** **US D869,737 S**

(45) **Date of Patent:** **** Dec. 10, 2019**

(54) **LIGHT FIXTURE**

(71) Applicant: **LEDVANCE GmbH**, Garching bei Munchen (DE)

(72) Inventor: **Heidrun Babutzka**, Munich (DE)

(73) Assignee: **LEDVANCE GMBH**, Garching bei Munchen (DE)

(**) Term: **15 Years**

(21) Appl. No.: **29/661,499**

(22) Filed: **Aug. 28, 2018**

(30) **Foreign Application Priority Data**

Mar. 2, 2018 (DE) 40 2018 100 239

(51) **LOC (12) Cl.** **26-03**

(52) **U.S. Cl.**
USPC **D26/89; D26/88**

(58) **Field of Classification Search**
USPC D26/81-86, 88-91
CPC F21S 8/04; F21S 8/043; F21S 8/046; F21S 8/06; F21S 8/065; F21S 8/066; F21S 8/068

See application file for complete search history.

(56) **References Cited**

U.S. PATENT DOCUMENTS

D38,434 S *	1/1907	Helfft	D26/81
1,030,007 A *	6/1912	Miller	F21S 8/06
				248/343
1,248,187 A *	11/1917	Smith	F21S 8/06
				362/300
D51,971 S *	4/1918	Murphy	D26/88
1,305,234 A *	5/1919	Pierce	F21S 8/06
				362/300
D103,428 S *	3/1937	Guth	D26/88

D119,203 S *	2/1940	Krueger	D26/88
D346,459 S *	4/1994	King	D26/72
D427,354 S *	6/2000	Ewing	F21S 8/06
				D26/85
D649,674 S *	11/2011	Sabernig	F21S 8/06
				D26/84
D809,180 S *	1/2018	Oh	F21S 8/06
				D26/86

OTHER PUBLICATIONS

LED—Ginger Pendant By Joan Gaspar for Marset from lumens.com visited Sep. 27, 2019. (Year: 2019).*
Axiom Pendant By Robert Abbey from lumens.com visited Sep. 27, 2019. (Year: 2019).*
PH 4/3 Pendant By Poul Henningsen for Louis Poulsen from lumens.com visited Sep. 27, 2019. (Year: 2019).*

* cited by examiner

Primary Examiner — Clare E Heflin

(74) *Attorney, Agent, or Firm* — Hayes Soloway PC

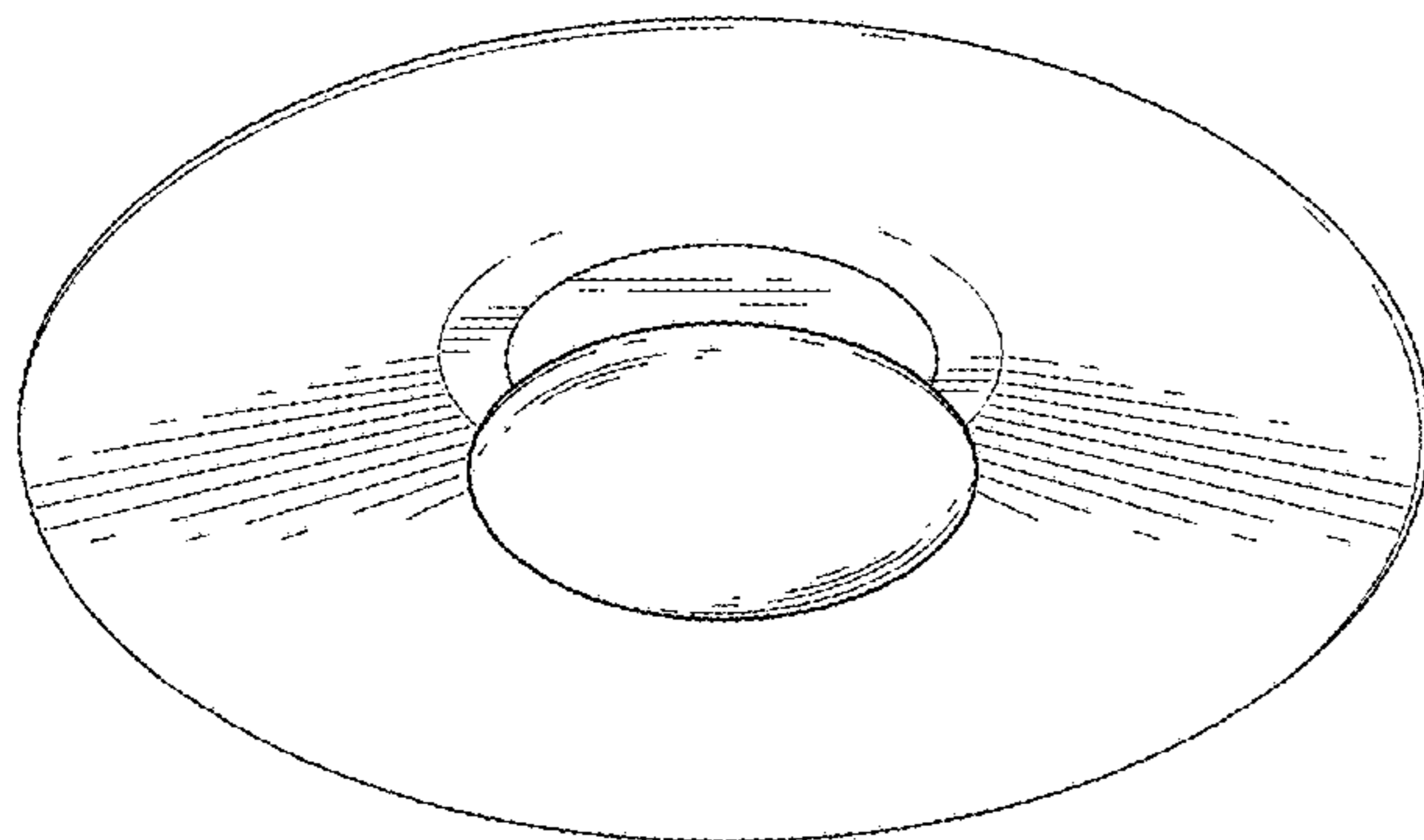
(57) **CLAIM**

I claim the ornamental design for an light fixture, as shown and described.

DESCRIPTION

FIG. 1 is a bottom, front perspective view of an light fixture showing the new design;
FIG. 2 is a top, front perspective view of the light fixture thereof;
FIG. 3 is a left side elevation view of the light fixture thereof, which is identical to the right side elevation view, the front side view, and the rear side view;
FIG. 4 is a bottom plan view of the light fixture thereof; and, FIG. 5 is a top plan view of the light fixture thereof.
The broken lines in the figures represent unclaimed portions of the light fixture and form no part of the claimed design.

1 Claim, 5 Drawing Sheets



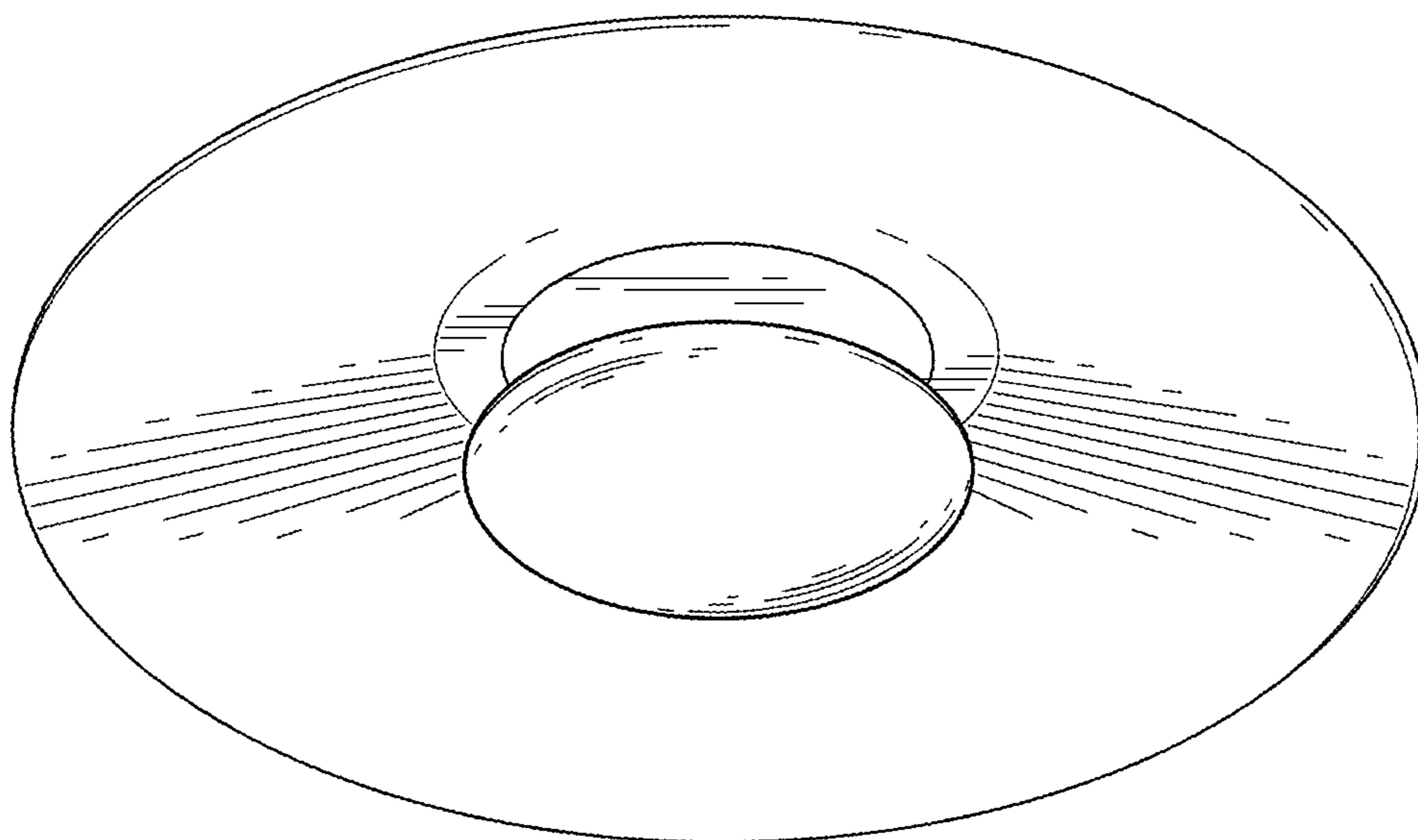


Fig. 1

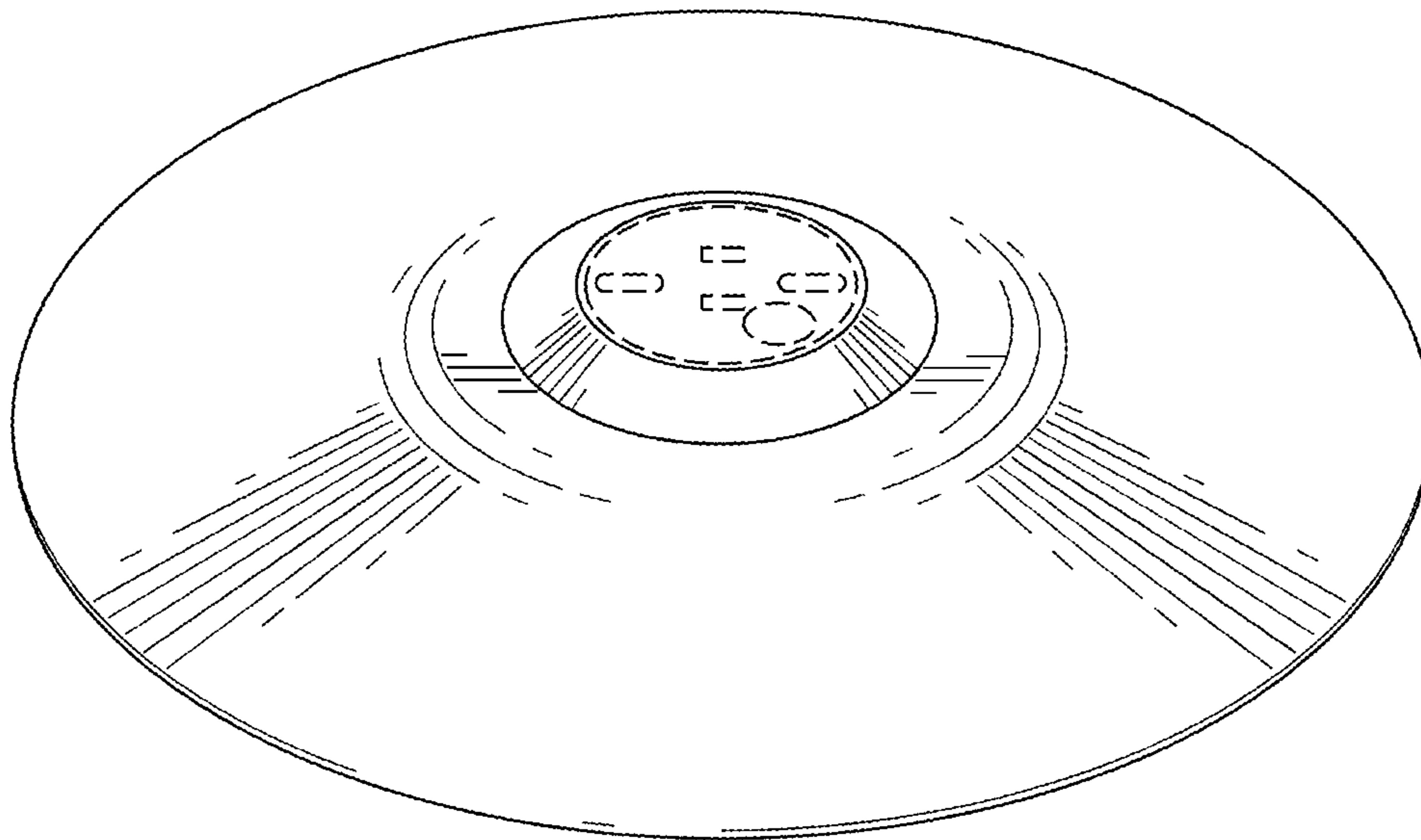


Fig. 2

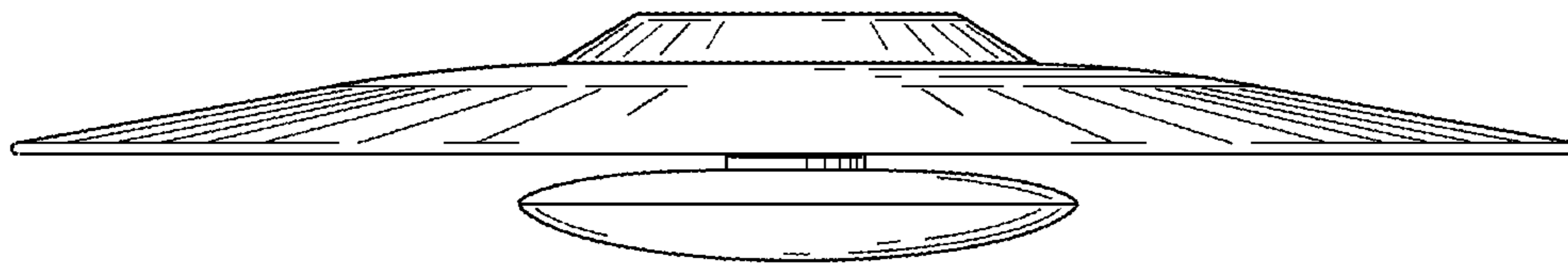


Fig. 3



Fig. 4

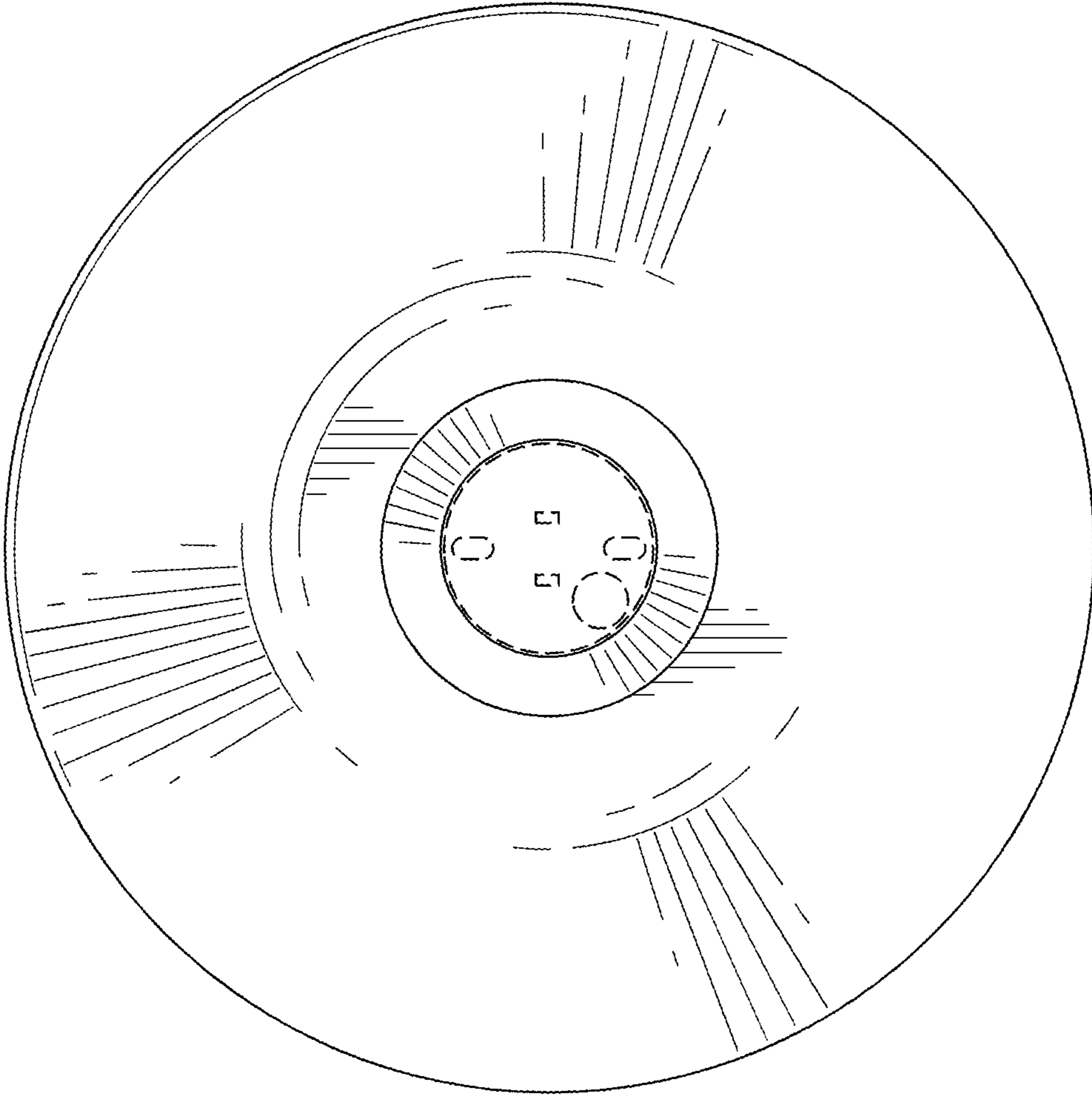


Fig. 5