

US00D869723S

(12) **United States Design Patent**
Hwang et al.

(10) **Patent No.:** **US D869,723 S**

(45) **Date of Patent:** **** Dec. 10, 2019**

(54) **LIGHTING FIXTURE**

(71) Applicant: **SIGNIFY HOLDING B.V.**, Eindhoven (NL)

(72) Inventors: **Yong Jun YJ Hwang**, Shanghai (CN);
Glenn Sung, Shanghai (CN)

(73) Assignee: **SIGNIFY HOLDING B.V.**, Eindhoven (NL)

(**) Term: **15 Years**

(21) Appl. No.: **29/637,293**

(22) Filed: **Feb. 15, 2018**

(30) **Foreign Application Priority Data**

Aug. 17, 2017 (EM) 004152205-0002

(51) **LOC (12) Cl.** **26-03**

(52) **U.S. Cl.**
USPC **D26/71**

(58) **Field of Classification Search**
USPC D26/26, 67-72, 76, 80, 81, 85-88, 92,
D26/154

CPC F21S 8/032; F21S 9/03; F21S 9/032; F21S
9/035; F21S 9/037; F21W 2131/10;
F21W 2131/103; F21W 2131/107; F21W
2131/109

See application file for complete search history.

(56) **References Cited**

U.S. PATENT DOCUMENTS

D556,935 S * 12/2007 Quioque D26/71
D615,235 S * 5/2010 Zheng D26/63

D631,592 S * 1/2011 Rosas D26/71
D645,190 S * 9/2011 Van Klinken D26/71
D666,759 S * 9/2012 Lane D26/71
D676,177 S * 2/2013 Akinrele D26/71
D676,178 S * 2/2013 Akinrele D26/71
D742,574 S * 11/2015 Bembridge D26/71
D818,174 S * 5/2018 Wan D26/71
D843,043 S * 3/2019 Ni D26/71
D845,531 S * 4/2019 Pan D26/71
D851,801 S * 6/2019 Ni D26/71
D851,802 S * 6/2019 Ni D26/71

* cited by examiner

Primary Examiner — Cathron C Brooks

(74) *Attorney, Agent, or Firm* — Daniel J. Piotrowski

(57) **CLAIM**

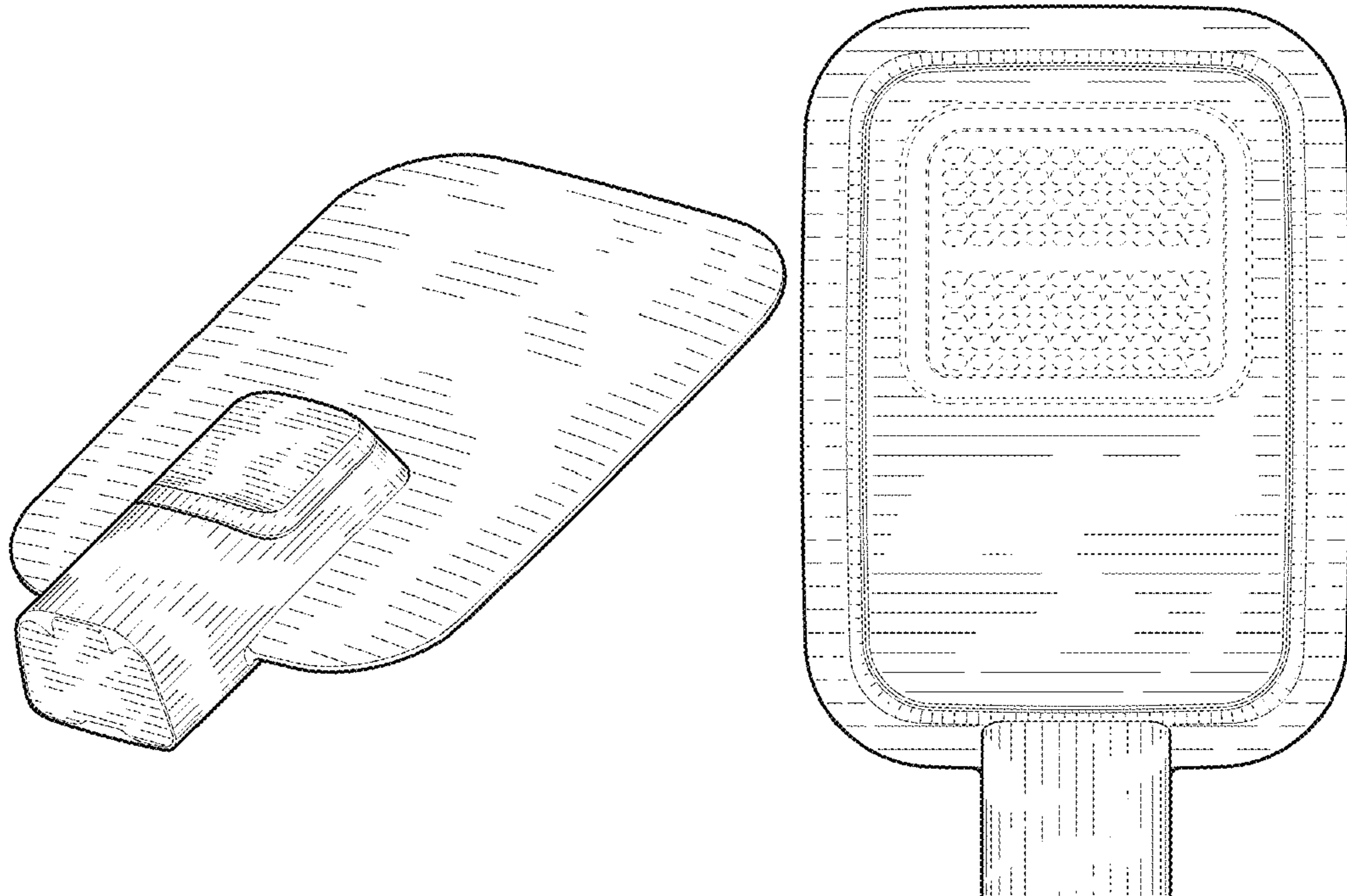
The ornamental design for a “lighting fixture”, as shown and described.

DESCRIPTION

FIG. 1 is a perspective view showing my design;
FIG. 2 is a front elevational view thereof;
FIG. 3 is a rear elevational view thereof;
FIG. 4 is a right side elevational view thereof;
FIG. 5 is a left side elevational view thereof;
FIG. 6 is a top plan view thereof; and,
FIG. 7 is a bottom plan view thereof.

The broken lines shown in the drawings illustrate portions of the lighting fixture that form no part of the claimed design.

1 Claim, 4 Drawing Sheets



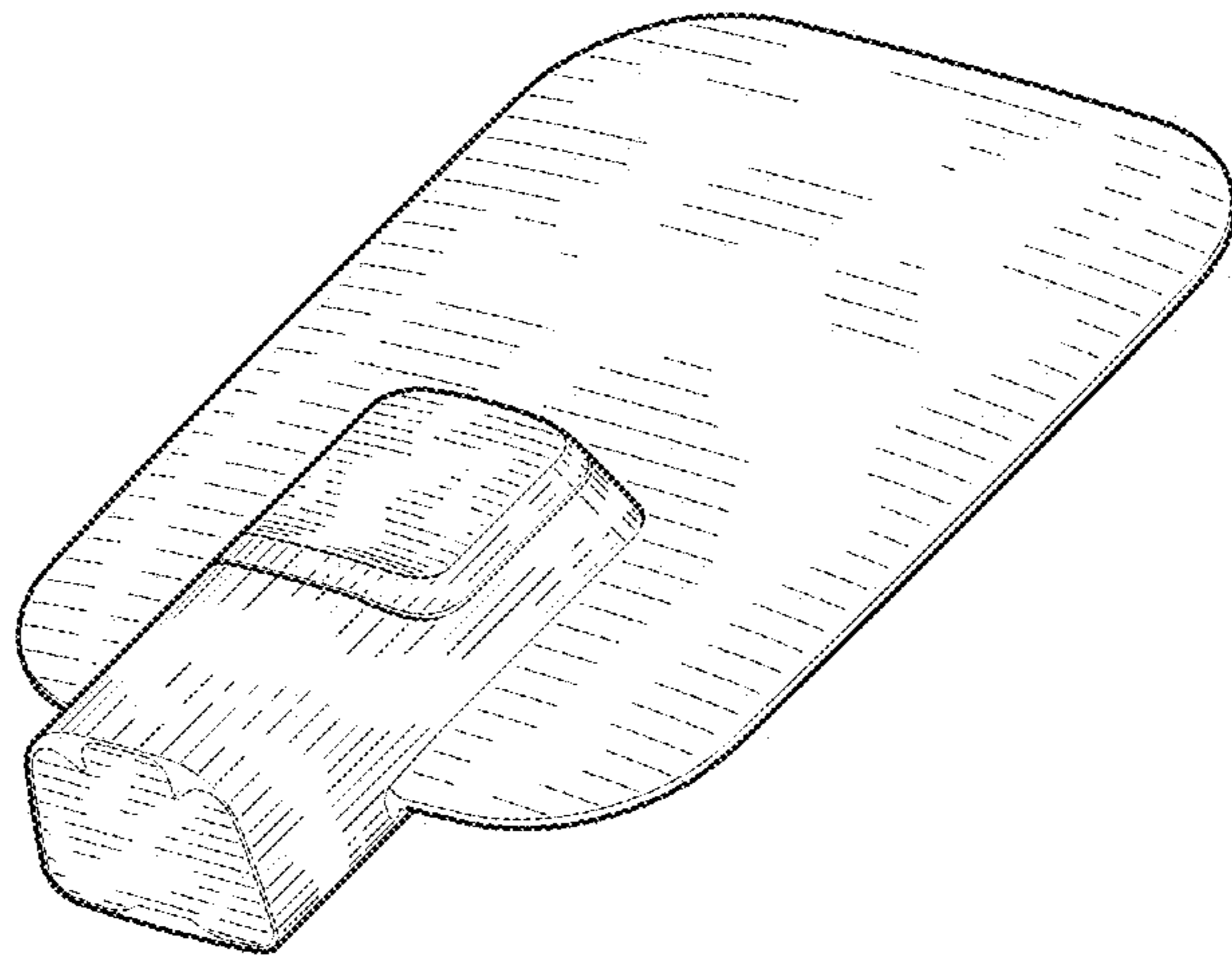


FIG. 1

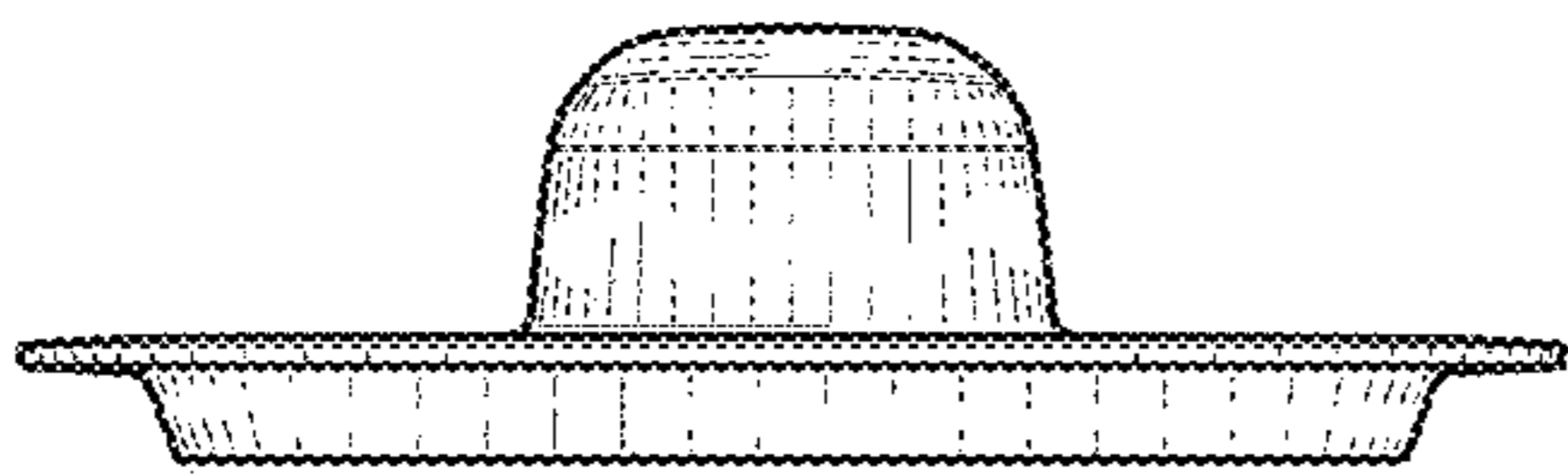


FIG. 2

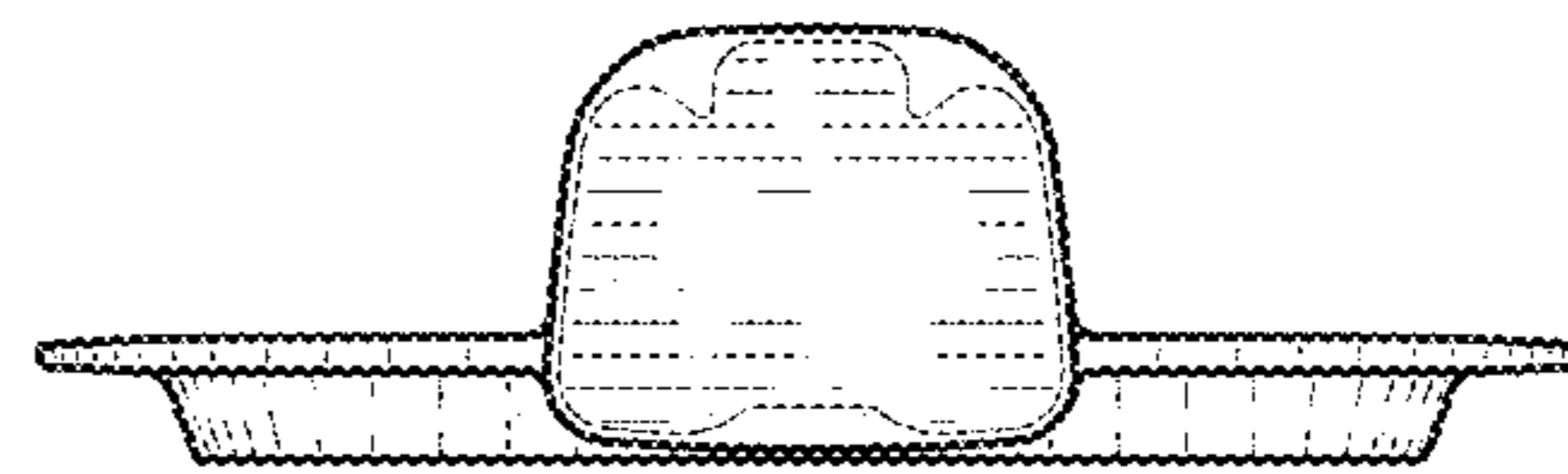


FIG. 3

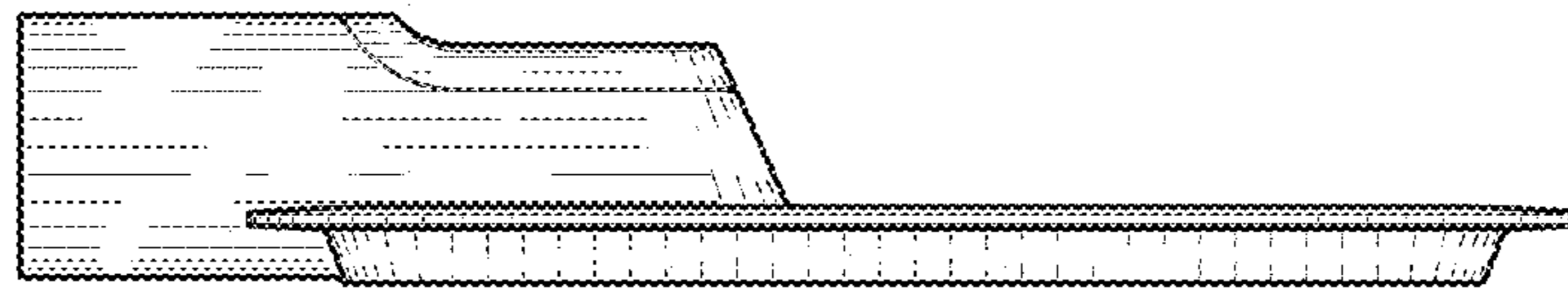


FIG. 4

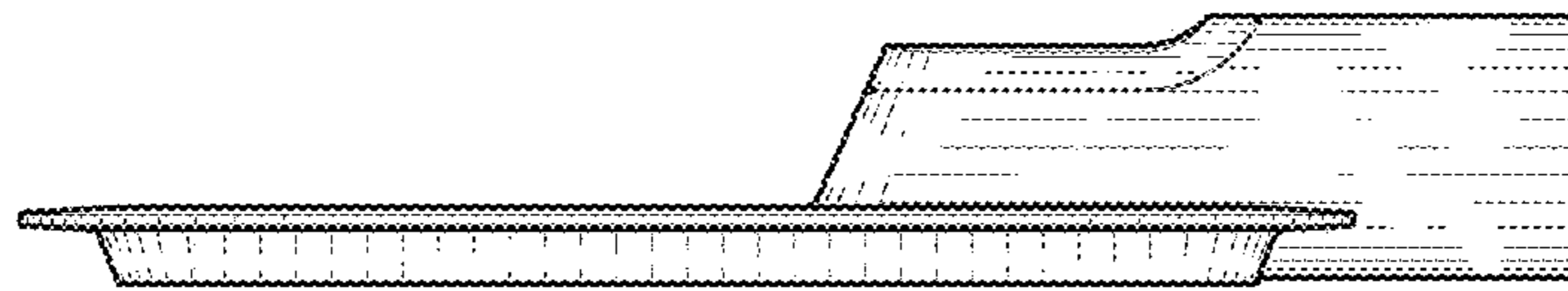


FIG. 5

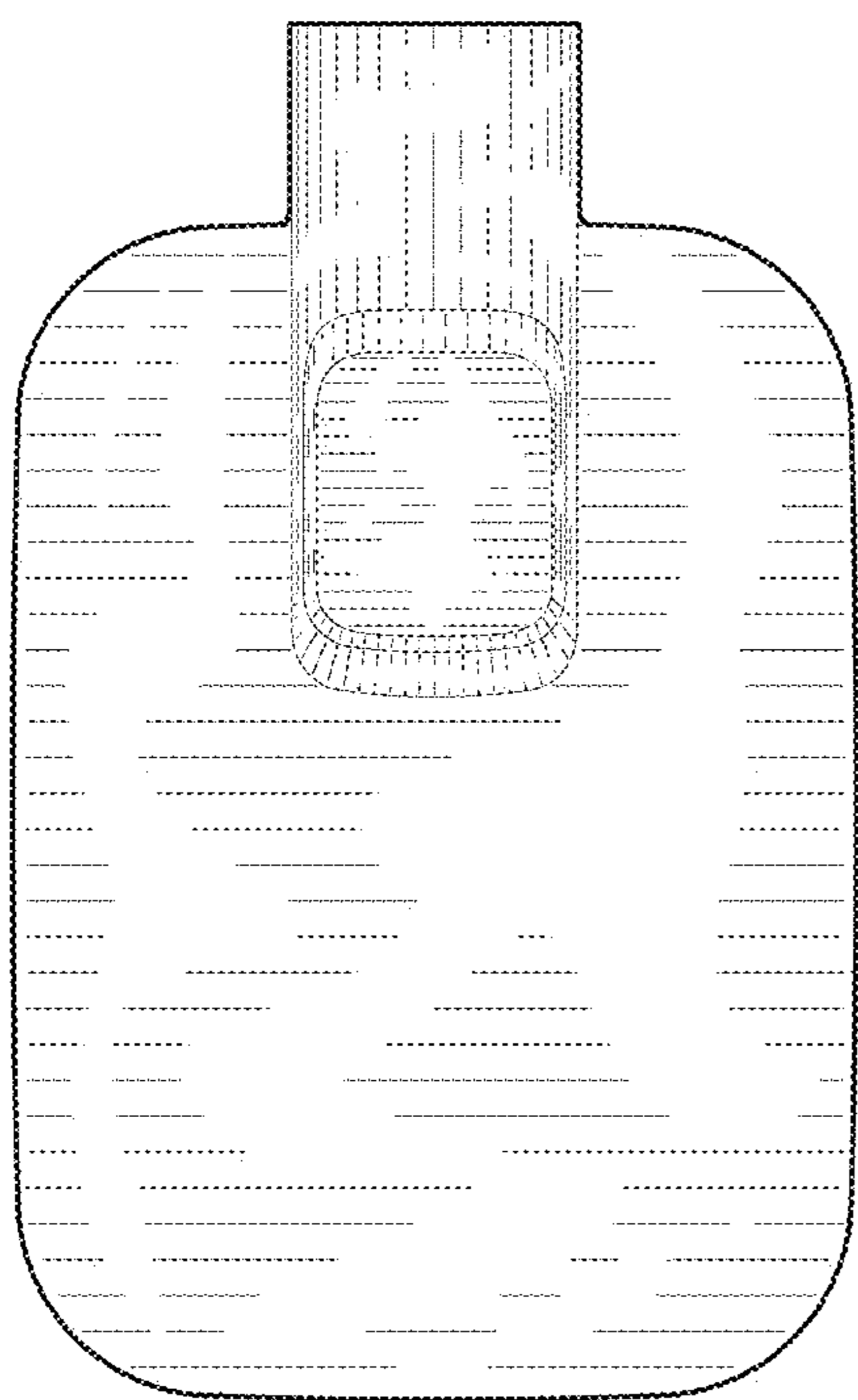


FIG. 6

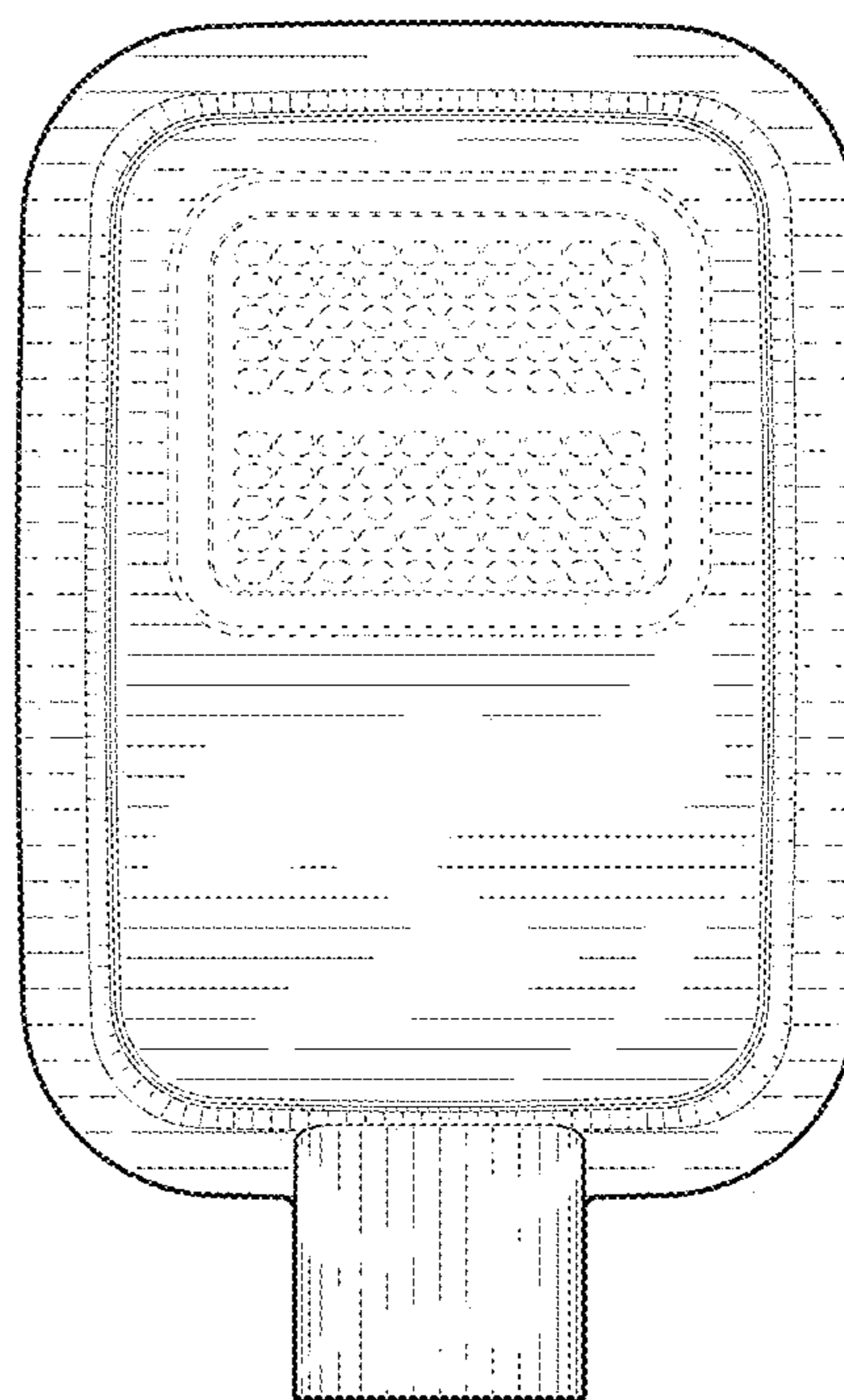


FIG. 7