



US00D869715S

(12) **United States Design Patent** (10) **Patent No.:** **US D869,715 S**
Shim et al. (45) **Date of Patent:** **** Dec. 10, 2019**

(54) **REAR COMBINATION LAMP FOR CARS**

OTHER PUBLICATIONS

(71) Applicants: **HYUNDAI MOTOR COMPANY**,
Seoul (KR); **KIA MOTORS**
CORPORATION, Seoul (KR)

(72) Inventors: **Joon-Bo Shim**, Anyang-si (KR);
Kwang-Duck Han, Seoul (KR);
Seung-Yeon Lee, Gwacheon-si (KR)

(**) Term: **15 Years**

(21) Appl. No.: **35/506,050**

(22) Filed: **Sep. 14, 2018**

(80) **Hague Agreement Data**

Int. Filing Date: **Sep. 14, 2018**
Int. Reg. No.: **DM/103511**
Int. Reg. Date: **Sep. 14, 2018**
Int. Reg. Pub. Date: **Nov. 16, 2018**

(30) **Foreign Application Priority Data**

Apr. 16, 2018 (KR) 30-2018-0017657

(51) **LOC (12) Cl.** **26-06**

(52) **U.S. Cl.**
USPC **D26/35**

(58) **Field of Classification Search**

USPC D12/196; D26/28, 35, 36; D21/433
CPC .. F21S 41/00; F21S 41/20; F21S 41/30; F21S
43/14; F21S 43/15; F21S 43/20

See application file for complete search history.

(56) **References Cited**

U.S. PATENT DOCUMENTS

D713,569 S * 9/2014 Badstuebner D26/28
D758,626 S * 6/2016 Sperling D26/28
D844,195 S * 3/2019 Lin D26/28
D846,779 S * 4/2019 Hwang D26/28

Screenshot excerpt dated Aug. 29, 2018 from Automobile-automotive-car-638479 by Martin Aguilar. Found online Jul. 24, 2019 at <https://www.carmudi.com.ph/journal/3-reasons-keep-cars-lights-working-properly/automobile-automotive-car-638479/> (Year: 2018).*
Undated screenshot excerpt from ZigWheels.com: Hyundai Tucson. Found online Jul. 24, 2019 at <https://www.zigwheels.my/new-cars/hyundai/tucson> (Year: 2019).*

* cited by examiner

Primary Examiner — Robert M. Spear

(57) **CLAIM**

The ornamental design for rear combination lamp for cars, as shown and described.

DESCRIPTION

1. Rear combination lamp for cars

1.1 : Perspective

1.2 : Front

1.3 : Back

1.4 : Left


1.5 : Right

1.6 : Top


1.7 : Bottom

1.1 is a perspective view of a rear combination lamp for cars showing our new design; 1.2 is a front elevation view thereof; 1.3 is a rear elevation view thereof; 1.4 is a left side elevation view thereof; 1.5 is a right side elevation view thereof; 1.6 is a top plan view thereof; and 1.7 is a bottom plan view thereof.

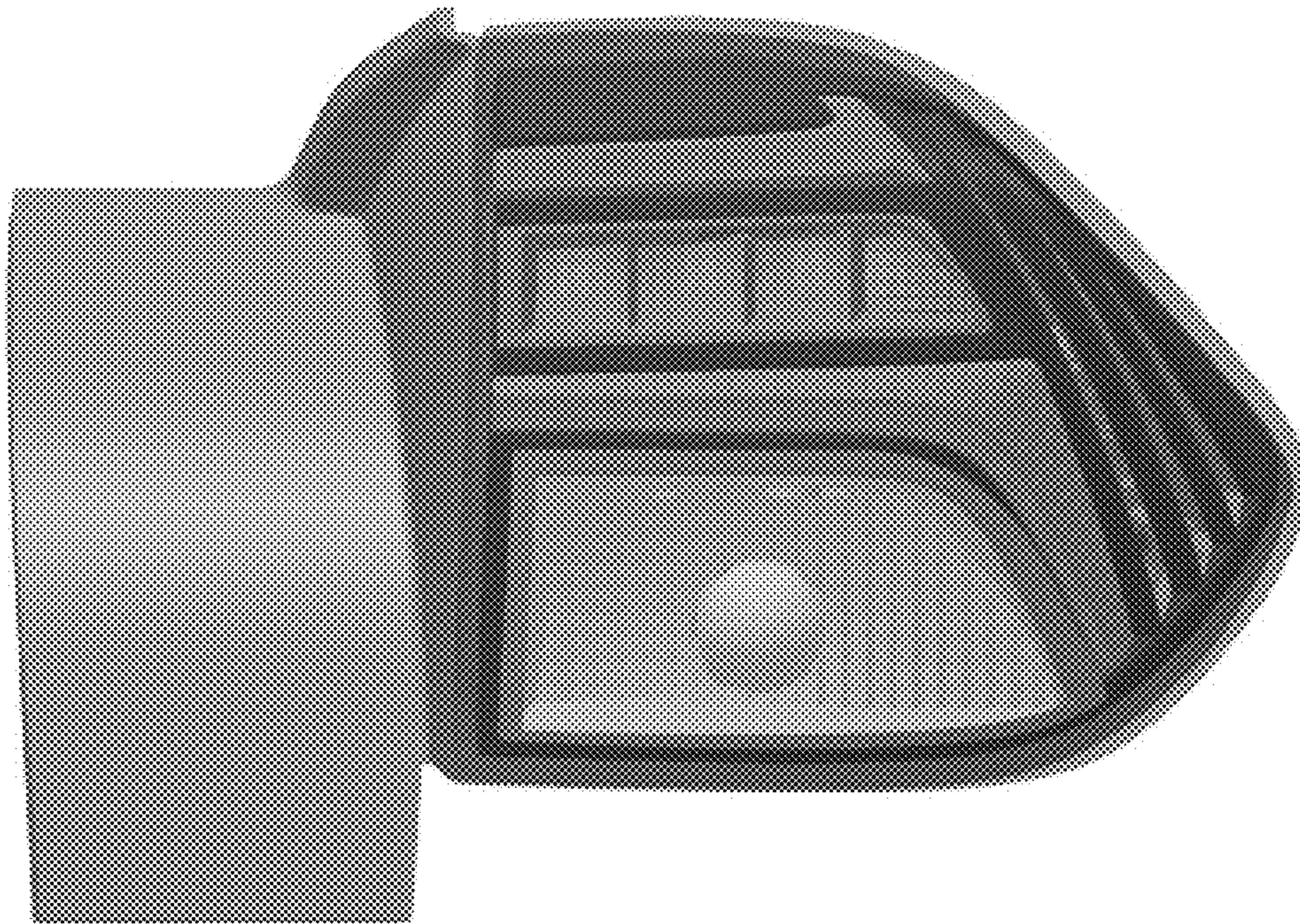
1 Claim, 7 Drawing Sheets



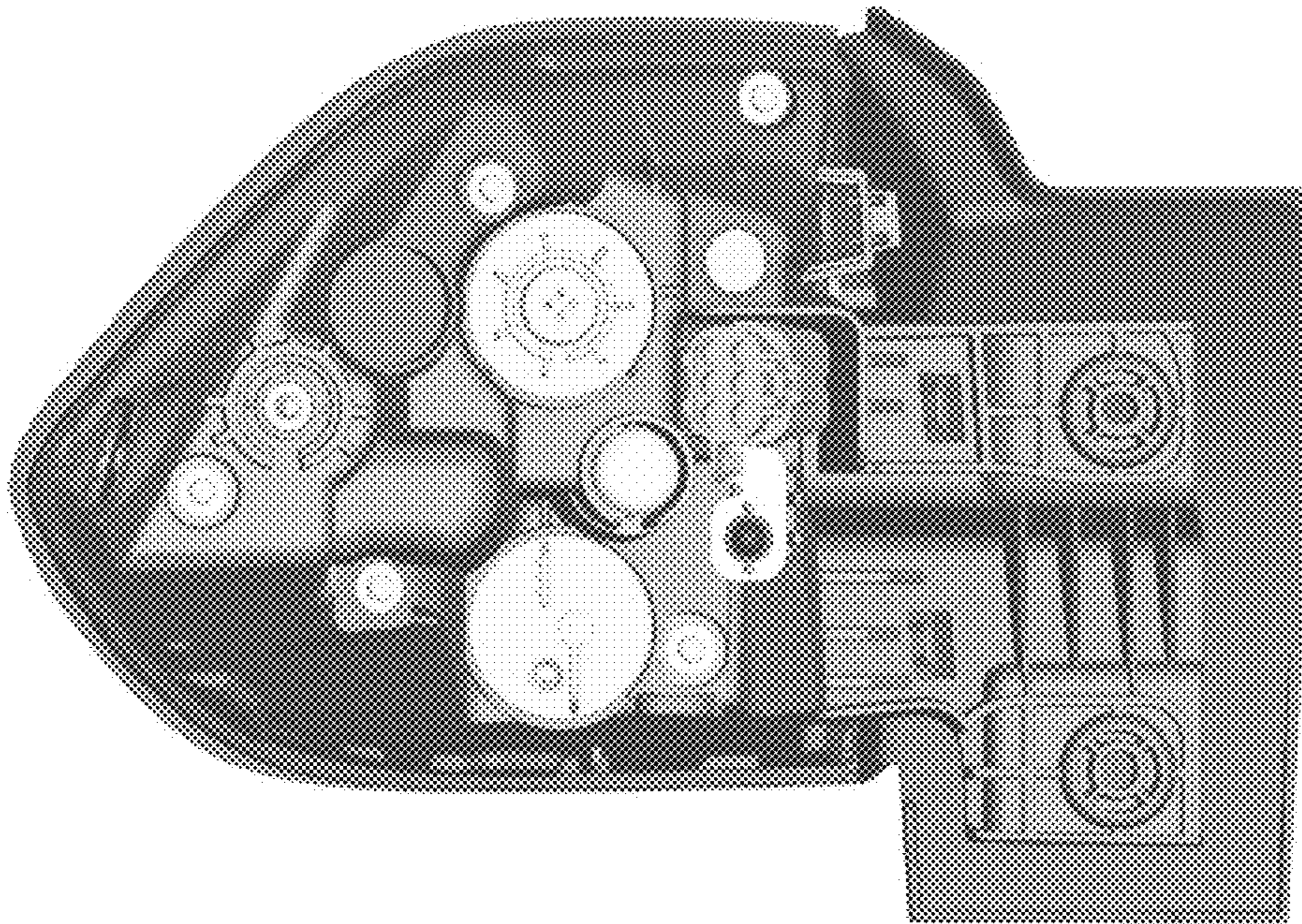
1.1



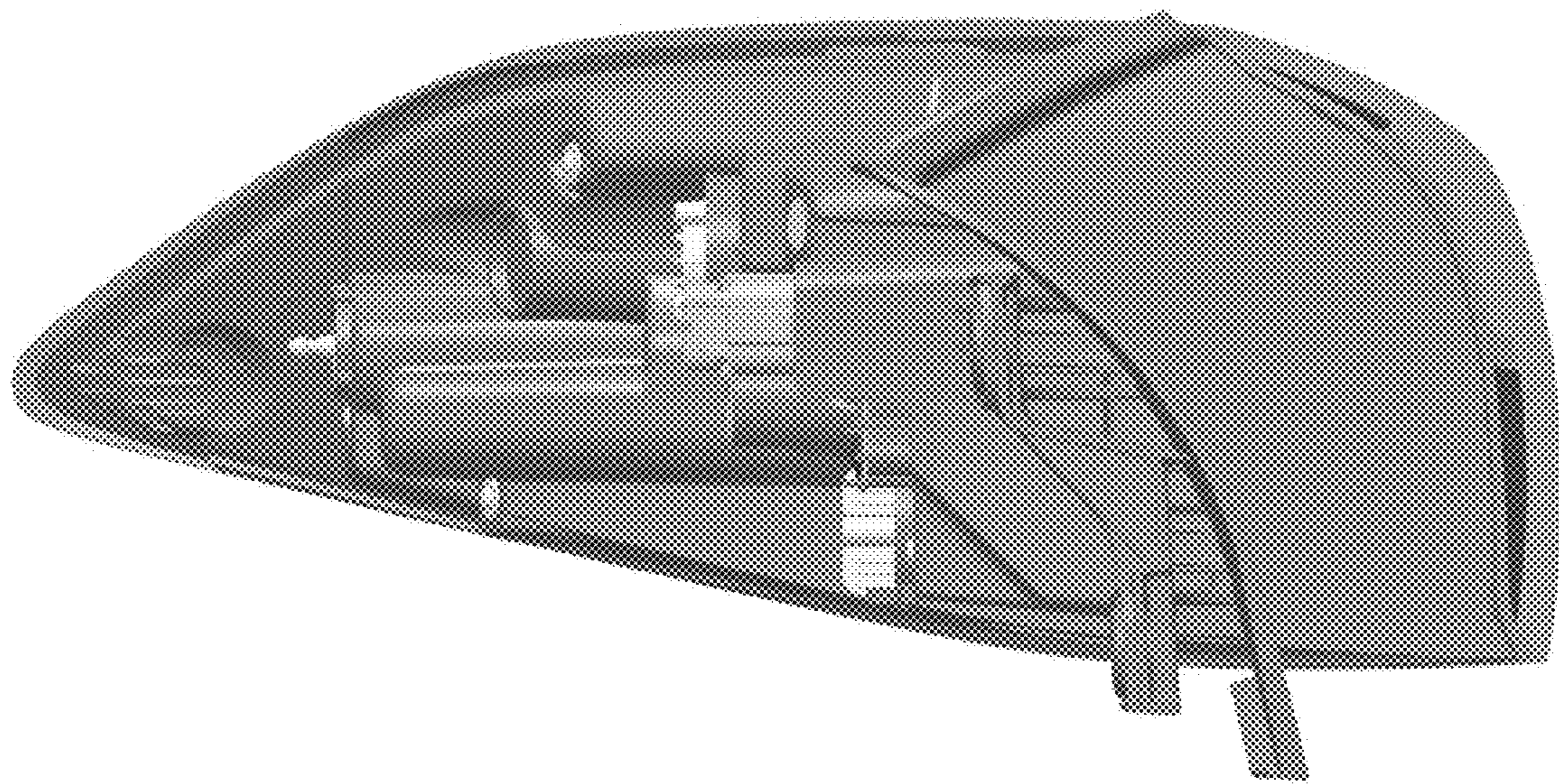
1.2



1.3



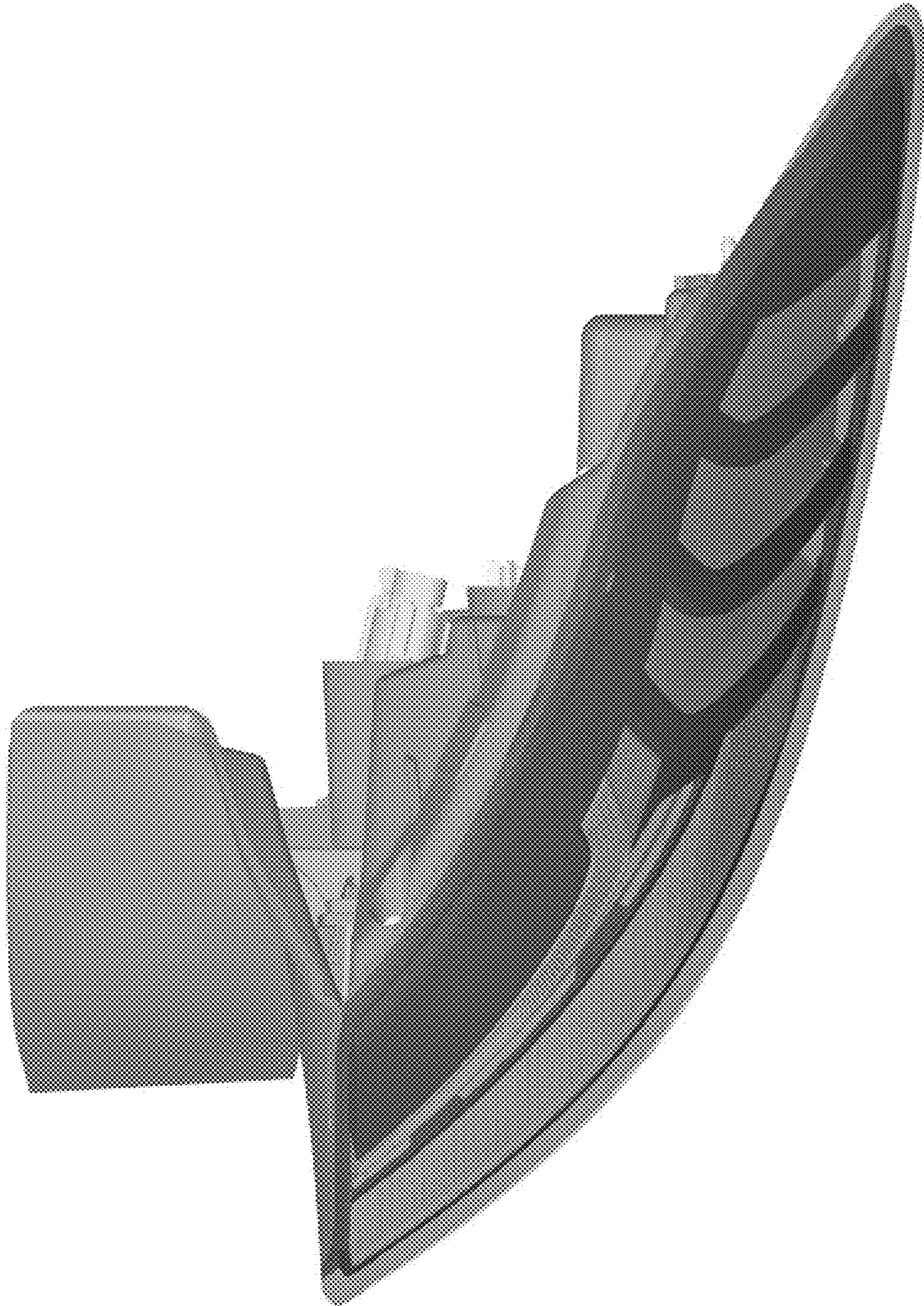
1.4



1.5



1.6



1.7

