

US00D869700S

(12) **United States Design Patent** (10) **Patent No.:** **US D869,700 S**  
**Lin** (45) **Date of Patent:** **\*\* Dec. 10, 2019**

(54) **VEHICLE HEADLIGHT**  
(71) Applicant: **KUEN HWA TRAFFIC INDUSTRIAL CO., LTD.**, Tainan (TW)  
(72) Inventor: **Chung-I Lin**, Hsinchu (TW)  
(73) Assignee: **Kuen Hwa Traffic Industrial Co., Ltd.**, Tainan (TW)  
(\*\*) Term: **15 Years**  
(21) Appl. No.: **29/627,696**  
(22) Filed: **Nov. 29, 2017**  
(51) **LOC (12) Cl.** ..... **26-06**  
(52) **U.S. Cl.**  
USPC ..... **D26/28**  
(58) **Field of Classification Search**  
USPC ..... D12/86, 90-92, 114, 163, 169, 171-173, D12/181, 190, 196, 197, 199, 400; D17/1, 222; D26/28-36  
CPC .. B62J 6/02; B62J 6/00; B60Q 3/0279; B60Q 3/104; B60Q 3/10408; B60Q 3/10466; B60Q 3/12653; B60Q 3/128; F21S 48/00; F21S 48/10; F21S 48/115; F21S 48/225; F21S 48/1233; F21S 48/1266; F21S 48/1388; F21S 48/2268; F21V 21/04  
See application file for complete search history.

D593,231 S \* 5/2009 Koman ..... D26/28  
D642,711 S \* 8/2011 Schneider ..... D26/28  
D703,847 S \* 4/2014 MacKay ..... D26/28  
D749,246 S \* 2/2016 Thole ..... D26/28  
D767,180 S \* 9/2016 Lai ..... D26/28  
D769,478 S \* 10/2016 Gorsten Schuenemann .. D26/28  
D792,618 S \* 7/2017 Wu ..... D26/28  
D792,619 S \* 7/2017 Wu ..... D26/28  
D796,709 S \* 9/2017 Lai ..... D26/28  
D812,274 S \* 3/2018 Wu ..... D26/28  
D816,247 S \* 4/2018 Wu ..... D26/28  
D822,235 S \* 7/2018 Lin ..... D26/28  
D831,247 S \* 10/2018 Lin ..... D26/28  
D832,476 S \* 10/2018 Yang ..... D26/28  
D844,199 S \* 3/2019 Lin ..... D26/28  
2014/0192548 A1 \* 7/2014 Kracker ..... F21S 41/147 362/538

\* cited by examiner

*Primary Examiner* — Philip S Hyder  
*Assistant Examiner* — Cary M Robinson  
(74) *Attorney, Agent, or Firm* — Rosenberg, Klein & Lee

(57) **CLAIM**

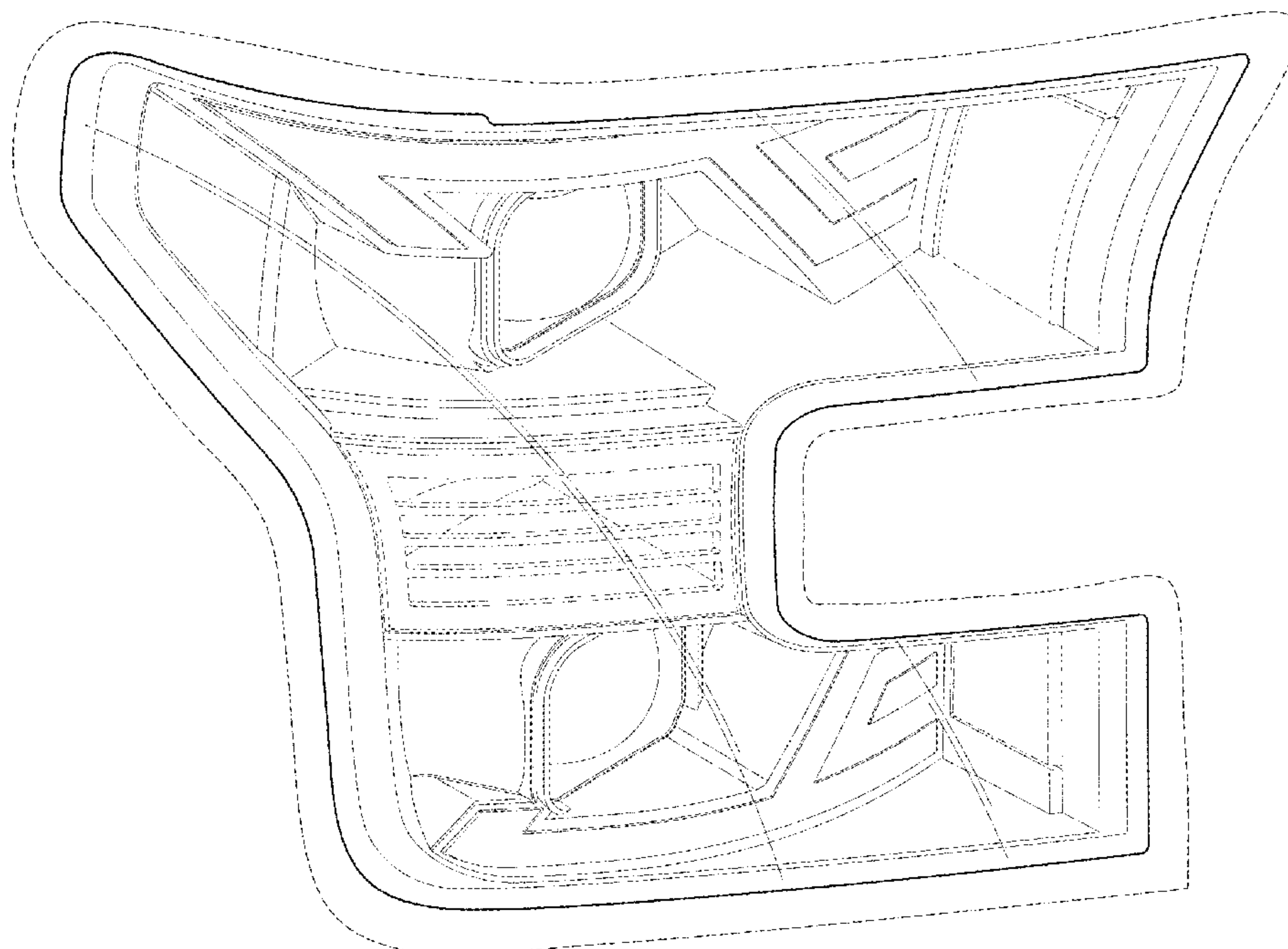
The ornamental design for a vehicle headlight, as shown and described.

**DESCRIPTION**

FIG. 1 is a perspective view of a vehicle headlight showing my present design;  
FIG. 2 is a front view thereof;  
FIG. 3 is a left view thereof;  
FIG. 4 is a top plan view thereof; and,  
FIG. 5 is another perspective view thereof.  
The broken lines in the drawings illustrate portions of the vehicle headlight and form no part of the claimed design.

**1 Claim, 5 Drawing Sheets**

(56) **References Cited**  
U.S. PATENT DOCUMENTS  
D504,734 S \* 5/2005 Weng ..... D26/28  
D560,292 S \* 1/2008 Sato ..... D26/28  
D574,524 S \* 8/2008 Tomatsu ..... D26/28



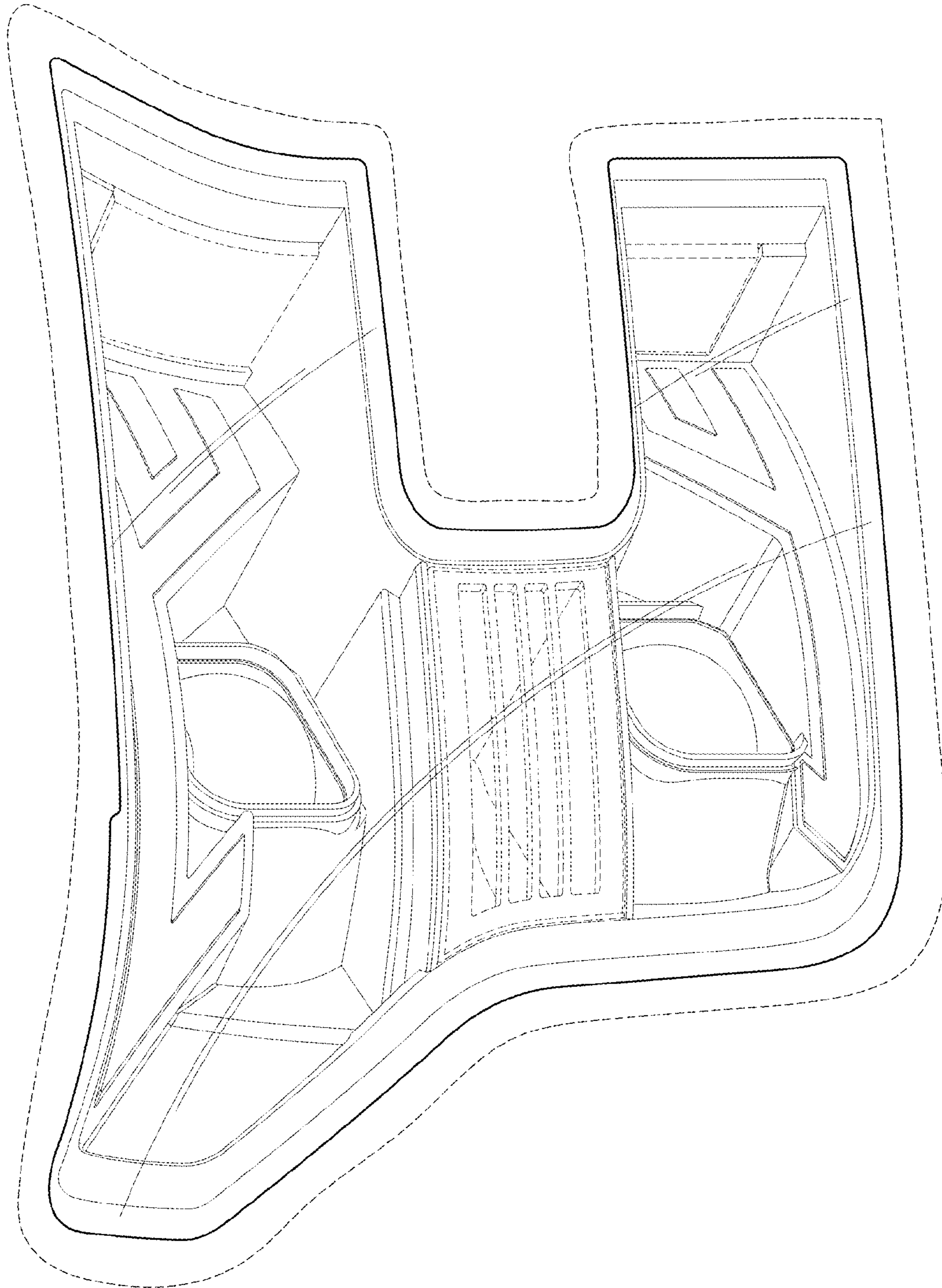


FIG. 1



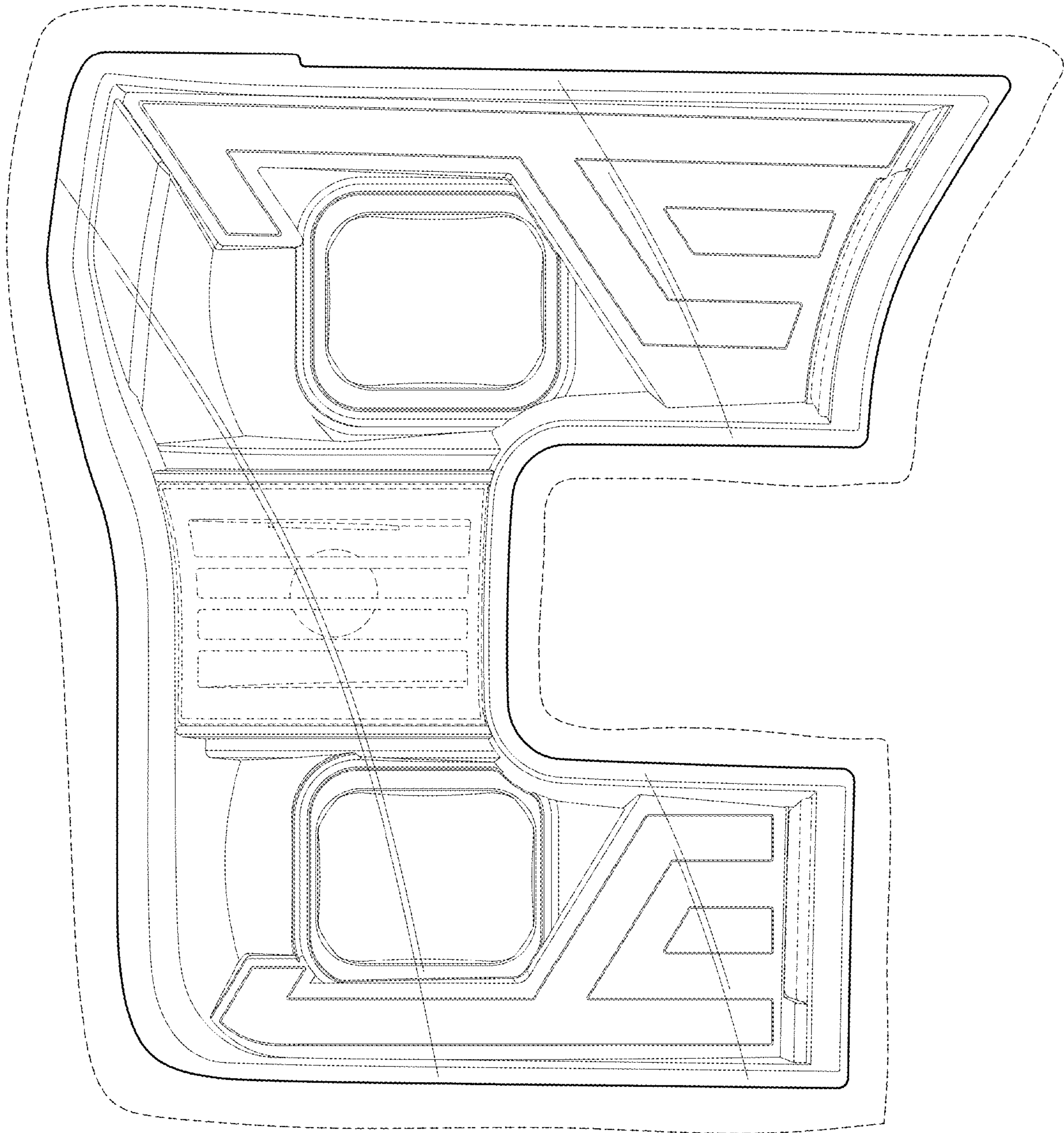


FIG. 2

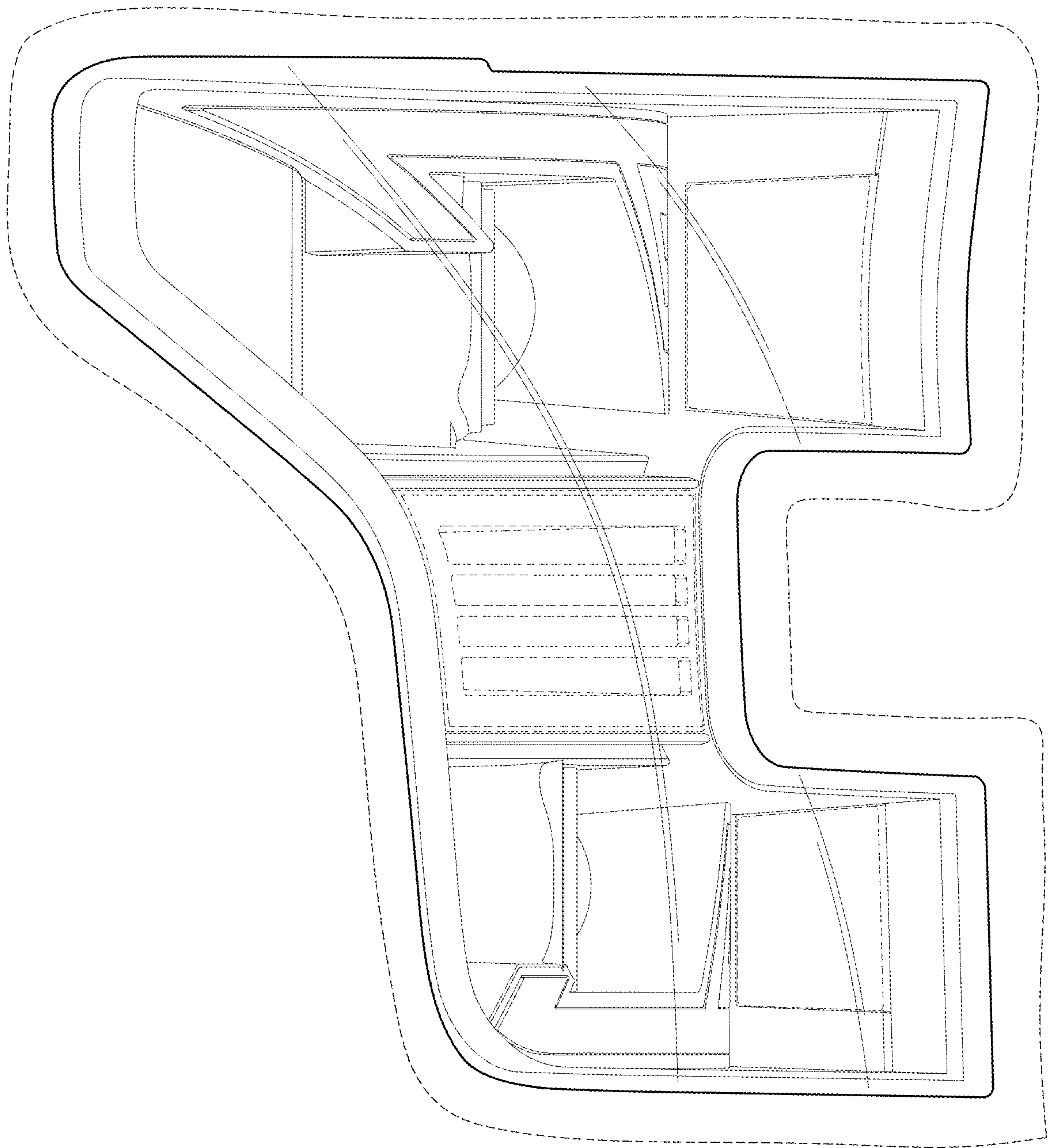


FIG. 3

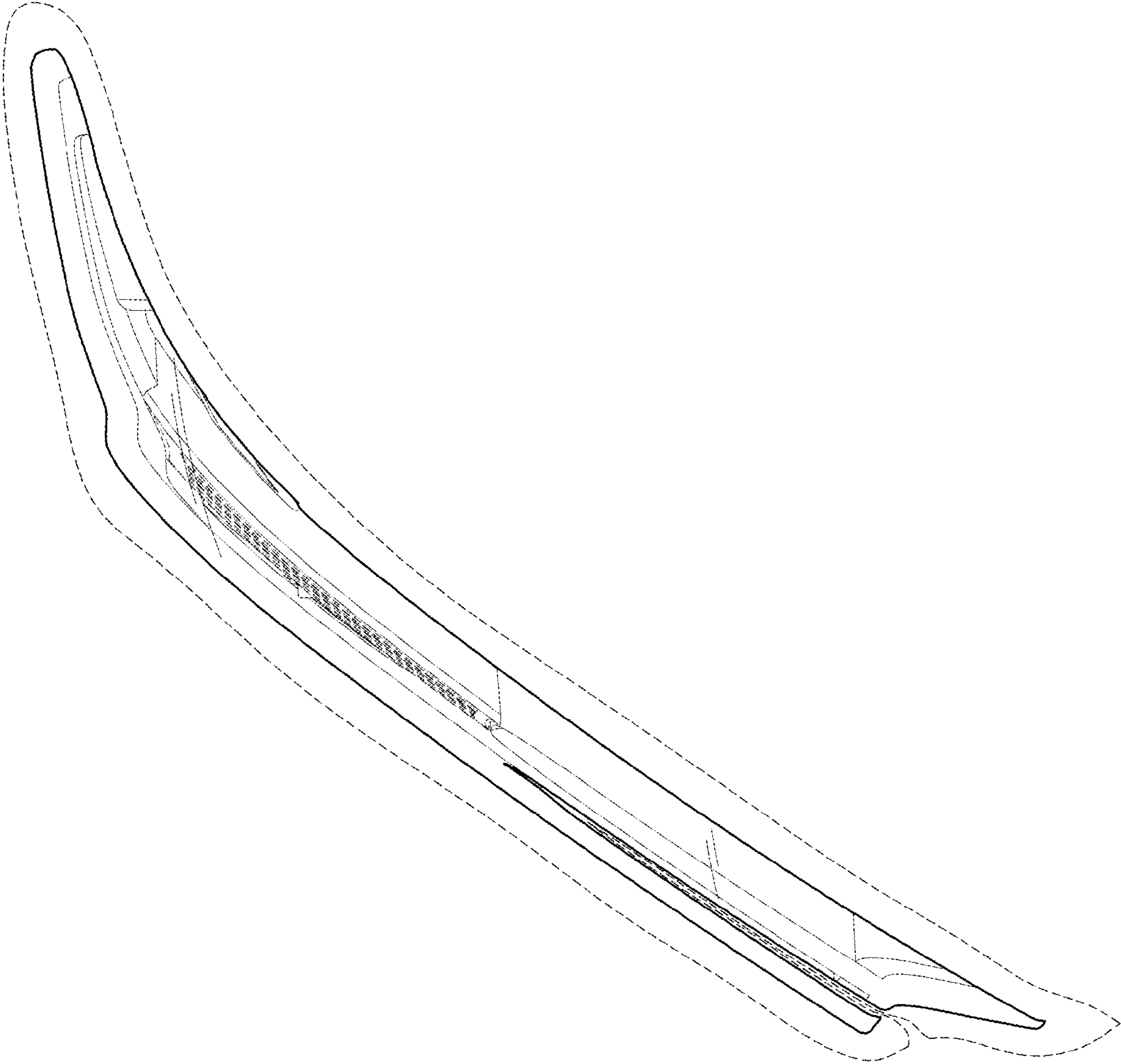


FIG . 4

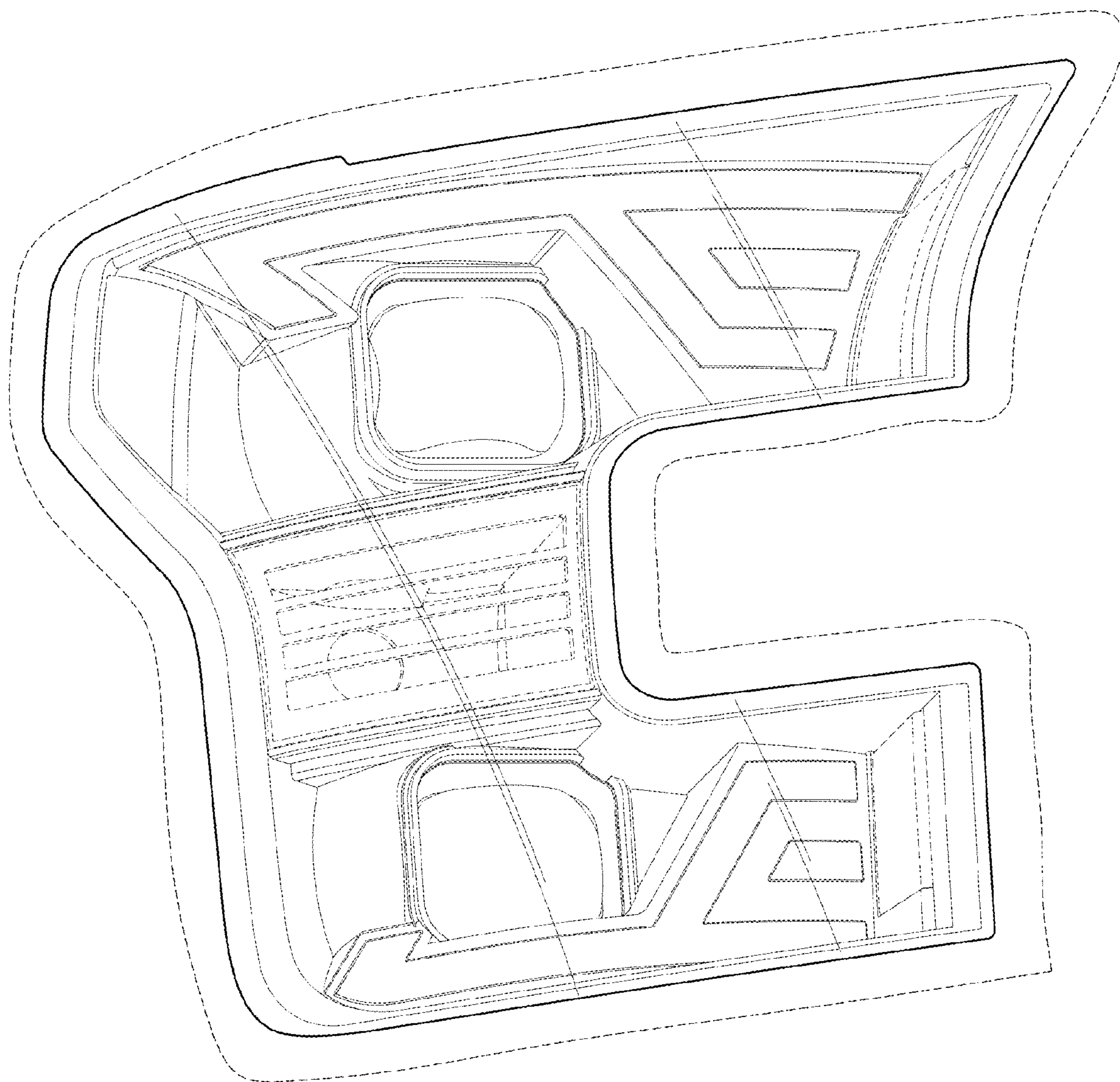


FIG. 5