



US00D869680S

(12) **United States Design Patent** (10) **Patent No.:** **US D869,680 S**
Jones et al. (45) **Date of Patent:** **** Dec. 10, 2019**

(54) **CARRIER**
(71) Applicant: **Meso Scale Technologies, LLC.**,
Rockville, MD (US)
(72) Inventors: **Eric Jones**, Frederick, MD (US);
Jennifer Parker, Frederick, MD (US);
Peter Bosco, Rockville, MD (US)
(73) Assignee: **MESO SCALE TECHNOLOGIES,**
LLC., Rockville, MD (US)

(**) Term: **15 Years**

(21) Appl. No.: **29/676,724**

(22) Filed: **Jan. 14, 2019**

Related U.S. Application Data

(63) Continuation-in-part of application No. 29/630,562,
filed on Dec. 21, 2017, now Pat. No. Des. 854,706.

(51) **LOC (12) Cl.** **24-01**

(52) **U.S. Cl.**
USPC **D24/225**

(58) **Field of Classification Search**
USPC D24/121, 216, 219-221, 224-233;
D10/81
CPC B01L 3/5027; B01L 3/502707; B01L 9/52;
B01L 9/523; B01L 9/527; B01L
2200/027; B01L 2300/0609; B01L
2300/0809; B01L 2300/0877
See application file for complete search history.

(56) **References Cited**

U.S. PATENT DOCUMENTS

D382,648 S * 8/1997 Shartle D24/216
D569,990 S * 5/2008 Fisch D24/225

D608,457 S * 1/2010 Griffiths D24/227
D709,620 S * 7/2014 Nielsen D24/216
D792,602 S * 7/2017 Meng D24/216
D799,716 S * 10/2017 Jones D24/230
D806,890 S * 1/2018 Williams D24/216
D854,706 S * 7/2019 Jones D24/225
2010/0065458 A1* 3/2010 Myers B01L 9/52
206/459.1
2018/0111128 A1* 4/2018 Chatterjee B01L 3/527

FOREIGN PATENT DOCUMENTS

EM 003382597-0003 * 11/2016
EM 005300563-0001 * 6/2018

* cited by examiner

Primary Examiner — Anhdao Doan

(74) *Attorney, Agent, or Firm* — Scully, Scott, Murphy &
Presser, P.C.

(57) **CLAIM**

The ornamental design for a carrier, as shown and described.

DESCRIPTION

The patent file contains at least one drawing executed in
color. Copies of this patent with a color drawing will be
provided by the Office upon request and payment of the
necessary fee.

FIG. 1 is a perspective view of the carrier showing our new
and ornamental design;

FIG. 2 is front elevation view thereof;

FIG. 3 is a back elevation view thereof;

FIG. 4 is a left side elevation view thereof;

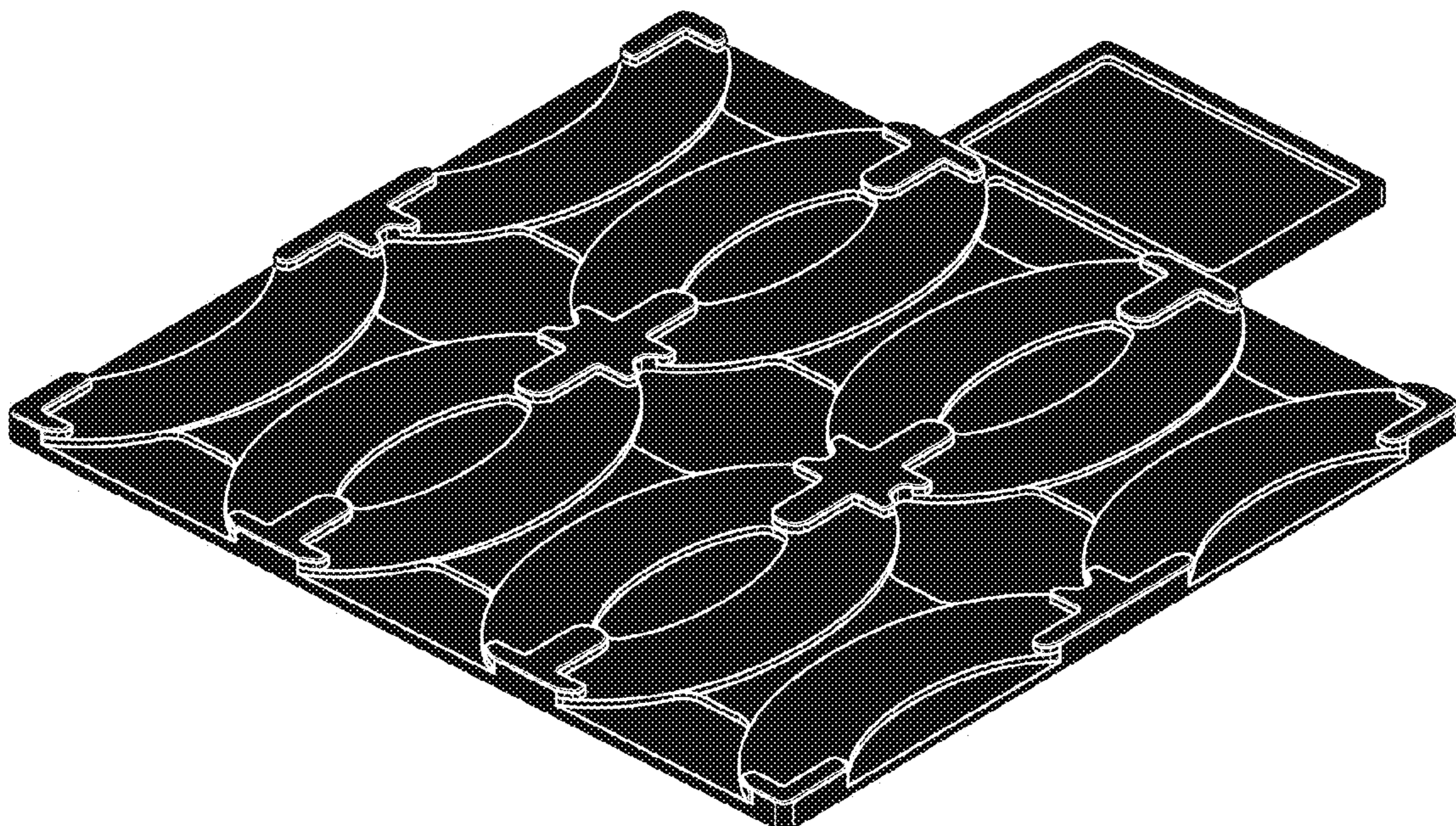
FIG. 5 is a right side elevation view thereof;

FIG. 6 is top plan view thereof; and,

FIG. 7 is a bottom plan view thereof.

1 Claim, 7 Drawing Sheets

(7 of 7 Drawing Sheet(s) Filed in Color)



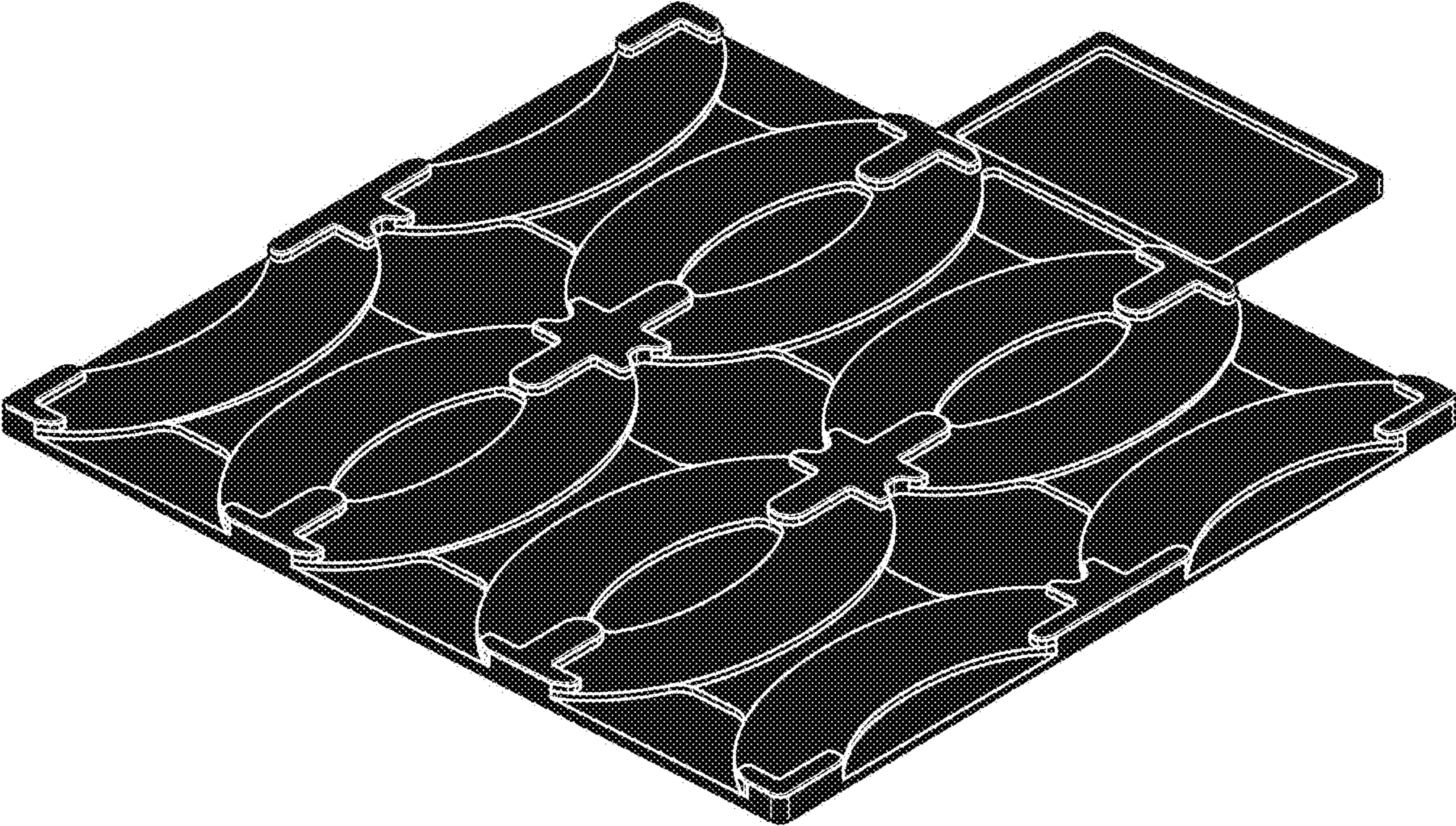


FIG. 1



FIG. 2



FIG. 3



FIG. 4



FIG. 5

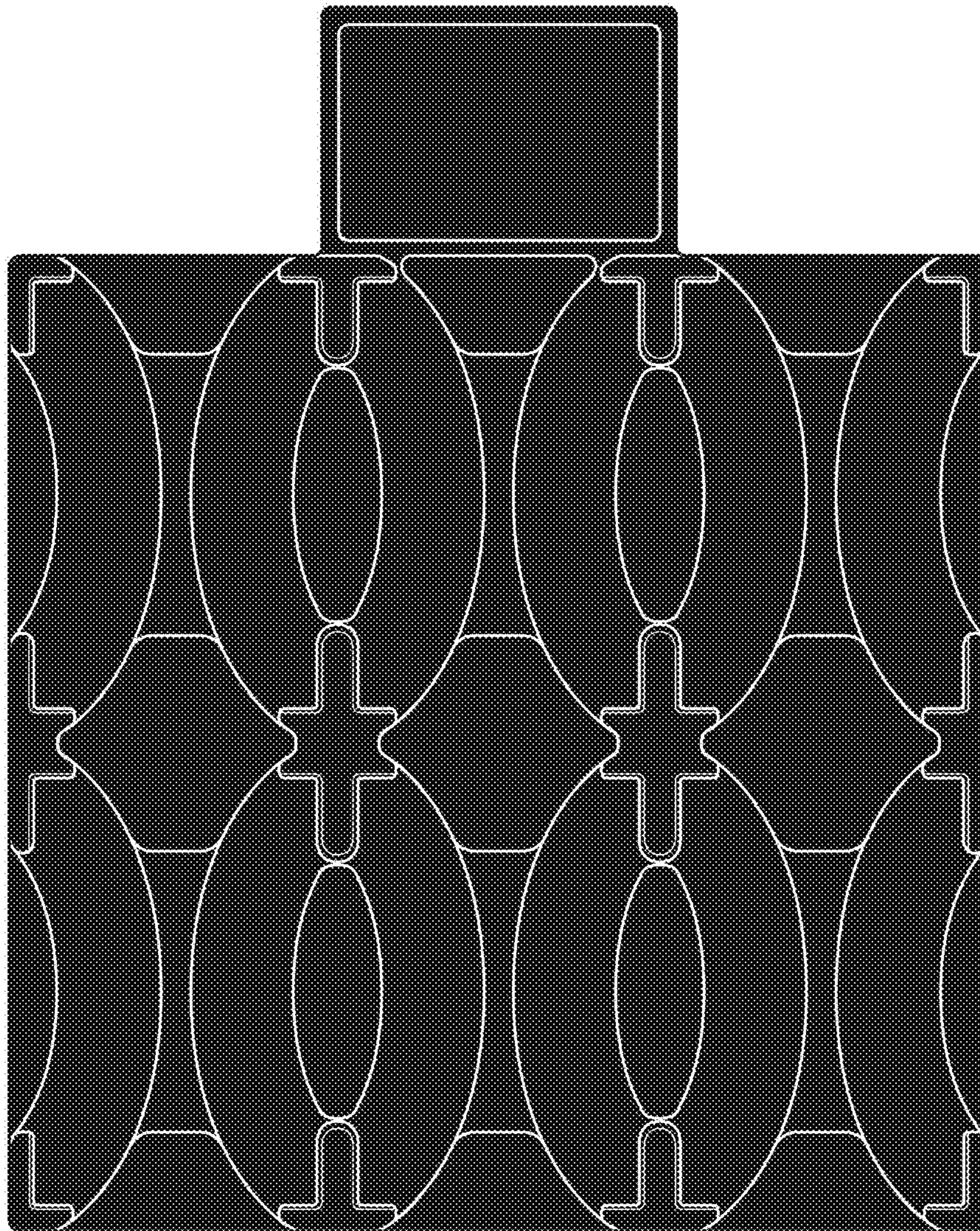


FIG. 6



FIG. 7