



US00D869675S

(12) **United States Design Patent** (10) **Patent No.:** **US D869,675 S**
Hitscherich et al. (45) **Date of Patent:** **** Dec. 10, 2019**

(54) **VIBRATOR FOR MASSAGE**
(71) Applicant: **NOVOLUTO GMBH**, Berlin (DE)
(72) Inventors: **Benjamin Hitscherich**, Berlin (DE);
Nina Nieratschker, Berlin (DE)
(73) Assignee: **NOVOLUTO GMBH**, Berlin (DE)
(**) Term: **15 Years**

(21) Appl. No.: **35/505,575**
(22) Filed: **Aug. 16, 2018**

(80) **Hague Agreement Data**
Int. Filing Date: **Aug. 16, 2018**
Int. Reg. No.: **DM/102470**
Int. Reg. Date: **Aug. 16, 2018**
Int. Reg. Pub. Date: **Aug. 31, 2018**

(30) **Foreign Application Priority Data**
Feb. 20, 2018 (EM) 004716678-0001
Feb. 20, 2018 (EM) 004716678-0003
Feb. 20, 2018 (EM) 004716678-0004
Feb. 20, 2018 (EM) 004716678-0006
(51) **LOC (12) Cl.** **28-03**
(52) **U.S. Cl.**
USPC **D24/215**
(58) **Field of Classification Search**
USPC D24/133, 188, 200, 211, 212, 213, 214,
D24/215; D28/91.1; D9/723, 726, 727;
D4/100, 102
CPC A61H 2201/0153; A61H 7/007; A61H
15/0085; A61H 2015/0014; A61H 7/005;
A61B 17/1325; A61F 7/00
See application file for complete search history.

(56) **References Cited**
U.S. PATENT DOCUMENTS
D509,301 S * 9/2005 Talbot D24/215
D556,332 S * 11/2007 Han D24/200

D665,091 S * 8/2012 Mistry D24/215
D666,303 S * 8/2012 Ding D24/215
D692,570 S * 10/2013 Luzon D24/215
D693,932 S * 11/2013 Nichols D24/214
9,763,851 B2 * 9/2017 Lenke A61H 19/30
D822,843 S * 7/2018 Lenke D24/215
D825,073 S * 8/2018 Lenke D24/215
D835,796 S * 12/2018 Sedic D24/215
D836,792 S * 12/2018 Fuhner D24/215
D841,830 S * 2/2019 Hu D24/215

* cited by examiner

Primary Examiner — George D. Kirschbaum
Assistant Examiner — Samantha Q Lawrence
(74) *Attorney, Agent, or Firm* — Keating & Bennett, LLP

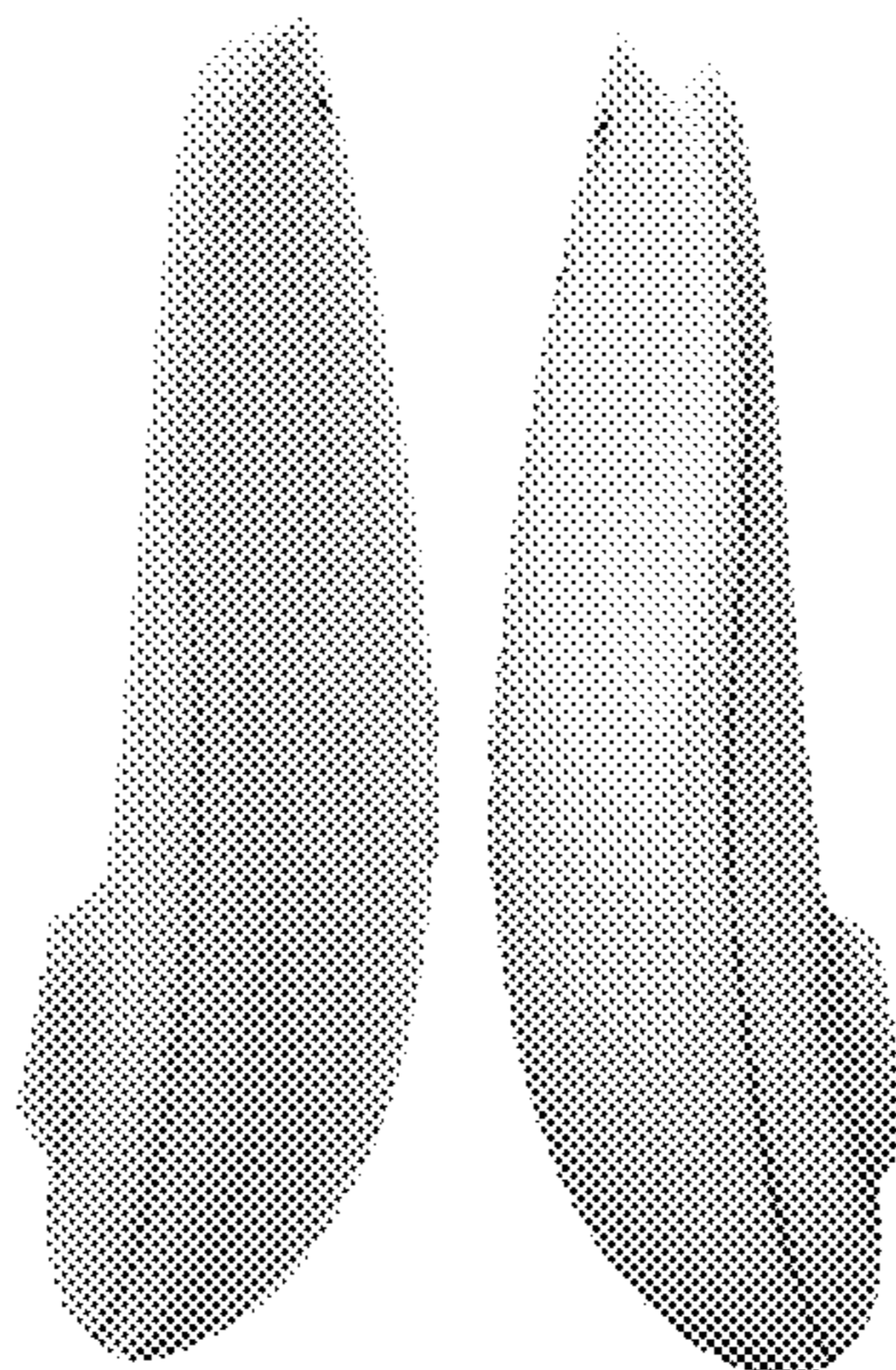
(57) **CLAIM**

The ornamental design for vibrator for massage, as shown and described.


DESCRIPTION

3.-4. Vibrators for massage
Figure 3.1 is a right side view of a first embodiment of a vibrator for massage;
Figure 3.2 is a front view thereof;
Figure 3.3 is a back view thereof;
Figure 3.4 is a left view thereof; and
Figure 3.5 is a top view thereof;
Figure 3.6 is a bottom view thereof;
Figure 4.1 is a perspective view of a second embodiment of the vibrator for massage;
Figure 4.2 is another perspective view thereof;
Figure 4.3 is a right side view thereof;
Figure 4.4 is a back view thereof;
Figure 4.5 is a front view thereof;
Figure 4.6 is a bottom view thereof; and
Figure 4.7 is a top view thereof.


1 Claim, 13 Drawing Sheets



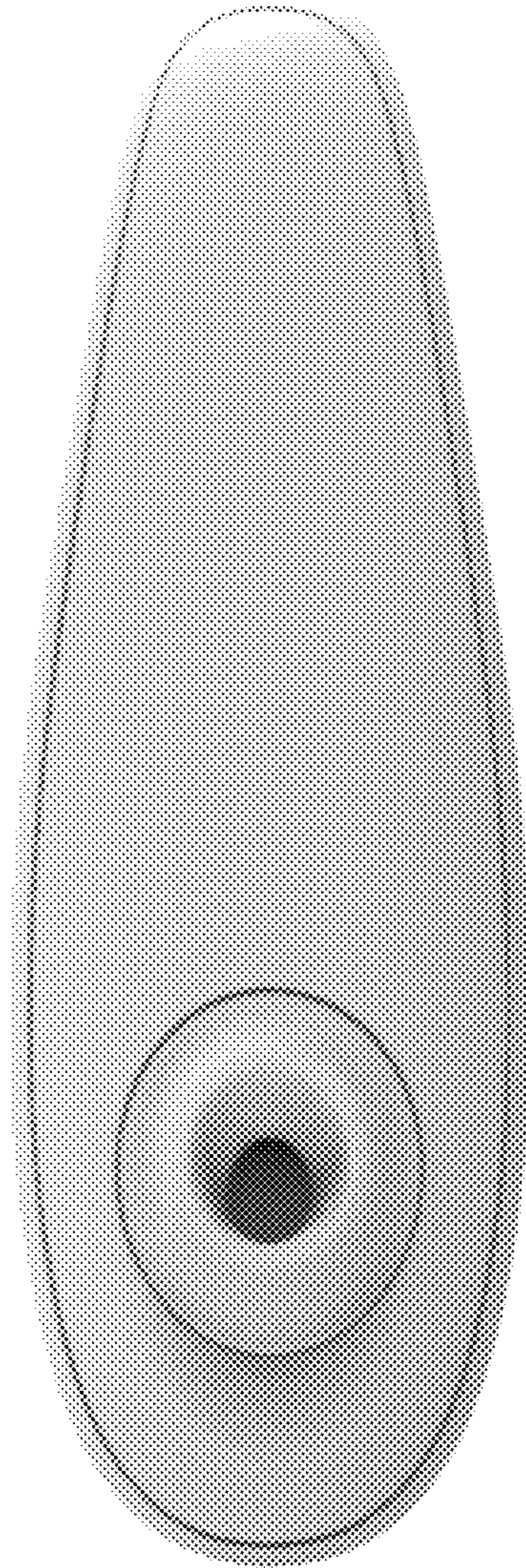
3.1



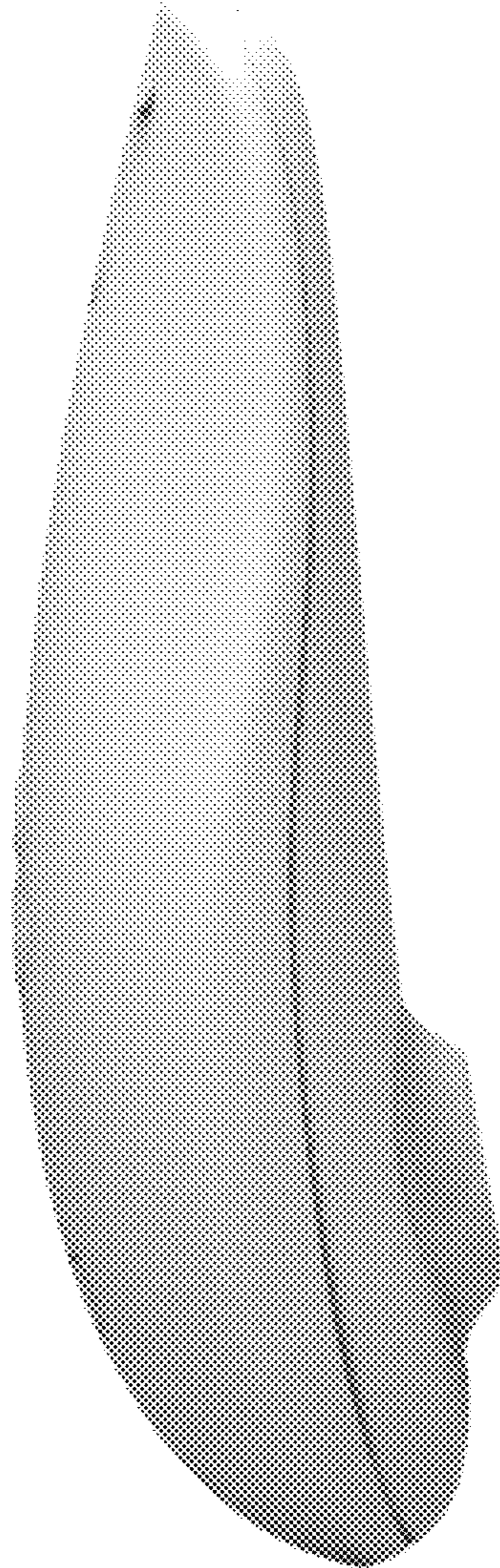
3.2




3.3



3.4



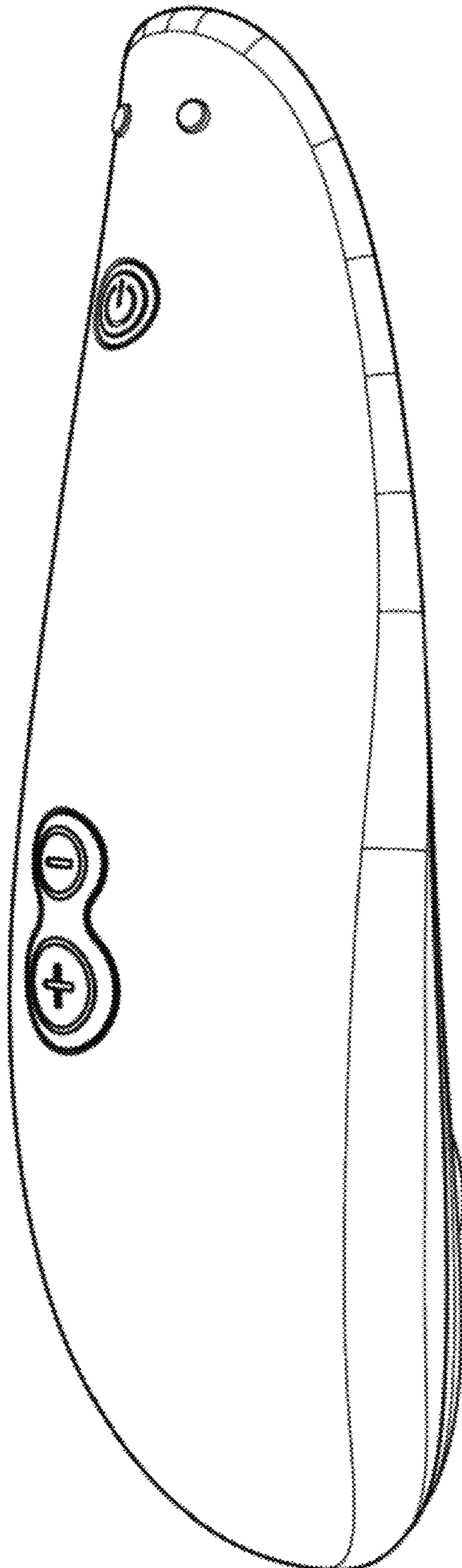
3.5



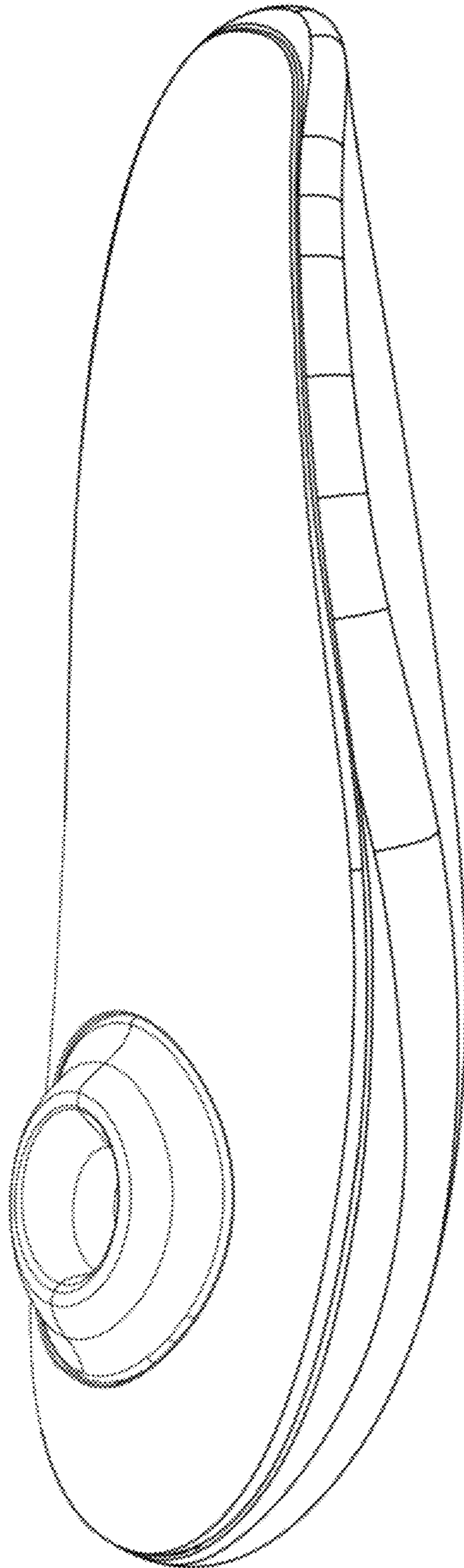
3.6



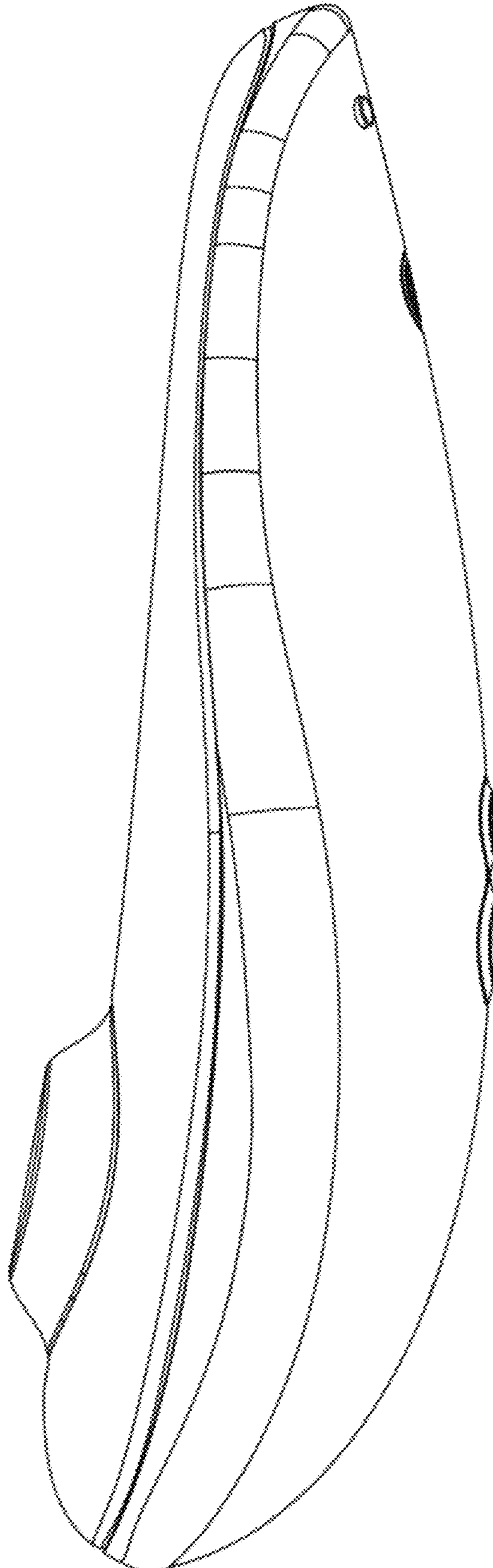
4.1



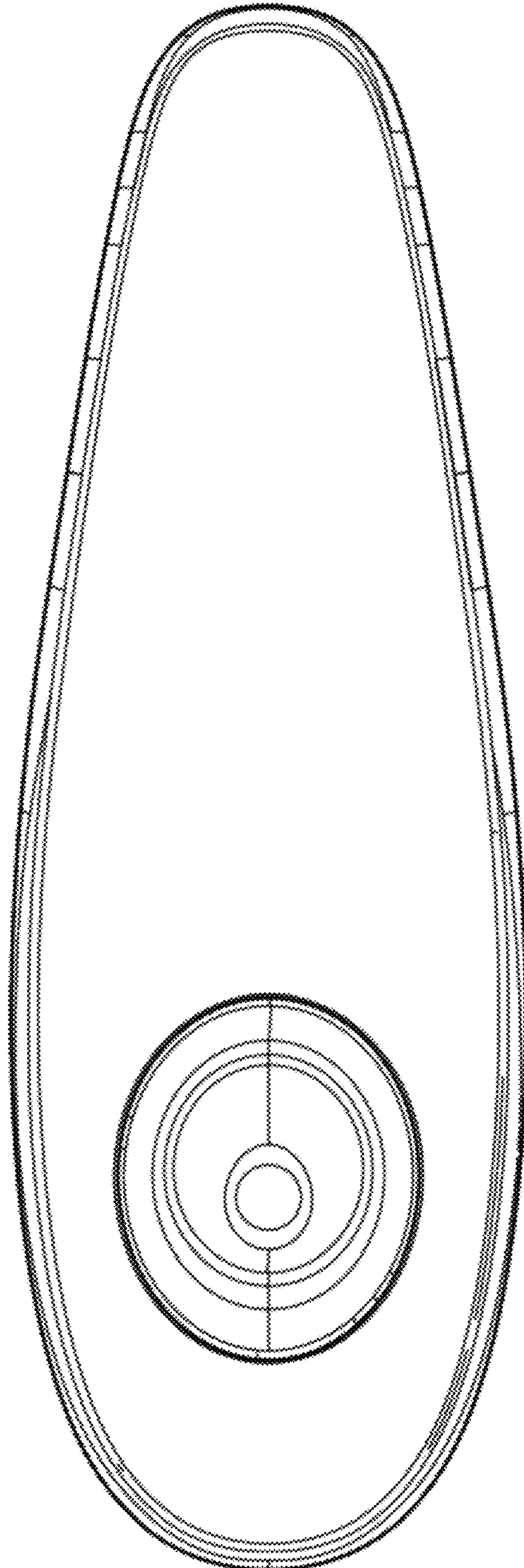
4.2



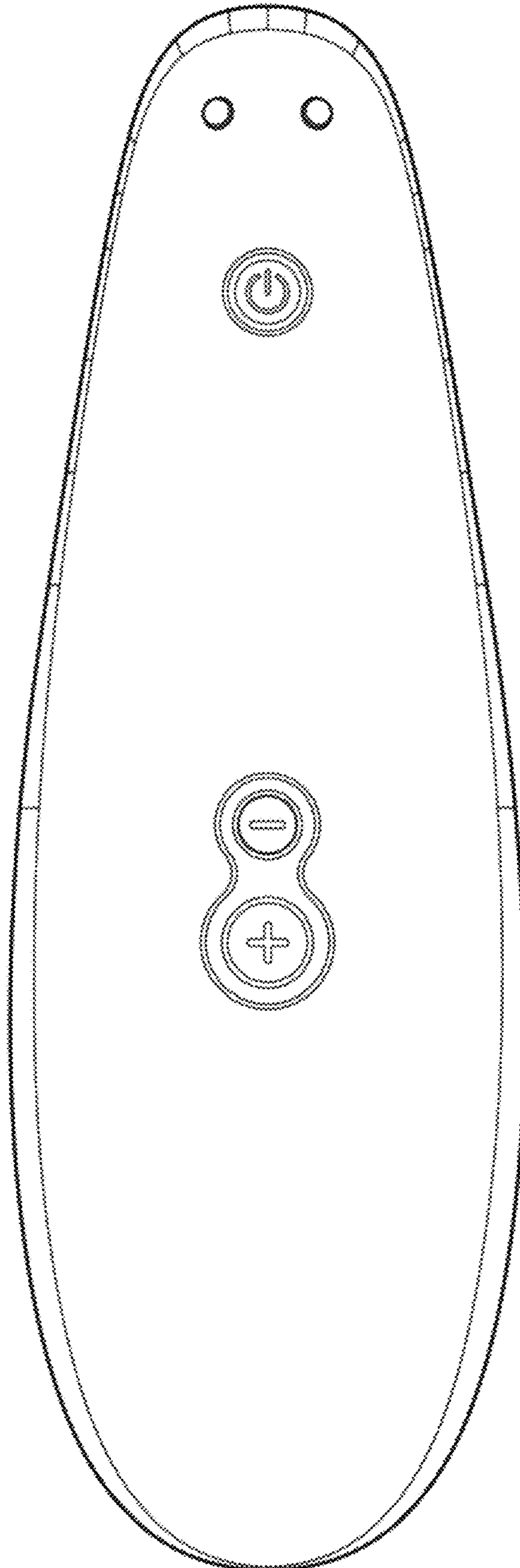
4.3



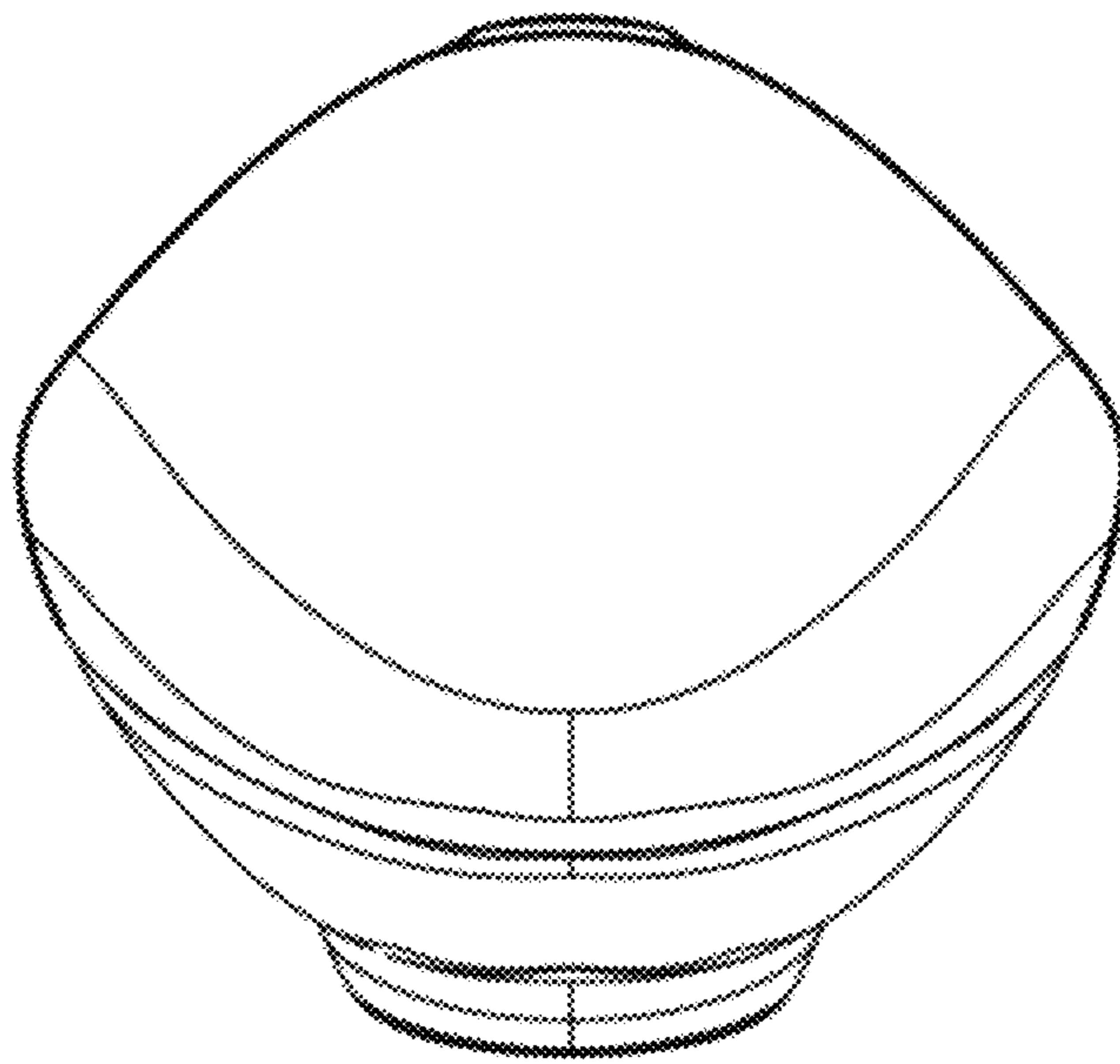
4.4



4.5



4.6



4.7

