



US00D869652S

(12) **United States Design Patent**
Berken et al.

(10) **Patent No.:** **US D869,652 S**

(45) **Date of Patent:** **** Dec. 10, 2019**

(54) **ABSORBENT ARTICLE**

(71) Applicant: **Kimberly-Clark Worldwide, Inc.**,
Neenah, WI (US)

(72) Inventors: **Brad J. Berken**, Greenville, WI (US);
Levi J. Vandenboogart, Appleton, WI
(US); **Alyssa Kimberly DeYoung**,
Chicago, IL (US); **Jessica Lynn**
Caravan, Bentonville, AR (US)

(73) Assignee: **Kimberly-Clark Worldwide, Inc.**,
Neenah, WI (US)

(**) Term: **15 Years**

(21) Appl. No.: **29/644,544**

(22) Filed: **Apr. 18, 2018**

(51) **LOC (12) Cl.** **24-04**

(52) **U.S. Cl.**

USPC **D24/125**

(58) **Field of Classification Search**

USPC D2/700, 701; D24/124, 125, 126, 189,
D24/190, 191, 192; 604/347, 348, 354,
604/358-361, 378, 385.01, 385.201,
604/385.24, 385.25; D6/300, 301, 302,
D6/303, 304, 305, 306, 307, 308, 309,
D6/310, 311, 312, 313, 314; D11/125,
D11/131, 133, 157; D14/448, 450, 239,
D14/230

CPC A61F 13/15; A61F 13/64; A61F 13/476;
A61F 13/5611; A61F 13/4704; A61F
13/535; A61F 13/539; A61F 13/47; A61F
13/531

See application file for complete search history.

(56) **References Cited**

U.S. PATENT DOCUMENTS

3,805,790 A 4/1974 Kaczmarzyk
5,545,156 A * 8/1996 DiPalma A61F 13/4702
604/378

5,607,415 A * 3/1997 Datta A61F 13/15699
604/370
5,609,588 A * 3/1997 DiPalma A61F 13/15203
428/332
5,613,961 A * 3/1997 DiPalma A61F 13/4752
604/369
5,695,376 A * 12/1997 Datta A61F 13/4702
442/334

(Continued)

OTHER PUBLICATIONS

Copending U.S. Appl. No. 29/644,548, filed Apr. 18, 2018, by
Berken et al. for "Absorbent Article".

Primary Examiner — Cathron C Brooks

Assistant Examiner — Samantha Q Lawrence

(74) *Attorney, Agent, or Firm* — Kimberly-Clark
Worldwide, Inc.

(57) **CLAIM**

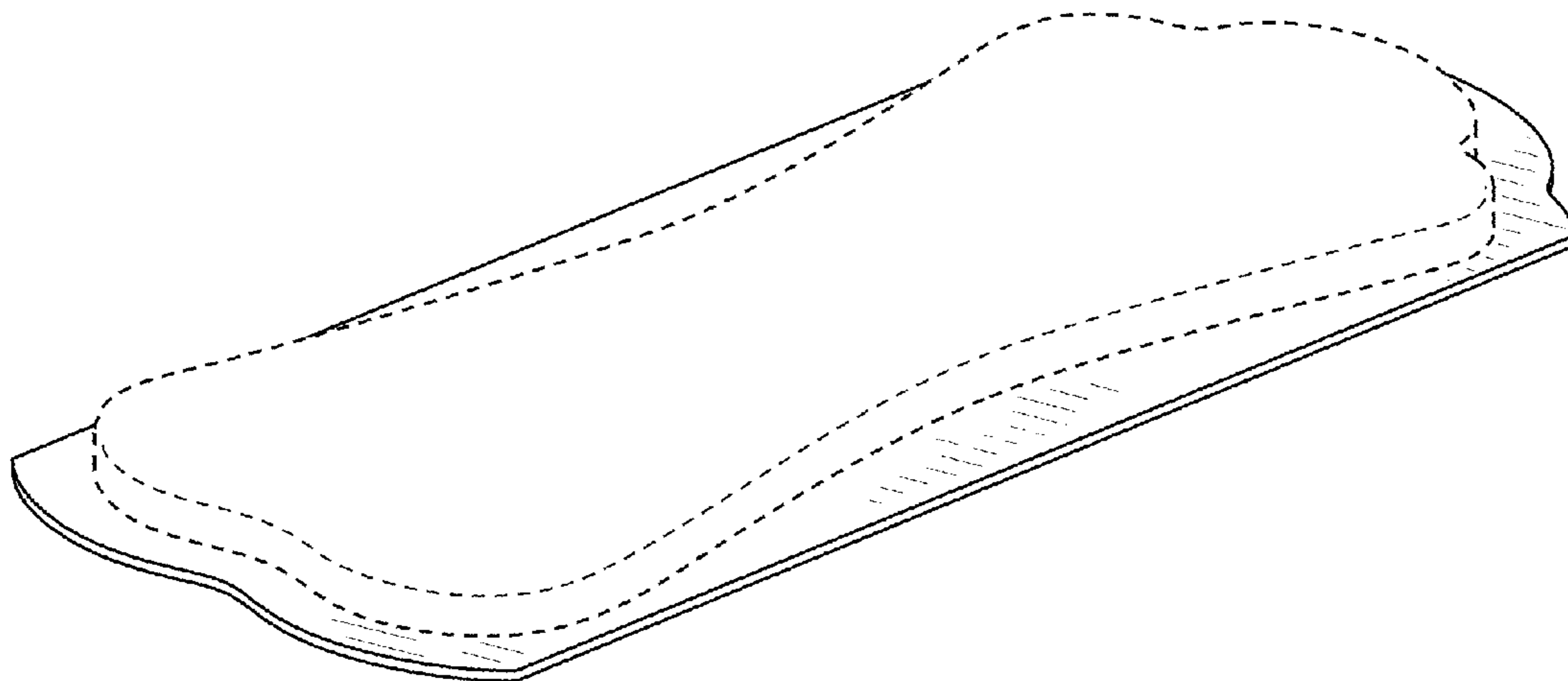
We claim the ornamental design for absorbent article, as
shown and described.

DESCRIPTION

FIG. 1 is a perspective view of an embodiment of an
absorbent article;
FIG. 2 is a top view of the absorbent article of FIG. 1;
FIG. 3 is a back view of the absorbent article of FIG. 1;
FIG. 4 is a right side view of the absorbent article of FIG.
1, wherein the left side view is a mirror image of FIG. 4;
FIG. 5 is a first end view of the absorbent article of FIG. 1;
and,
FIG. 6 is a second end view of the absorbent article of FIG.
1.

The broken lines shown in the drawings illustrate portions of
the absorbent article that form no part of the claimed design.
The broken lines that are adjacent to the shaded claimed
surface illustrate a boundary line that forms no part of the
claim.

1 Claim, 3 Drawing Sheets



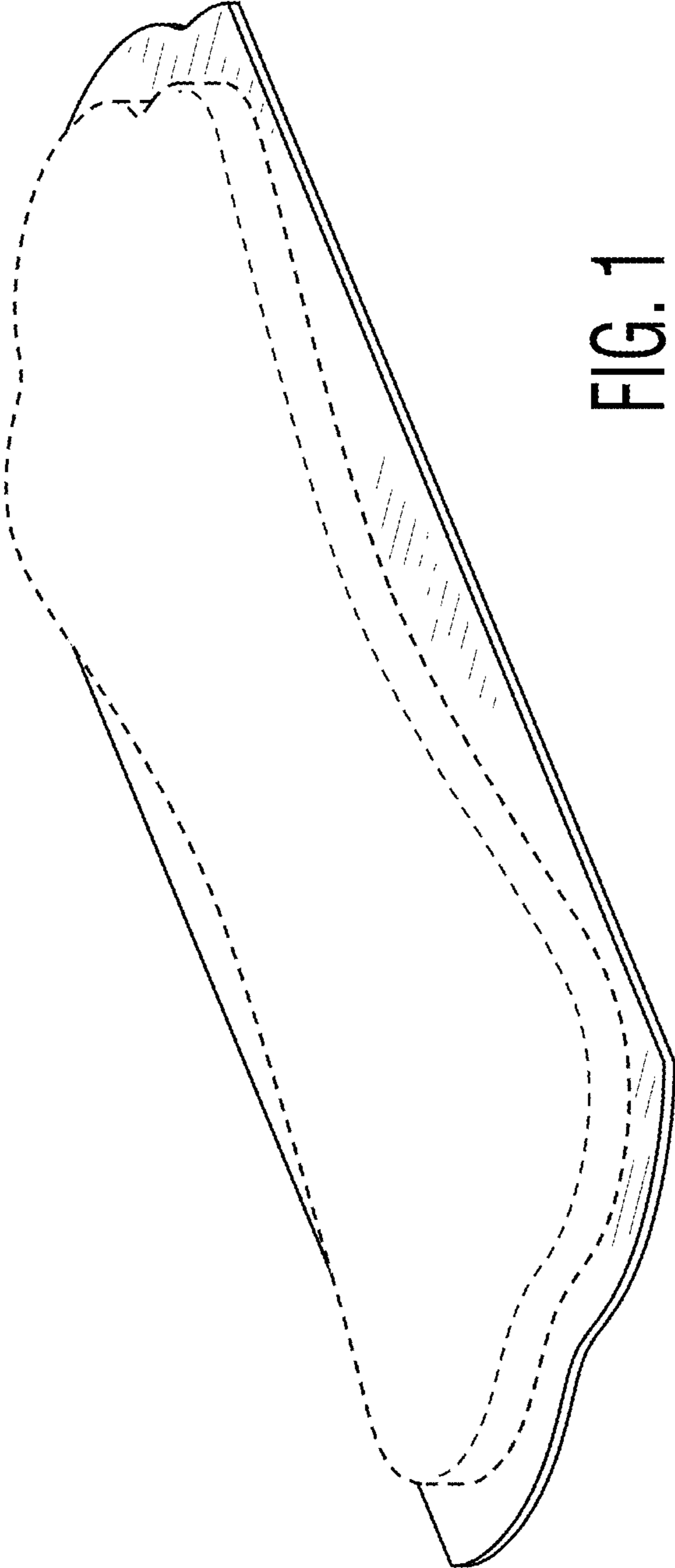


FIG. 1

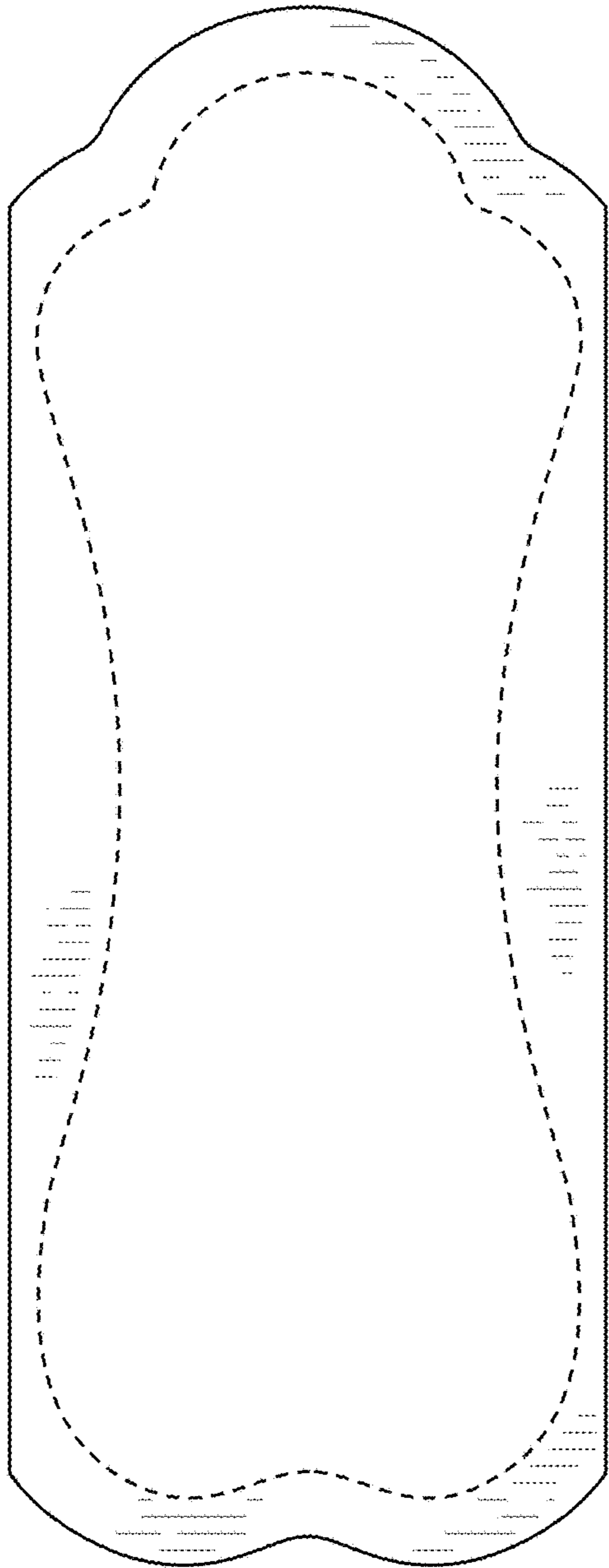


FIG. 2




FIG. 3




FIG. 4




FIG. 5



FIG. 6