



US00D869649S

(12) **United States Design Patent** (10) **Patent No.:** **US D869,649 S**
Kern et al. (45) **Date of Patent:** **** Dec. 10, 2019**

(54) **DRUG DELIVERY DEVICE**

CPC A61M 5/178; A61M 3/00; A61M 5/20;
A61M 5/31; A61M 5/3146; A61M
5/3129; A61M 5/3148; A61M 5/315

(71) Applicant: **Sanofi-Aventis Deutschland GMBH**,
Frankfurt am Main (DE)

See application file for complete search history.

(72) Inventors: **Daniel Kern**, Frankfurt am Main (DE);
Udo Stauder, Frankfurt am Main (DE);
Marc Holtwick, Frankfurt am Main
(DE); **Steffen Raab**, Frankfurt am Main
(DE)

(56) **References Cited**

U.S. PATENT DOCUMENTS

D725,771 S * 3/2015 Sendatzki D24/113
D743,538 S * 11/2015 Sanders D24/113
D746,444 S * 12/2015 Jones D24/113
9,314,576 B2 * 4/2016 Mercer A61M 5/3294
D755,369 S * 5/2016 Sanders D24/113
9,440,027 B2 * 9/2016 Kouyoumjian A61M 5/2448
D770,038 S * 10/2016 Ahlgrim D24/113

(Continued)

(73) Assignee: **Sanofi-Aventis Deutschland GMBH**,
Frankfurt am Main (DE)

(**) Term: **15 Years**

Primary Examiner — David G Muller

(21) Appl. No.: **29/693,466**

(74) *Attorney, Agent, or Firm* — Fish & Richardson P.C.

(22) Filed: **Jun. 3, 2019**

Related U.S. Application Data

(62) Division of application No. 29/577,185, filed on Sep.
9, 2016, now Pat. No. Des. 850,613.

(57) **CLAIM**

The ornamental design for a drug delivery device, substan-
tially as shown and described.

(30) **Foreign Application Priority Data**

May 24, 2016 (EM) 003 149 657-001
May 24, 2016 (EM) 003 149 657-002
May 24, 2016 (EM) 003 149 657-003
May 24, 2016 (EM) 003 149 657-004
May 24, 2016 (EM) 003 149 657-005
May 24, 2016 (EM) 003 149 657-006
Sep. 9, 2016 (EM) 003 372 697-001
Sep. 9, 2016 (EM) 003 372 697-002
Sep. 9, 2016 (EM) 003 372 697-003

DESCRIPTION

The patent or application file contains at least one drawing
executed in color. Copies of this patent or patent publication
with color drawings(s) will be provided by the Office upon
request and payment of the necessary fee.

FIG. 1 is a rear view of the drug delivery device;

FIG. 2 is a front view thereof;

FIG. 3 is a right side view thereof;

FIG. 4 is a left side view thereof;

FIG. 5 is a bottom view thereof;

FIG. 6 is a top view thereof; and,

FIG. 7 is a perspective view thereof.


“Pen-shaped Injection Device” (with cap, expanded number
sleeve, as colored photograph) (Pantone codes: body Q030-
3-1, dial grip 155C, dose button 144C).

(51) **LOC (12) Cl.** **24-02**

(52) **U.S. Cl.**
USPC **D24/113**

(58) **Field of Classification Search**
USPC D24/112–114, 108, 133, 130, 127, 186;
606/181, 185; 604/264, 272, 187, 181,
604/184, 227

1 Claim, 7 Drawing Sheets
(7 of 7 Drawing Sheet(s) Filed in Color)



(56)

References Cited

U.S. PATENT DOCUMENTS

D770,611 S	*	11/2016	Saussaye	D24/114
D773,038 S	*	11/2016	Tanner	D24/113
D773,646 S	*	12/2016	Amend Kwasnik	D24/113
D776,261 S	*	1/2017	Jones	D24/113
D777,907 S	*	1/2017	Amend Kwasnik	D24/113
D780,909 S	*	3/2017	Burkett	D24/113

* cited by examiner




FIG. 1




FIG. 2




FIG. 3




FIG. 4

FIG. 5




FIG. 6




FIG. 7

