



US00D869644S

(12) **United States Design Patent**  
**Partsch, IV**

(10) **Patent No.:** **US D869,644 S**

(45) **Date of Patent:** **\*\* Dec. 10, 2019**

(54) **DOUCHE/ENEMA TIP ADAPTABLE FOR A WATER BOTTLE**

(71) Applicant: **George J. Partsch, IV**, Norco, CA (US)

(72) Inventor: **George J. Partsch, IV**, Norco, CA (US)

(\*\*) Term: **15 Years**

(21) Appl. No.: **29/632,872**

(22) Filed: **Jan. 10, 2018**

(51) **LOC (12) Cl.** ..... **24-02**

(52) **U.S. Cl.**  
USPC ..... **D24/112**

(58) **Field of Classification Search**  
USPC ..... D24/112-115, 118, 194, 196, 108, 133, D24/130, 127, 186; 606/181, 185; 604/264, 272, 187, 181, 184, 227  
CPC ..... A61M 3/02; A61M 3/0262; A61M 5/178; A61M 3/00; A61M 5/20; A61M 5/31; A61M 5/3146; A61M 5/3129; A61M 5/3148; A61M 5/315  
See application file for complete search history.

(56) **References Cited**

U.S. PATENT DOCUMENTS

- 2,888,929 A \* 6/1959 Bray ..... A61J 17/001 606/236
- 3,144,866 A \* 8/1964 Ellis ..... A61M 3/0262 122/406.4
- D250,546 S \* 12/1978 Pick ..... D24/115
- 4,200,097 A \* 4/1980 Hobbs, Jr. .... A61M 3/0262 604/213

- 4,336,801 A \* 6/1982 Sentell ..... A61B 1/32 604/278
- D285,970 S \* 9/1986 Pritchard ..... D24/115
- D319,699 S \* 9/1991 Dunning ..... D24/115
- D387,868 S \* 12/1997 Wilburn ..... D24/194
- 6,190,366 B1 \* 2/2001 Tani ..... A61H 35/00 222/211
- D575,405 S \* 8/2008 Spalding ..... D24/194
- D610,691 S \* 2/2010 Benedetto ..... D24/194
- D712,535 S \* 9/2014 Du ..... D24/108
- D785,785 S \* 5/2017 Castropil Logarzo ..... D24/118

\* cited by examiner

*Primary Examiner* — David G Muller

(74) *Attorney, Agent, or Firm* — WPAT, P.C., Intellectual Property Attorneys; Anthony King

(57) **CLAIM**

The ornamental design for a douche/enema tip adaptable for a water bottle, as shown and described.

**DESCRIPTION**

FIG. 1 is a perspective view of the douche/enema tip adaptable for a water bottle;

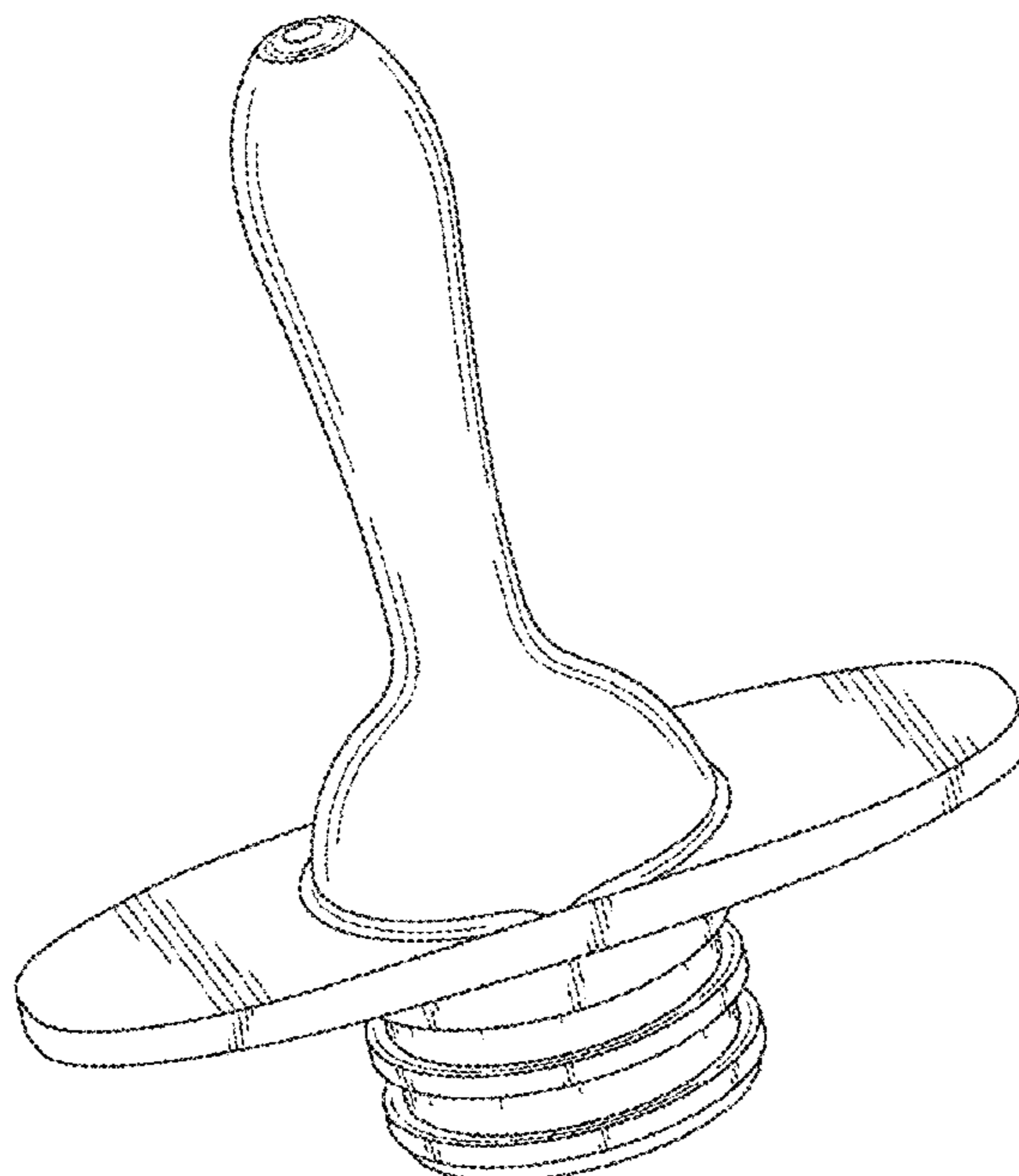
FIG. 2 is a front view of the douche/enema tip adaptable for a water bottle of FIG. 1, the back side being a mirror image thereof;

FIG. 3 is a left side view of the douche/enema tip adaptable for a water bottle of FIG. 1; the right side being a mirror image thereof;

FIG. 4 is a top view of the douche/enema tip adaptable for a water bottle of FIG. 1; and,

FIG. 5 is a bottom view of the douche/enema tip adaptable for a water bottle of FIG. 1.

**1 Claim, 4 Drawing Sheets**



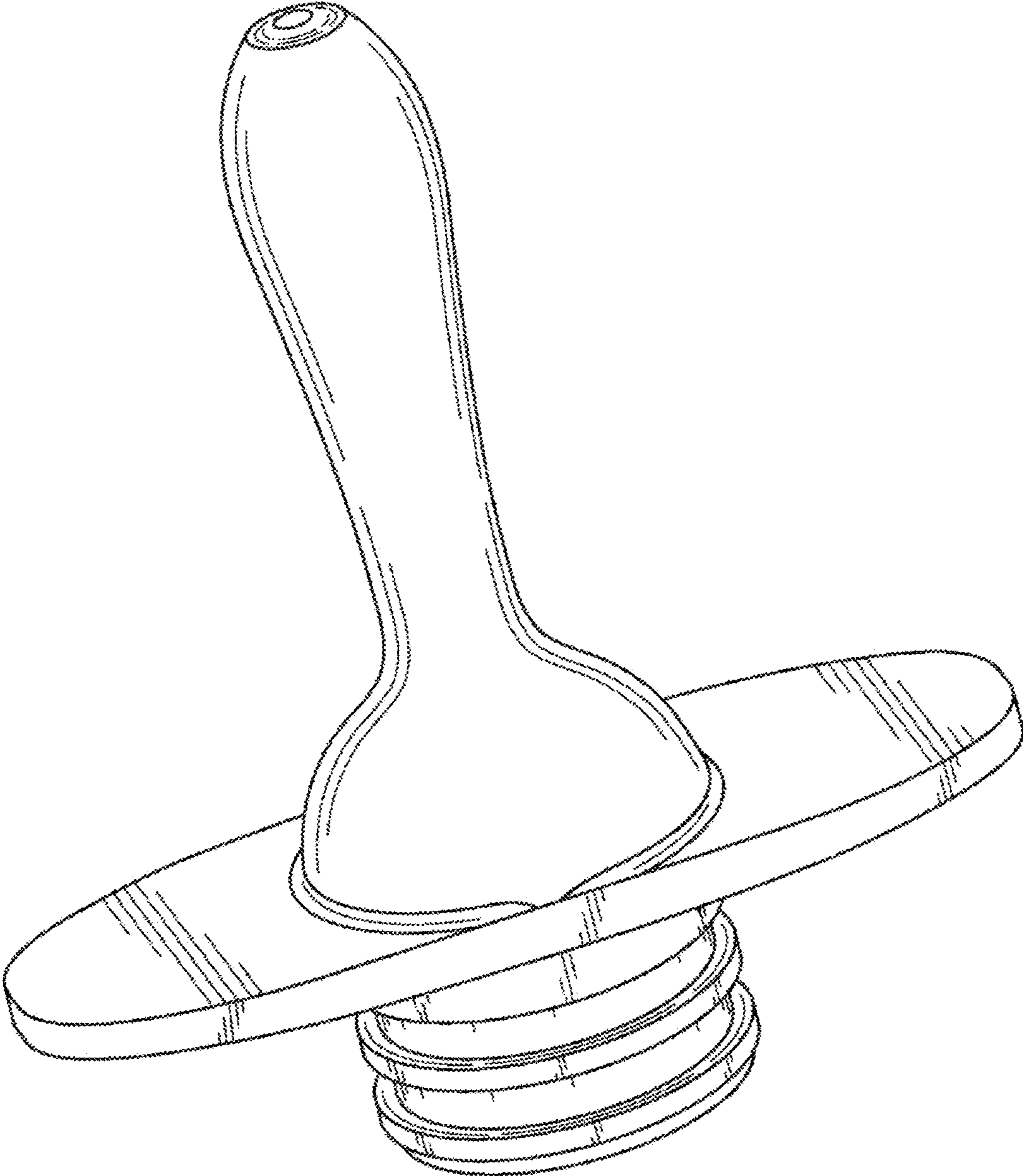


Fig. 1

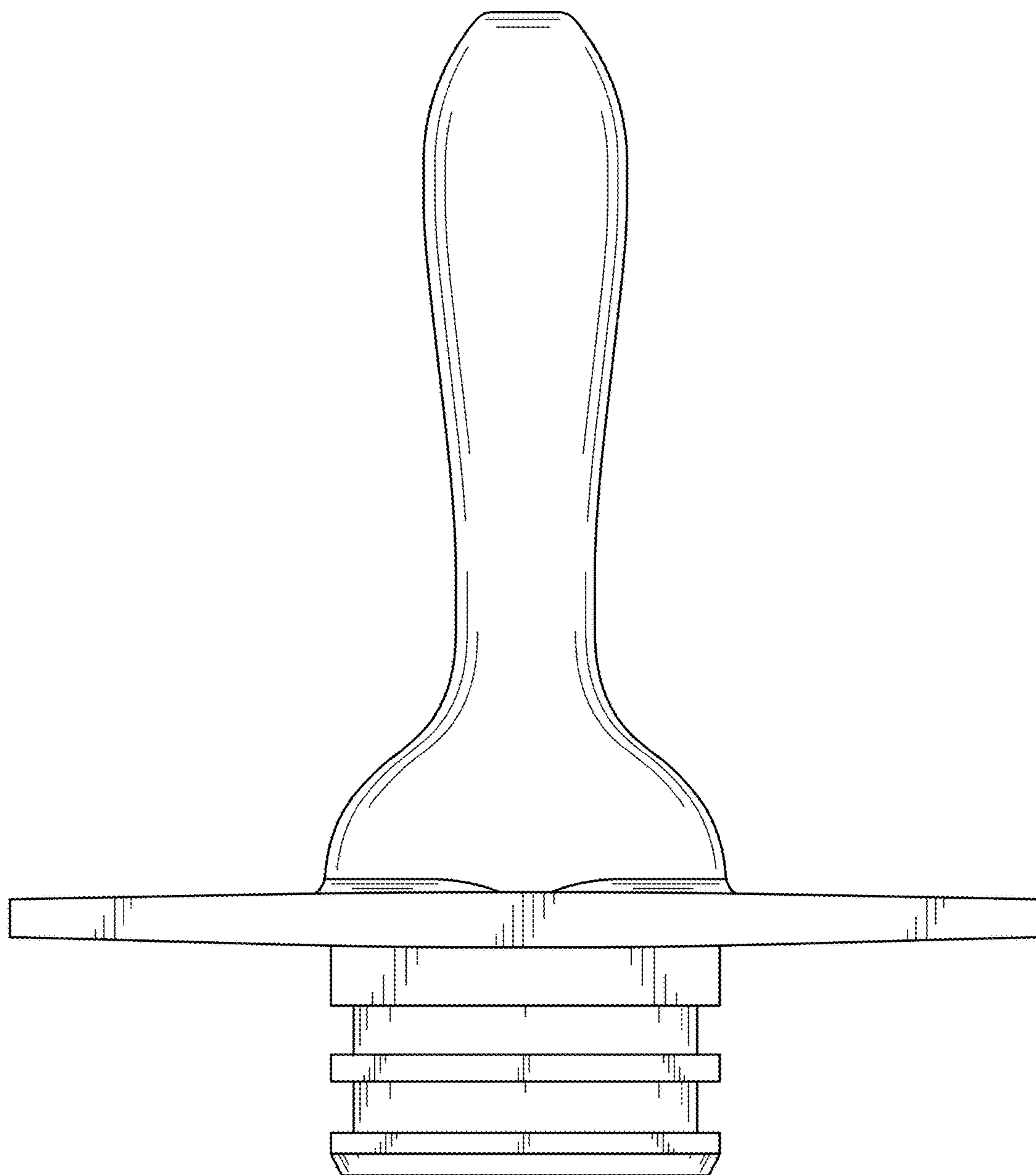


FIG. 2

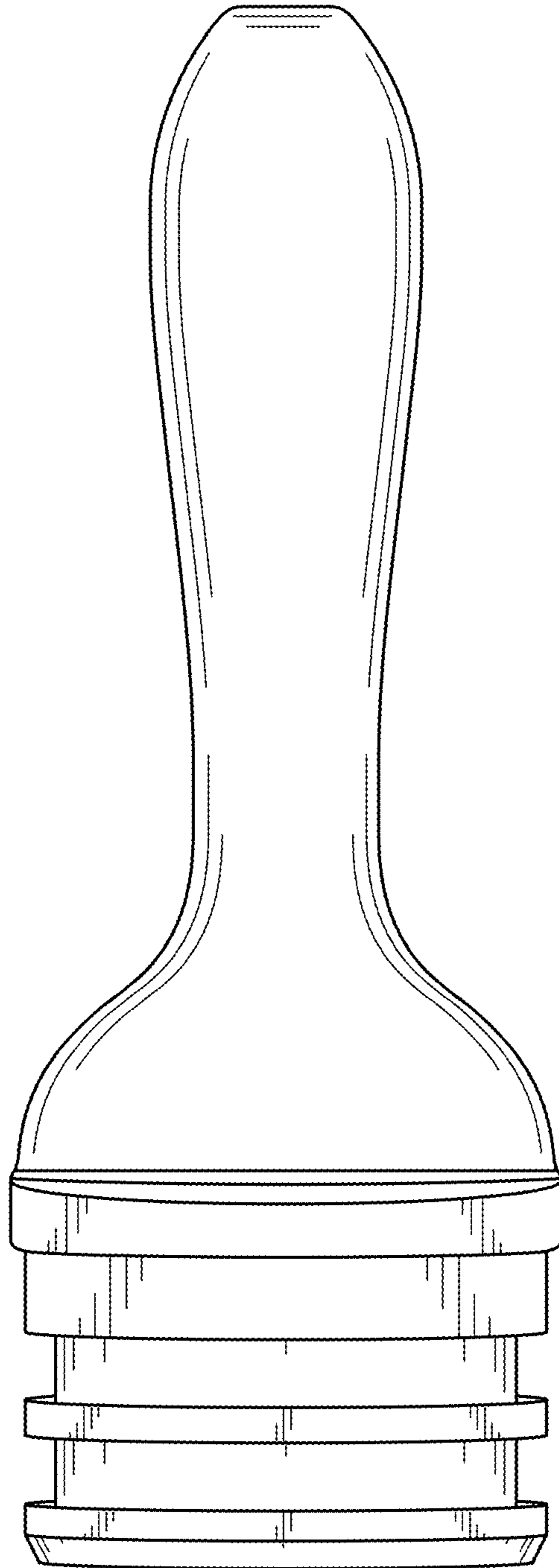


FIG. 3

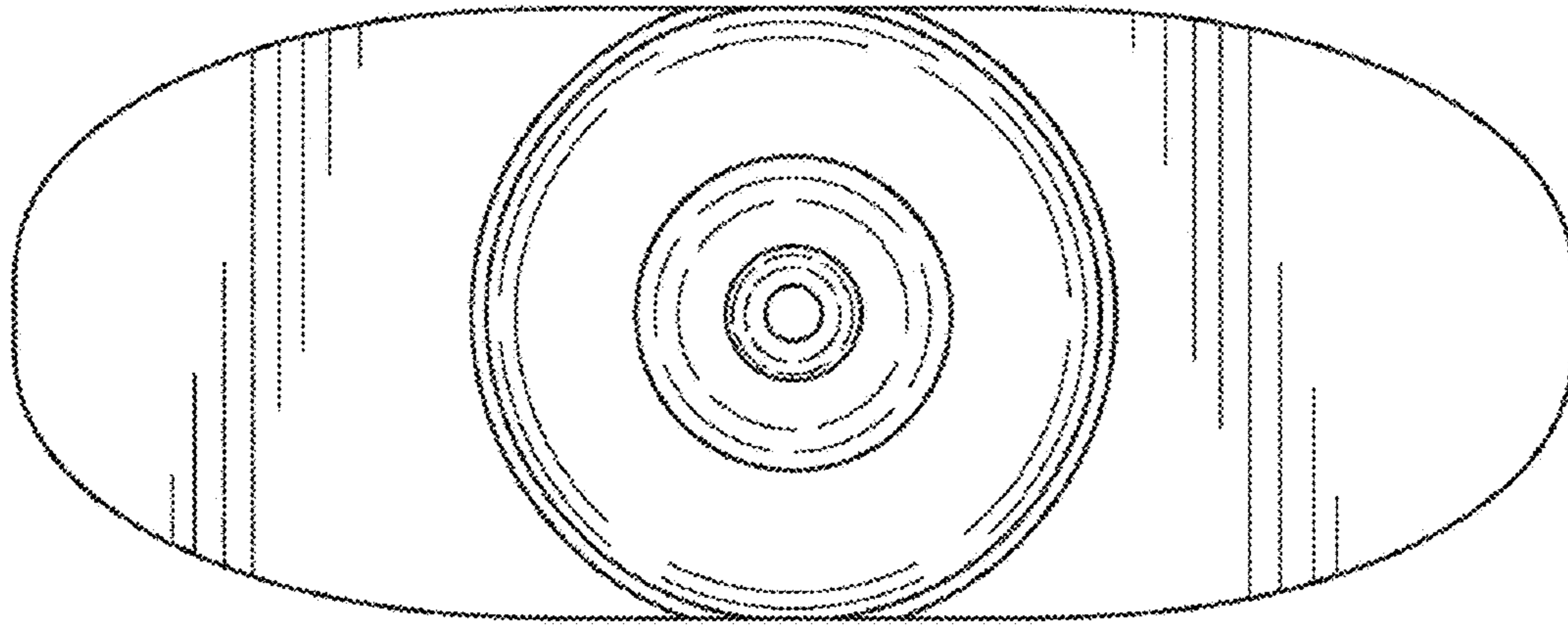


Fig. 4

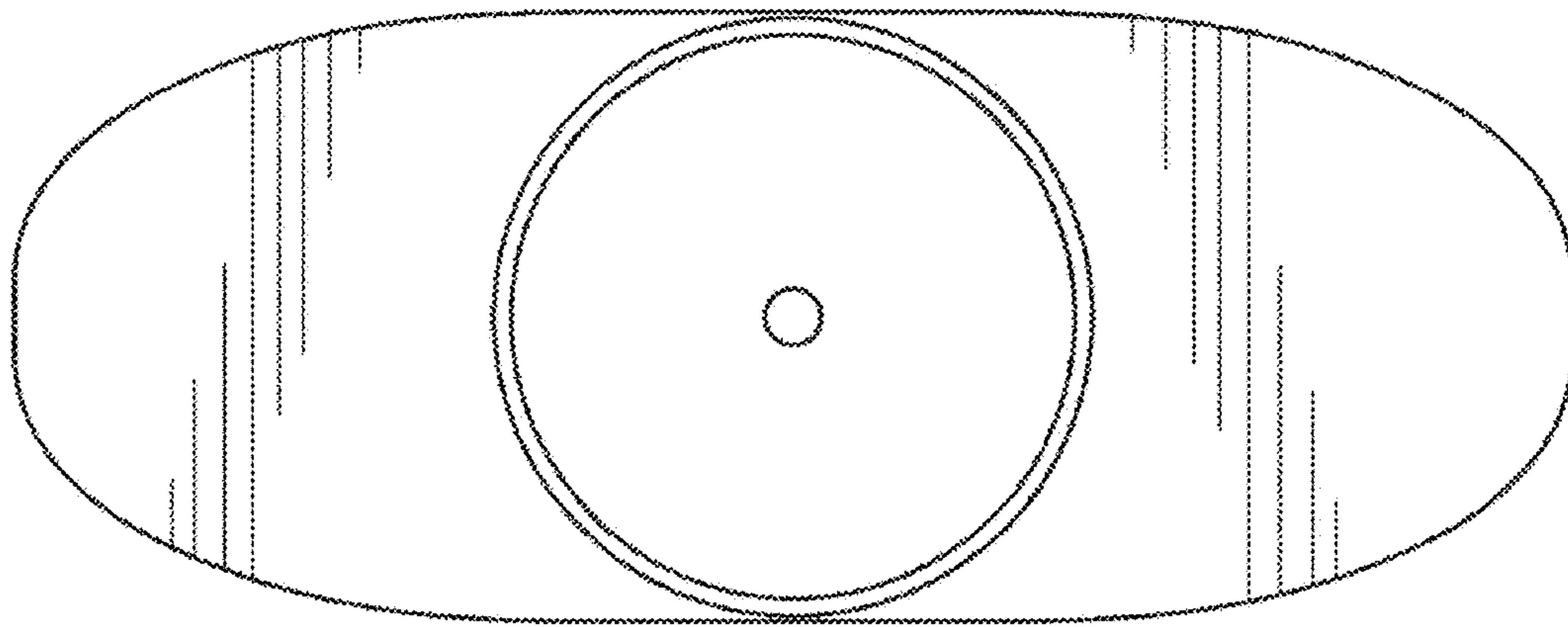


Fig. 5