

US00D869643S

(12) **United States Design Patent** (10) **Patent No.:** **US D869,643 S**
Kelly et al. (45) **Date of Patent:** **** Dec. 10, 2019**

(54) **CATHETER WITH INTRODUCTION AID**

(71) Applicant: **Teleflex Life Sciences Unlimited Company**, Hamilton (BM)
(72) Inventors: **Ronald John Kelly**, Oranmore (IE); **Alan Fitzgerald**, Edgesworthtown (IE); **Morgan Tierney**, Tullamore (IE)

(73) Assignee: **TELEFLEX LIFE SCIENCES UNLIMITED COMPANY**, Hamilton (BM)

(**) Term: **15 Years**

(21) Appl. No.: **29/598,596**

(22) Filed: **Mar. 27, 2017**

(30) **Foreign Application Priority Data**

Sep. 27, 2016 (EM) 003396639

(51) **LOC (12) Cl.** **24-02**

(52) **U.S. Cl.**
USPC **D24/112**

(58) **Field of Classification Search**
USPC D24/112-114, 108, 130, 127, 133, 186; 606/181, 185; 604/264, 523-528, 272, 604/164.01-164.11, 187, 93.01; 600/101, 600/139, 143; 128/200.24, 207.14, 128/207.15
CPC .. A61M 25/065; A61M 5/42; A61M 25/0612; A61M 25/00; A61M 39/00; A61M 27/00; A61M 25/0043; A61M 25/0067; A61M 25/0097; A61F 2/958

See application file for complete search history.

(56) **References Cited**

U.S. PATENT DOCUMENTS

D262,577 S * 1/1982 Anderson D24/112
D346,861 S * 5/1994 Martin D24/133

D347,688 S * 6/1994 Adams D24/130
5,320,608 A * 6/1994 Gerrone A61B 17/3417
604/117
5,527,281 A * 6/1996 Haas A61M 25/0069
604/103
D372,403 S * 8/1996 Jensen D24/114
D441,863 S * 5/2001 Khalaj D24/133
D445,495 S * 7/2001 Schaefer D24/108
D601,243 S * 9/2009 Bierman D24/112
D627,064 S * 11/2010 Appelbaum D24/130
D629,515 S * 12/2010 Laurence D24/130
8,313,687 B2 * 11/2012 Sleva A61M 16/0445
264/535
D735,847 S * 8/2015 Laurence D24/112

* cited by examiner

Primary Examiner — David G Muller

(74) *Attorney, Agent, or Firm* — Baker & Hostetler LLP

(57) **CLAIM**

The ornamental design for a catheter with introduction aid, as shown and described.

DESCRIPTION

The file of this patent contains at least one drawing/photograph executed in color. Copies of this patent with color drawing(s)/photograph(s) will be provided by the Office upon request and payment of the necessary fee.

FIG. 1 is a front left view of a catheter with introduction aid showing a first embodiment of our new design;
FIG. 2 is a left side view of the embodiment of FIG. 1;
FIG. 3 is a front left view of the embodiment of FIG. 1;
FIG. 4 is a front left view of the embodiment of FIG. 1;
FIG. 5 is a front left view of a catheter with introduction aid showing a second embodiment of our new design;
FIG. 6 is a left side view of the embodiment of FIG. 5;
FIG. 7 is a front left view of the embodiment of FIG. 5; and,
FIG. 8 is a front left view of the embodiment of FIG. 5.

1 Claim, 8 Drawing Sheets
(8 of 8 Drawing Sheet(s) Filed in Color)





FIG. 1



FIG. 2

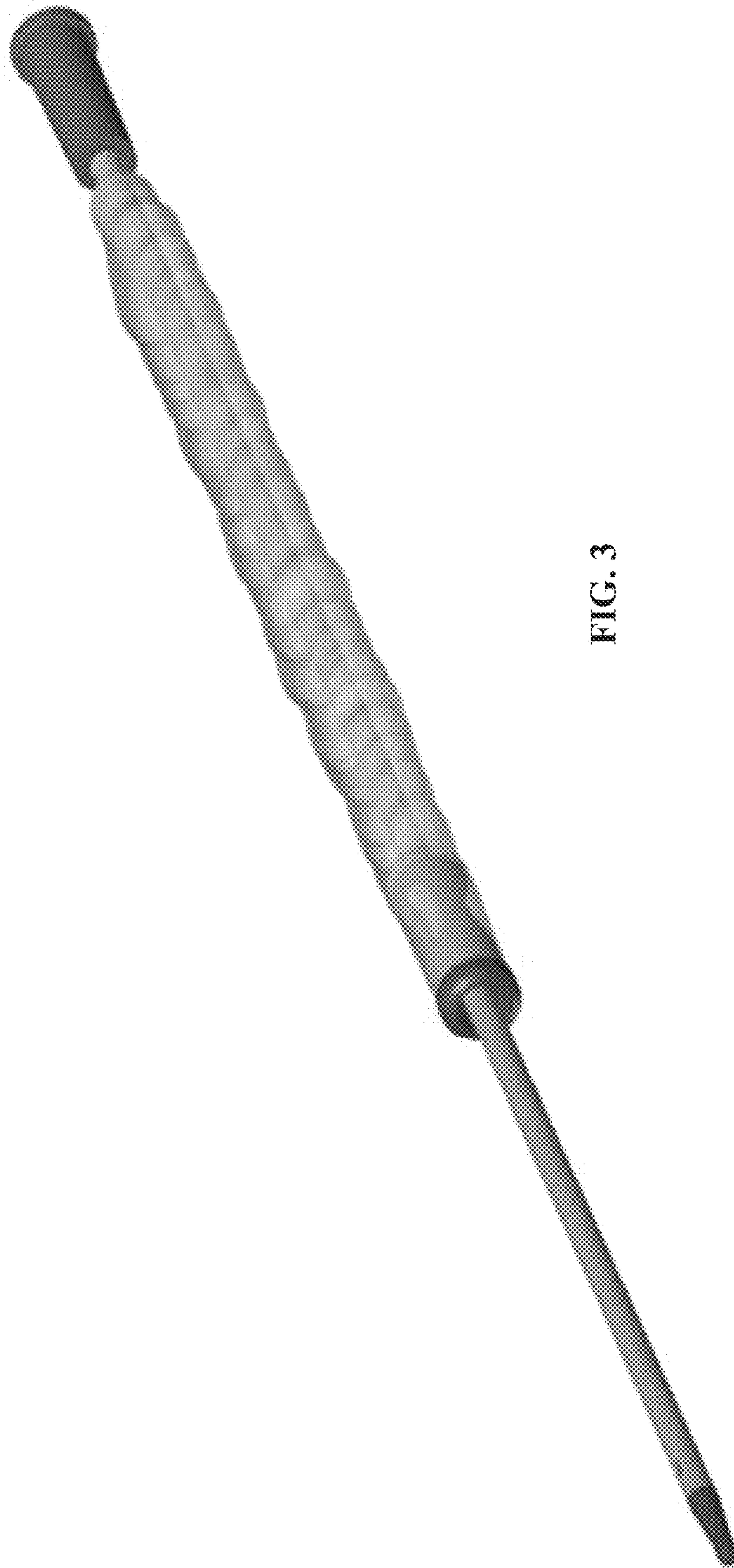


FIG. 3

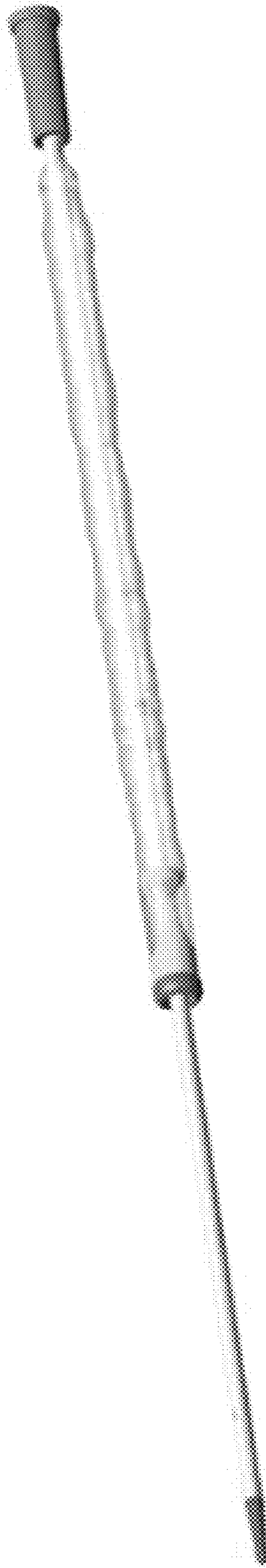


FIG. 4




FIG. 5




FIG. 6

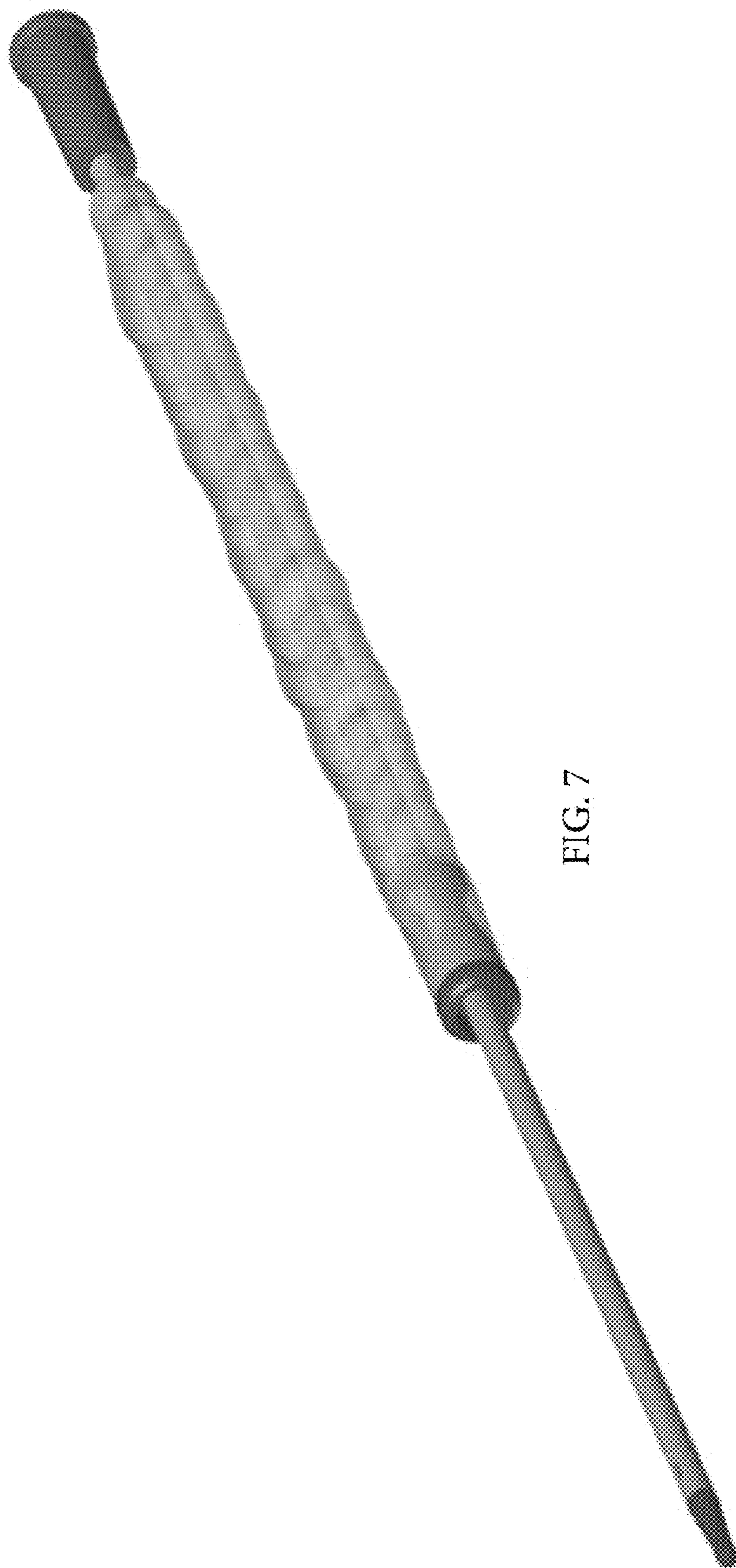


FIG. 7

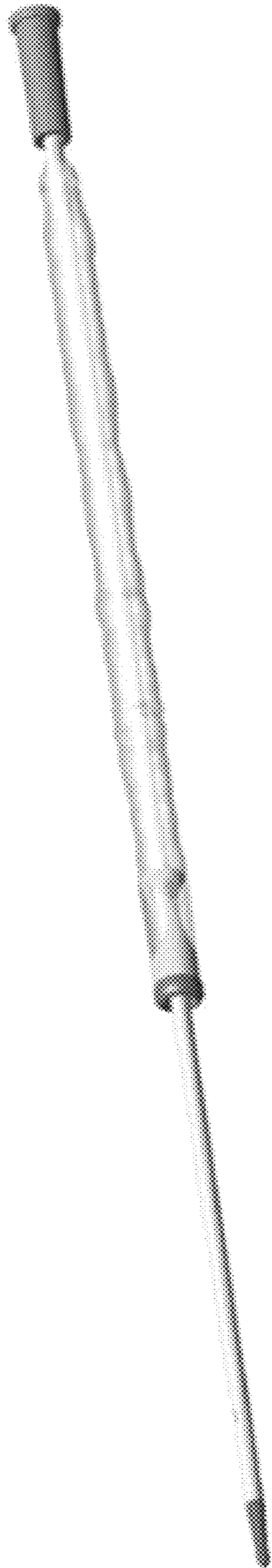


FIG. 8