



US00D869629S

(12) **United States Design Patent**
Li et al.

(10) **Patent No.:** **US D869,629 S**

(45) **Date of Patent:** **** Dec. 10, 2019**

(54) **SCENT DIFFUSER**

(71) Applicant: **SHENZHEN PUREMATE TECHNOLOGY CO., LTD.**, Shenzhen (CN)

(72) Inventors: **Puxuan Li**, Shenzhen (CN); **Fangsheng Yan**, Shenzhen (CN); **Weiguang Wang**, Shenzhen (CN); **Xuejun Zhang**, Shenzhen (CN); **Jiesheng Mei**, Shenzhen (CN)

(73) Assignee: **SHENZHEN PUREMATE TECHNOLOGY CO., LTD.**, Shenzhen (CN)

(**) Term: **15 Years**

(21) Appl. No.: **29/657,699**

(22) Filed: **Jul. 24, 2018**

(30) **Foreign Application Priority Data**

Jun. 28, 2018 (CN) 2018 3 0340811

(51) **LOC (12) Cl.** **23-04**

(52) **U.S. Cl.**
USPC **D23/366**

(58) **Field of Classification Search**
USPC D23/208, 355-369; D14/209.1, 212-213
CPC A61L 9/02; A61L 9/03; A61L 9/12; A61L 9/035; A61L 9/125
See application file for complete search history.

(56) **References Cited**

U.S. PATENT DOCUMENTS

D240,829 S * 8/1976 Jones et al. D9/689
D292,311 S * 10/1987 Joyaux D23/366

D317,044 S * 5/1991 Thomson D23/367
D370,704 S * 6/1996 Oberhoff D21/684
D510,135 S * 9/2005 Mariotti D23/366
D541,923 S * 5/2007 Castillo Higareda D23/366
D621,494 S * 8/2010 Li D23/366
D665,066 S * 8/2012 Browder D23/366
D691,587 S * 10/2013 Ferber D14/216
D696,763 S * 12/2013 Li D23/366
D698,429 S * 1/2014 Jorgensen D23/366
D720,063 S * 12/2014 Li D23/366
D733,859 S * 7/2015 Hsiao D23/366
D800,886 S * 10/2017 Lin D23/366
D816,200 S * 4/2018 Hu D23/356
D825,530 S * 8/2018 Chyzhov D14/216
D828,527 S * 9/2018 Xu D23/356
D828,534 S * 9/2018 Hu D23/366
D849,219 S * 5/2019 Liang D23/356

* cited by examiner

Primary Examiner — Sheryl Lane

Assistant Examiner — Calvin E Vansant

(57) **CLAIM**

The ornamental design for a scent diffuser, as shown and described.

DESCRIPTION

FIG. 1 is a front elevational view of a scent diffuser showing our new design;

FIG. 2 is a rear elevational view thereof;

FIG. 3 is a left side view thereof;

FIG. 4 is a right side view thereof;

FIG. 5 is a top plan view thereof;

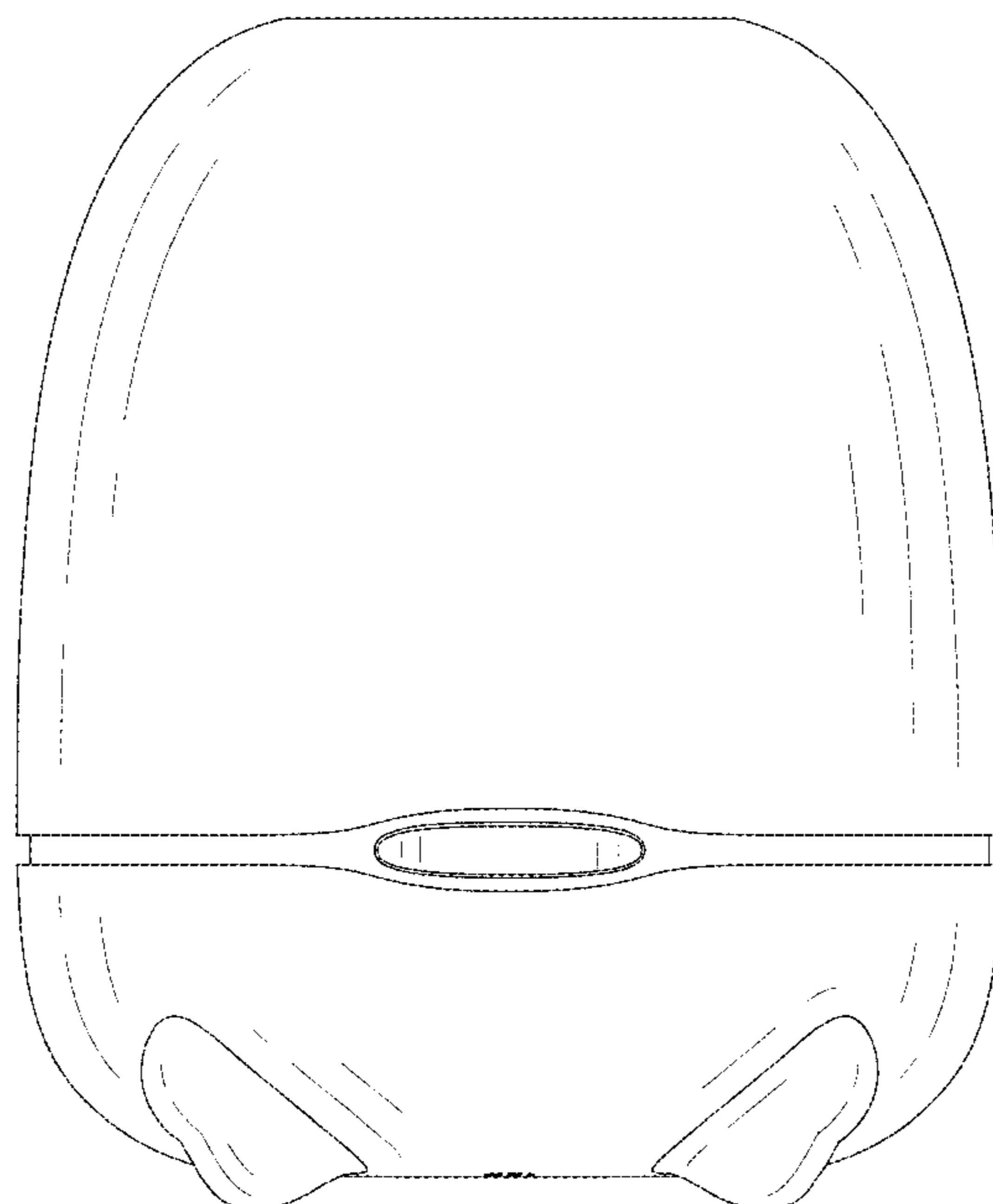
FIG. 6 is a bottom plan view thereof;

FIG. 7 is a front perspective view thereof; and,

FIG. 8 is a bottom perspective view thereof.

The broken lines in the drawings illustrate portions of the Diffuser which form no part of the claimed design.

1 Claim, 8 Drawing Sheets



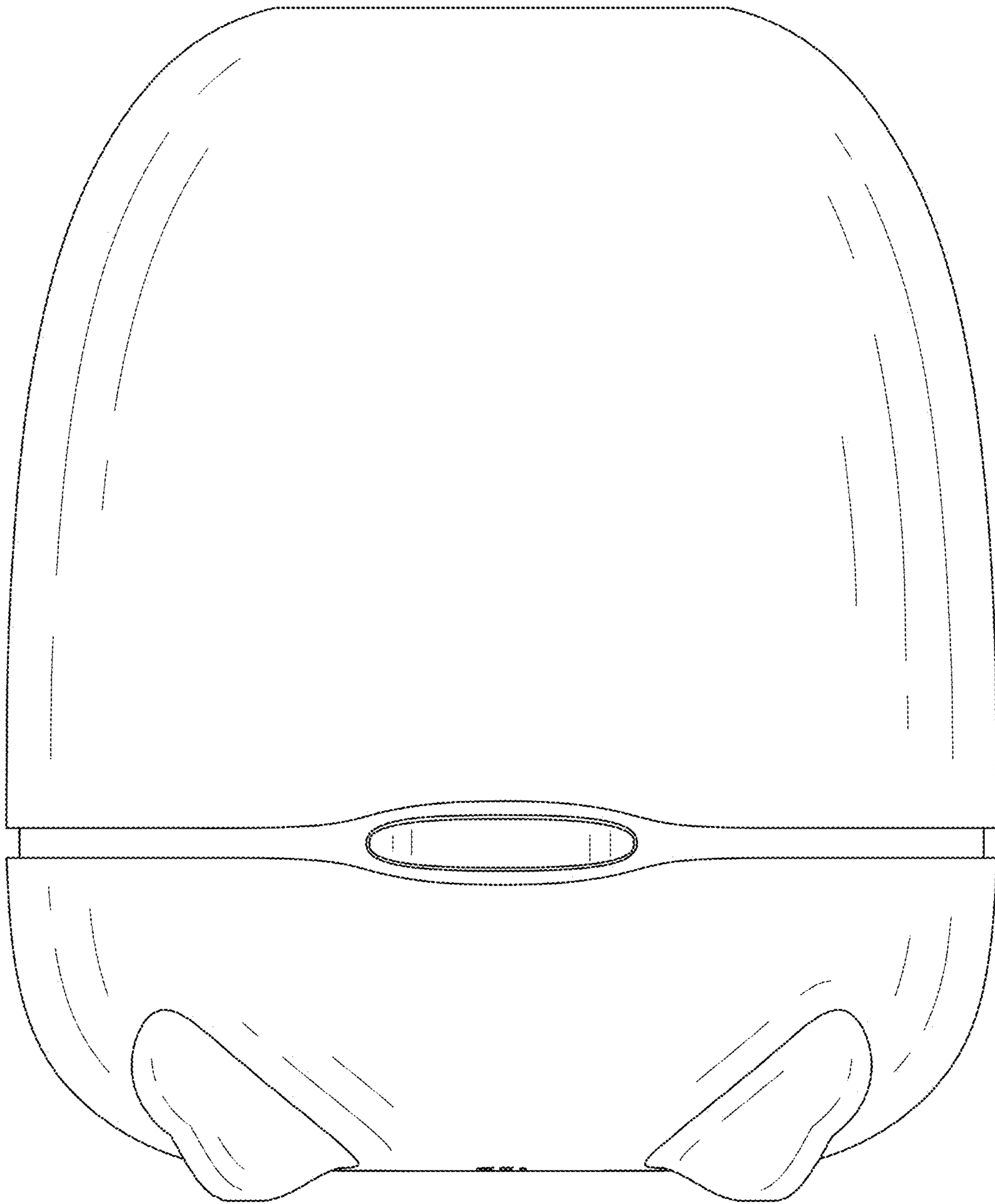


FIG.1




FIG.2

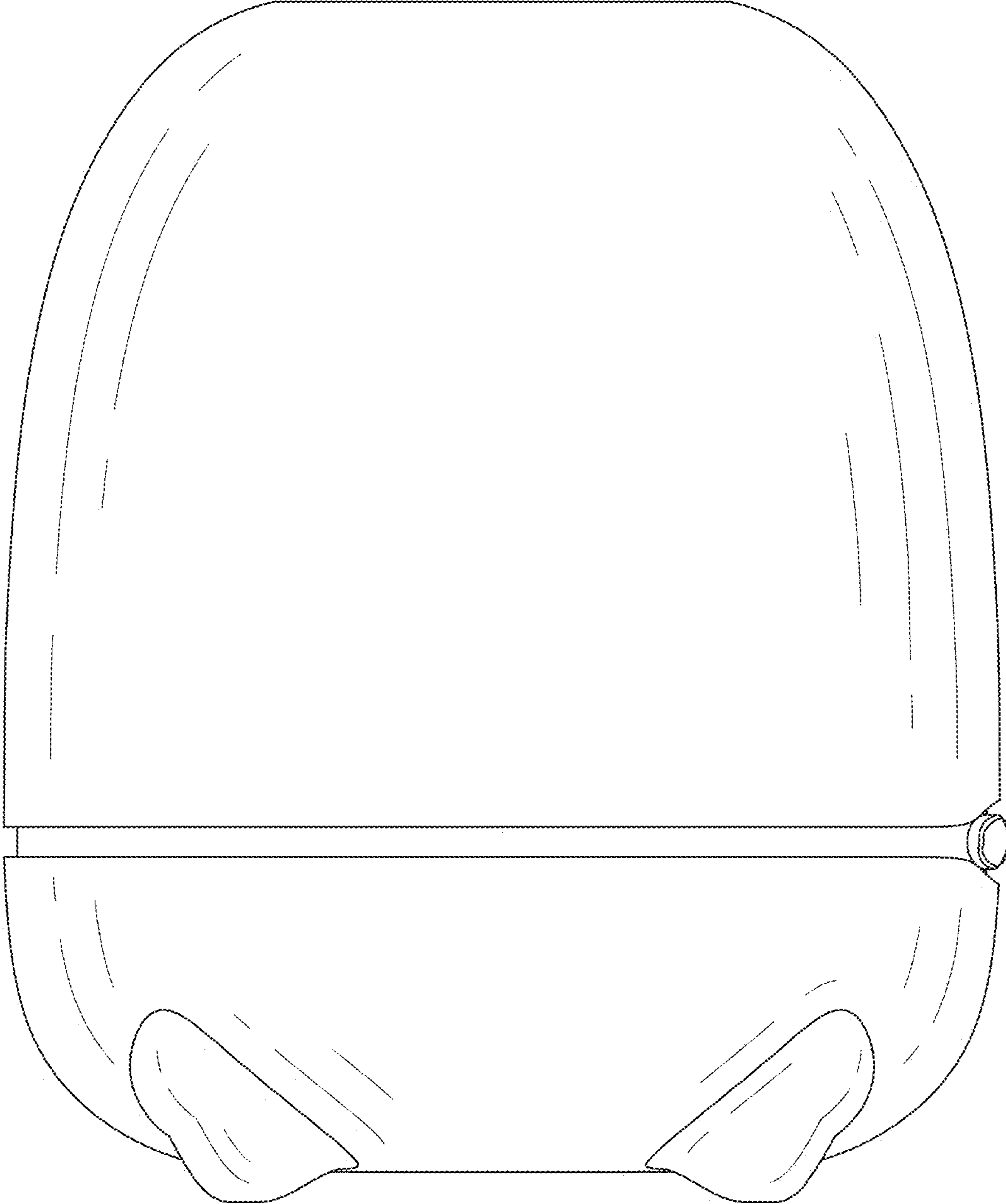


FIG.3

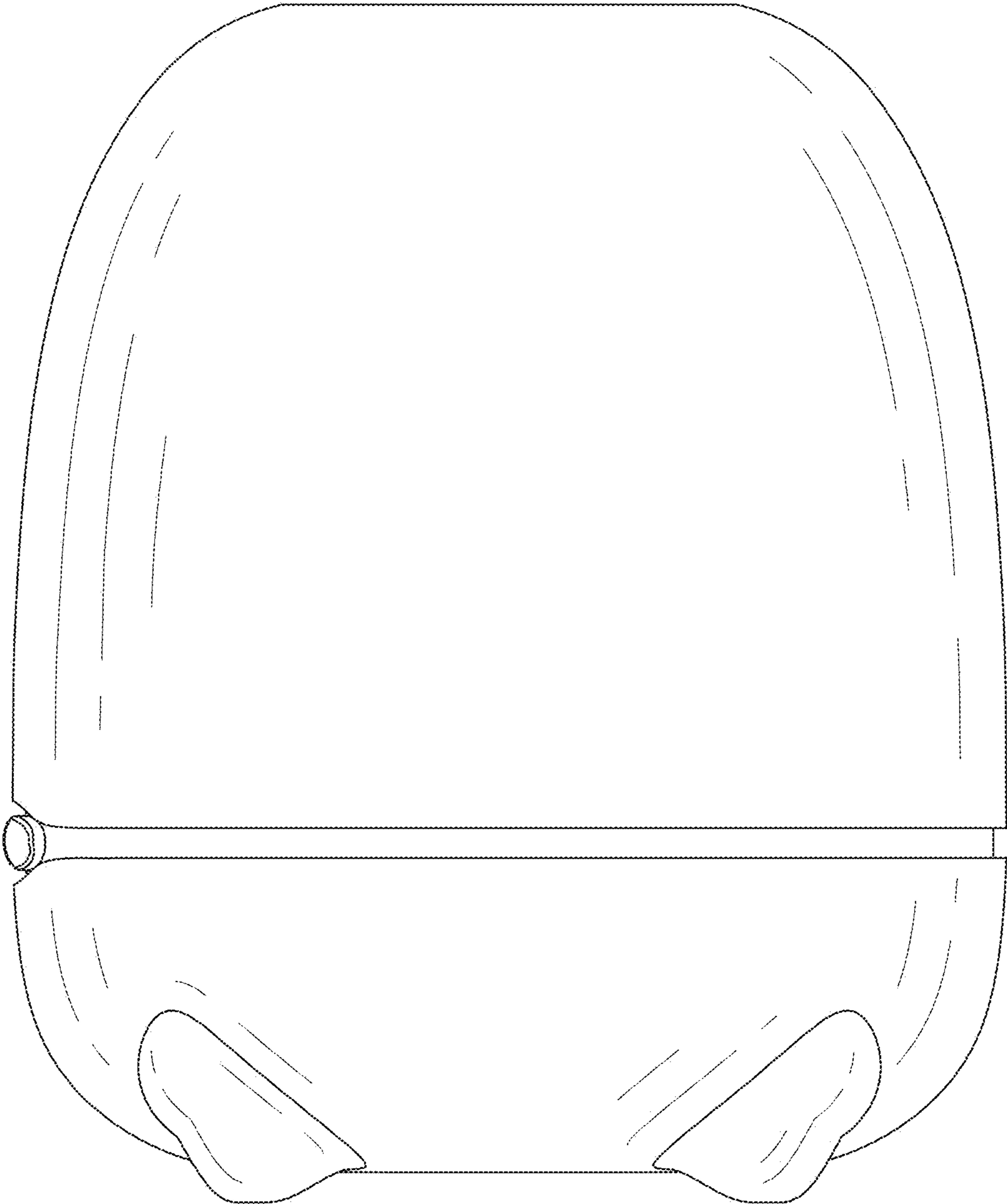


FIG.4

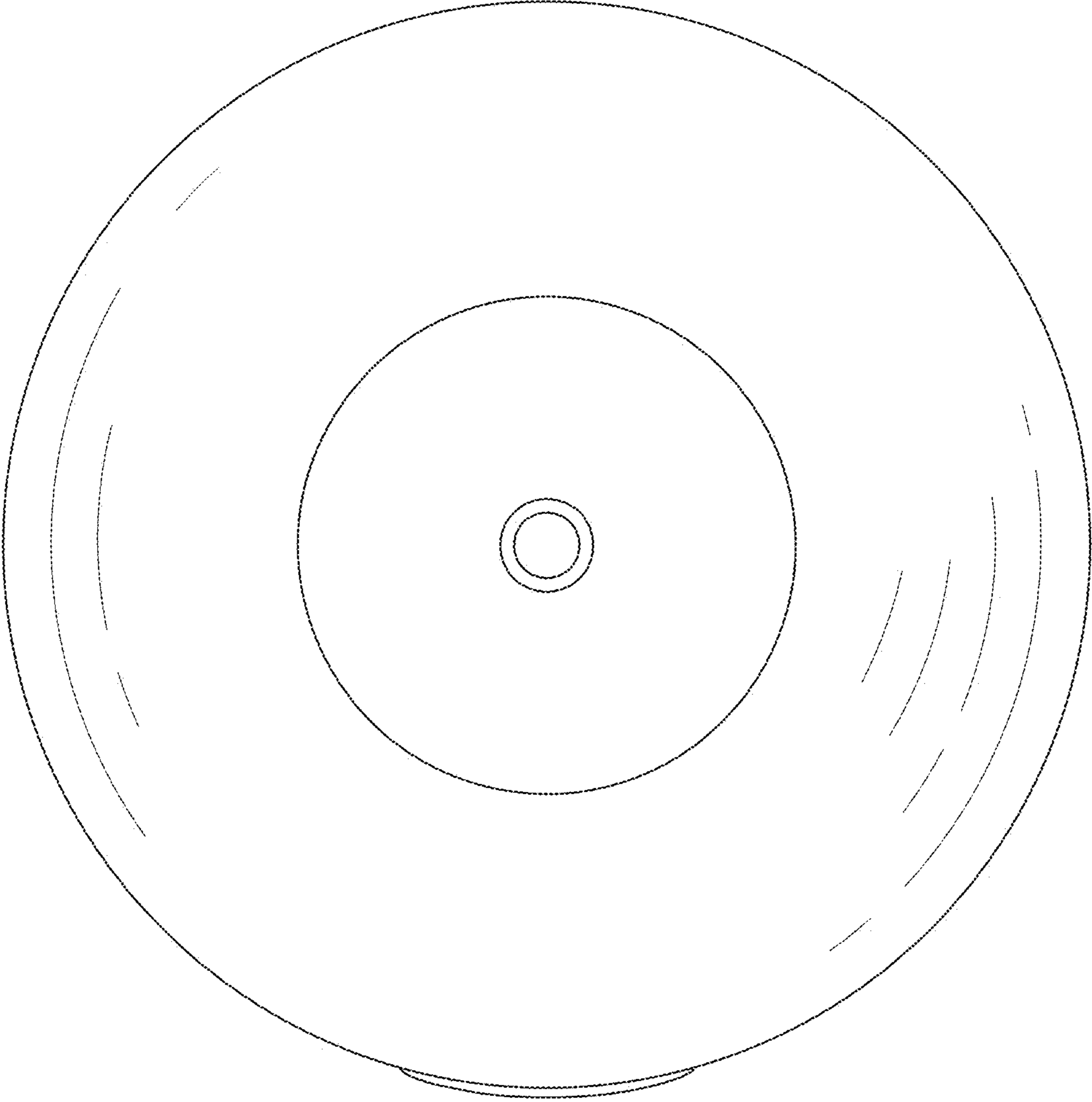


FIG.5

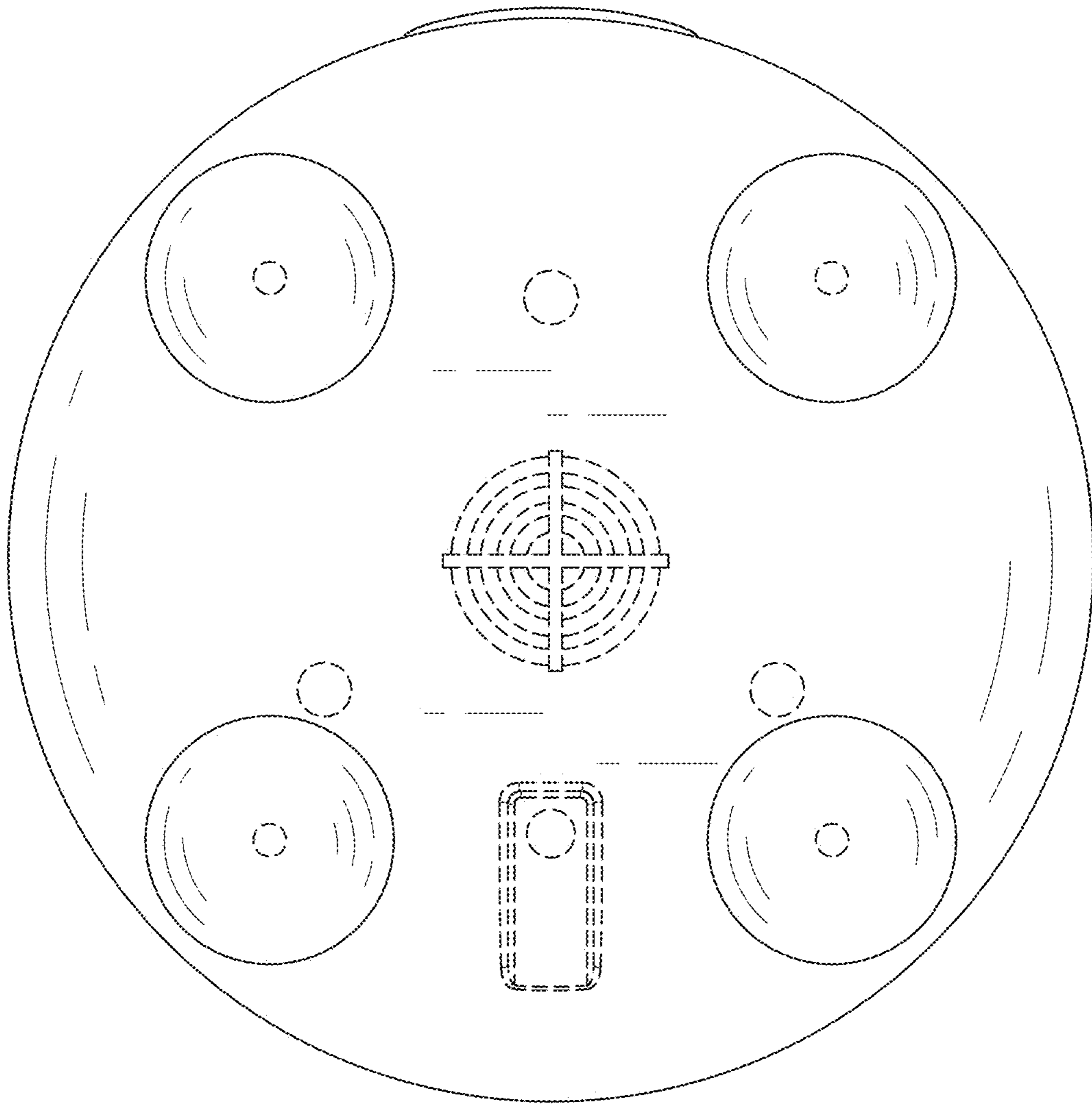


FIG.6

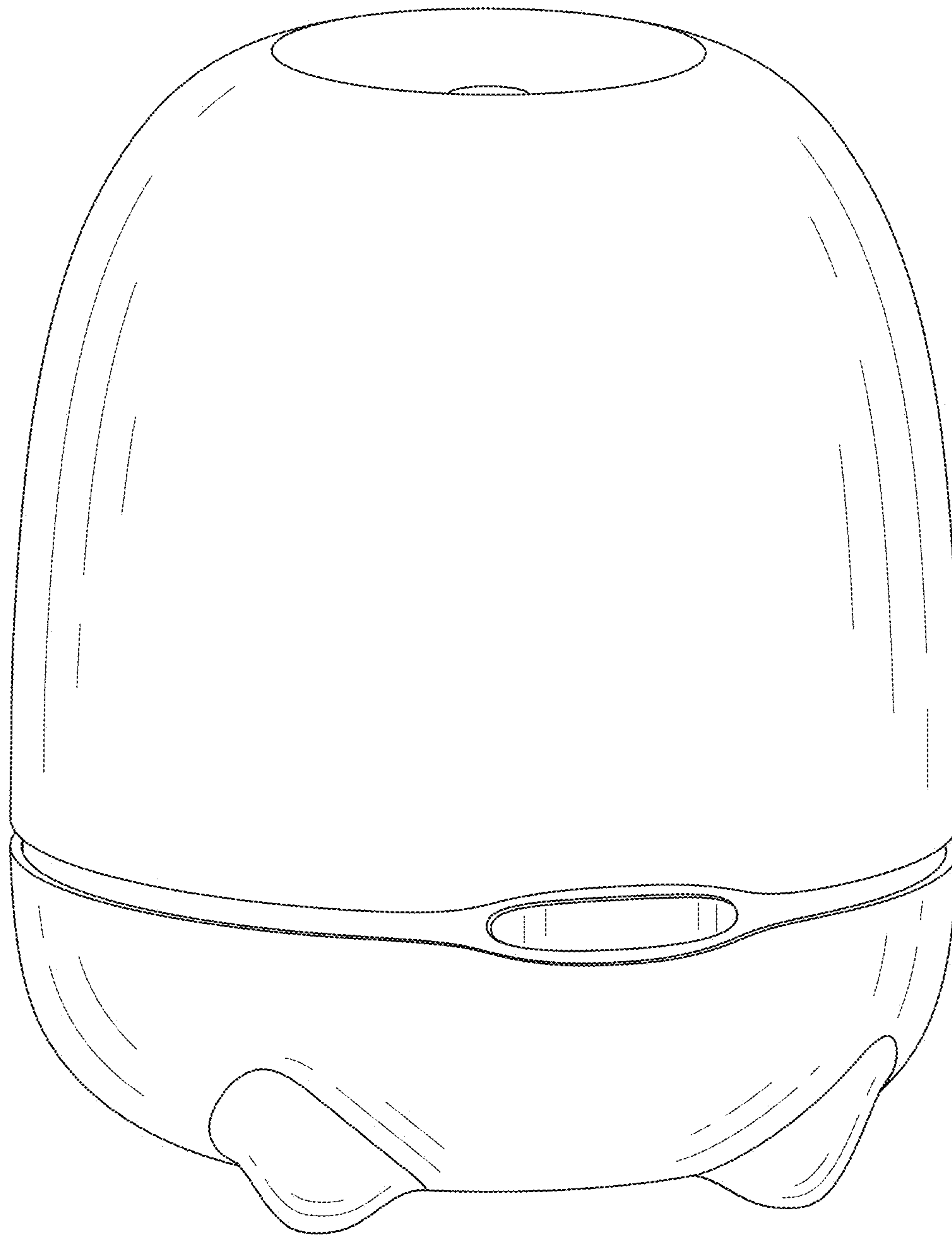


FIG.7




FIG.8