



US00D869626S

(12) **United States Design Patent** (10) **Patent No.:** **US D869,626 S**  
**Reisenberger et al.** (45) **Date of Patent:** **\*\* Dec. 10, 2019**

(54) **AIR PURIFIER**  
(71) Applicant: **REHAU Limited**, Hong Kong (CN)  
(72) Inventors: **Matthias Reisenberger**, Munich (DE);  
**Gustav Sebastian Nyman**, Shanghai (CN)  
(73) Assignee: **REHAU LIMITED**, Hong Kong (CN)  
(\*\*) Term: **15 Years**  
(21) Appl. No.: **29/662,548**  
(22) Filed: **Sep. 6, 2018**  
(30) **Foreign Application Priority Data**

Jun. 3, 2018 (EM) ..... 004741700

(51) **LOC (12) Cl.** ..... **23-04**  
(52) **U.S. Cl.**  
USPC ..... **D23/364**

(58) **Field of Classification Search**  
USPC ..... D23/355-366, 352, 369, 332, 333, 335,  
D23/336, 342, 351; 422/120, 122;  
55/356, 473, 504; 96/971; 261/DIG. 17,  
261/DIG. 65, DIG. 88, DIG. 31  
CPC .. A61L 9/16; A61L 9/22; B01D 47/00; B01D  
47/027; B01D 2221/02; B01D 2259/4508;  
B03C 3/155; B03C 3/368; F24F 3/16;  
F24F 13/20; F24F 13/28  
See application file for complete search history.

(56) **References Cited**  
U.S. PATENT DOCUMENTS

D618,328 S \* 6/2010 Chan ..... D23/364  
D705,410 S \* 5/2014 Terao ..... D23/364

D755,359 S \* 5/2016 Rentschler ..... D23/355  
D798,430 S \* 9/2017 Nord ..... D23/364  
D810,259 S \* 2/2018 You ..... D23/364  
D820,423 S \* 6/2018 Poindexter ..... D23/364  
D837,354 S \* 1/2019 Su ..... D23/364  
D837,355 S \* 1/2019 Gunnefur ..... D23/364  
D847,313 S \* 4/2019 Shen ..... D23/333  
D849,220 S \* 5/2019 Fang ..... D23/364  
D850,593 S \* 6/2019 Petersen ..... D23/333  
D854,133 S \* 7/2019 Sheng ..... D23/359  
2006/0015974 A1\* 1/2006 Ike ..... F24F 3/1423  
62/113

\* cited by examiner

*Primary Examiner* — David G Muller  
(74) *Attorney, Agent, or Firm* — Buchanan Ingersoll &  
Rooney PC


(57) **CLAIM**

The ornamental design for an air purifier, as shown and described.

**DESCRIPTION**

FIG. 1 is a front elevational view of an air purifier showing our new design.  
FIG. 2 is a rear elevational view thereof.  
FIG. 3 is a left side elevational view thereof.  
FIG. 4 is a right side elevational view thereof.  
FIG. 5 is a top plan view thereof.  
FIG. 6 is a front, left perspective view thereof.  
FIG. 7 is a rear right perspective view thereof; and,  
FIG. 8 is a bottom plan view thereof.  
The broken line showing of portions of the air purifier form no part of the claimed design.

**1 Claim, 8 Drawing Sheets**






FIG. 1




FIG. 2




FIG. 3




FIG. 4




FIG. 5




FIG. 6




FIG. 7



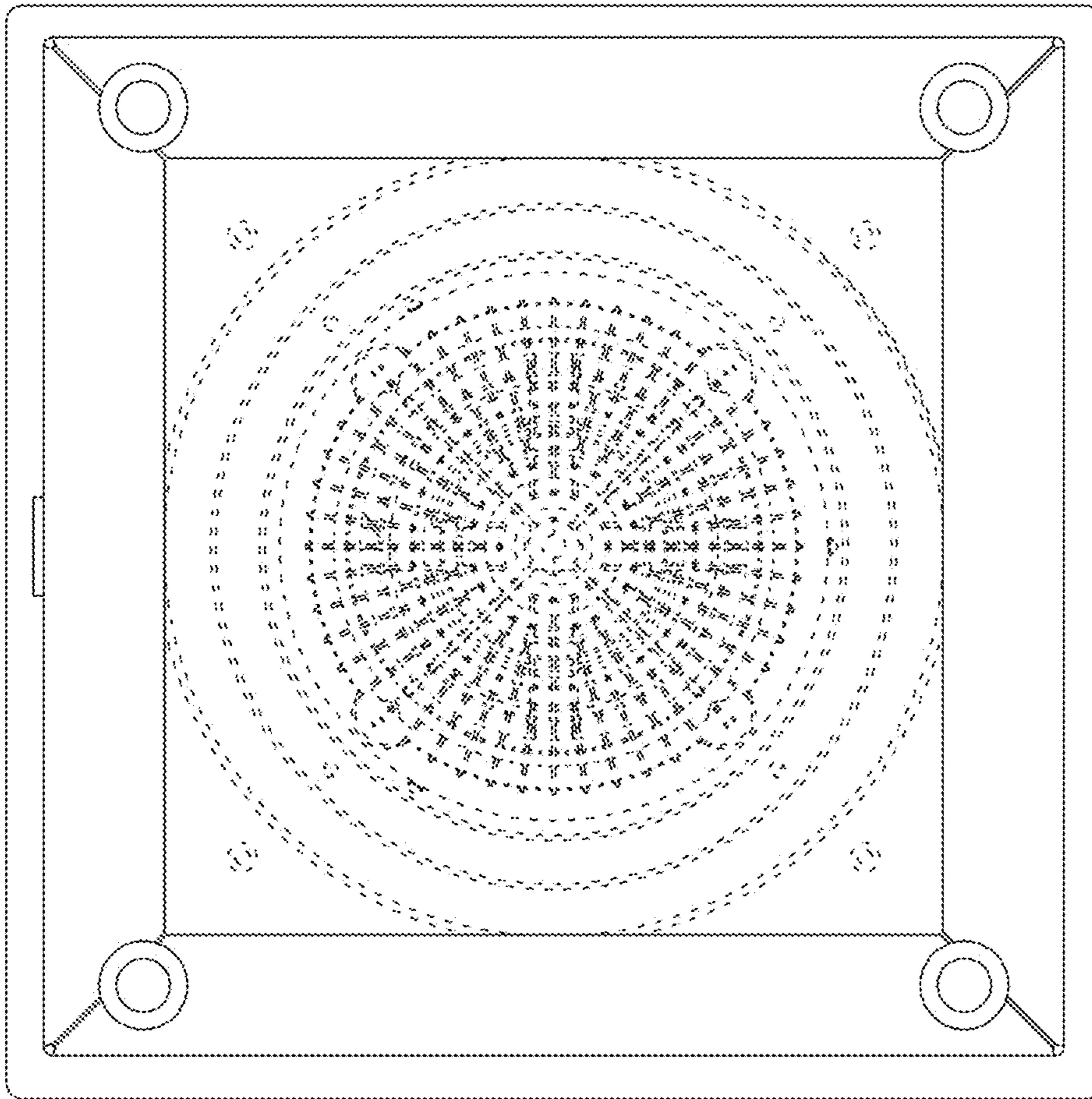


FIG. 8