



US00D869603S

(12) **United States Design Patent** (10) **Patent No.:** **US D869,603 S**
Bennis (45) **Date of Patent:** **** *Dec. 10, 2019**

(54) **SINGLE KINK TREBLE FISHING HOOK**

FOREIGN PATENT DOCUMENTS

(71) Applicant: **Gary Bennis**, Eau Claire, WI (US)

EP 2204090 A1 7/2010
GB 3469 0/1908

(72) Inventor: **Gary Bennis**, Eau Claire, WI (US)

(Continued)

(*) Notice: This patent is subject to a terminal disclaimer.

Primary Examiner — Catheri Oliver-Garcia
(74) *Attorney, Agent, or Firm* — William D. Hare, Esq.;
McNeely, Hare & War, LLP

(**) Term: **14 Years**

(21) Appl. No.: **29/498,596**

(57) **CLAIM**

(22) Filed: **Aug. 5, 2014**

The ornamental design for a single kink, treble fishing hook, as shown and described.

Related U.S. Application Data

(63) Continuation of application No. 13/947,763, filed on Jul. 22, 2013, now Pat. No. 8,910,416.

(51) **LOC (12) Cl.** **22-05**

(52) **U.S. Cl.**
USPC **D22/144**

(58) **Field of Classification Search**
USPC D22/144; 43/44.83, 44.82, 43.16, 43.2,
43/43.4, 42.7, 43.6
See application file for complete search history.

DESCRIPTION

FIG. 1 is a perspective view of a single kink, treble fishing hook including three hooks, each hook having a barb and a shank terminating in a common eyelet, shown in broken lines, and a retention kink adjacent to the front length and/or tip of each hook.

FIG. 2 is a front view of the single kink, treble fishing hook of FIG. 1.

FIG. 3 is a first side view of the single kink, treble fishing hook of FIG. 1 in which the hook is oriented such that one of the hooks is oriented directly behind another one of the hooks.

FIG. 4 is a second, opposite side view of the single kink, treble fishing hook of FIG. 1 in which the hook is oriented such that one of the hooks is oriented directly behind another one of the hooks.

FIG. 5 is a top view of the single kink, treble fishing hook of FIG. 1; and,

FIG. 6 is a bottom view of the single kink, treble fishing hook of FIG. 1.

The broken line showing of environment in the drawings is included for the purpose of illustrating only and forms no part of the claimed design.


(56) **References Cited**

U.S. PATENT DOCUMENTS

| | | |
|-------------|---------|-----------------|
| 13,649 A | 10/1855 | Johnson |
| 523,988 A | 8/1894 | Martin |
| 595,995 A | 12/1897 | Dreese |
| 620,896 A | 3/1899 | Edgar |
| 627,179 A | 6/1899 | Dreese |
| 666,309 A | 1/1901 | Fiege |
| 779,843 A | 1/1905 | Fredricks |
| 831,552 A | 9/1906 | Hallstrom |
| 1,502,781 A | 7/1924 | Jamison |
| 2,233,863 A | 3/1941 | Driscoll |
| 2,317,900 A | 4/1942 | Freeman |
| 2,540,276 A | 2/1951 | Moler |
| 2,816,392 A | 12/1957 | Goldberg et al. |
| 2,823,485 A | 2/1958 | Traumuller |
| 2,841,914 A | 7/1958 | Butler |

(Continued)

1 Claim, 6 Drawing Sheets



(56)

References Cited

U.S. PATENT DOCUMENTS

2,962,833 A 12/1960 Stinson et al.
 3,333,359 A 8/1967 Barker, Jr.
 4,028,838 A 6/1977 Flower
 4,232,470 A 11/1980 Steffick, Jr.
 4,835,898 A 6/1989 Pond
 4,905,402 A 3/1990 Clark
 D371,594 S 7/1996 Drapak et al.
 5,664,364 A 9/1997 Clark
 5,685,108 A 11/1997 Lepage et al.
 6,189,257 B1 2/2001 Ulrich
 6,519,895 B1 2/2003 Bennett
 6,779,295 B2 8/2004 Davidson
 7,225,582 B2 6/2007 Shay
 8,201,358 B2 6/2012 Dohi
 D698,413 S 1/2014 Bennis
 2002/0148156 A1 10/2002 Damm
 2004/0134118 A1 7/2004 Miller et al.

2005/0252073 A1 11/2005 Shay
 2008/0047192 A1 2/2008 Bennis
 2008/0083154 A1 4/2008 Gregory
 2009/0000179 A1 1/2009 Dohi
 2009/0151220 A1 6/2009 Park
 2012/0291334 A1 11/2012 Bartell

FOREIGN PATENT DOCUMENTS

GB 223137 10/1924
 GB 2267423 A 12/1993
 JP 03198732 A 8/1991
 JP H1084825 A 4/1998
 JP 2001128591 A 5/2001
 JP 2000316424 A 11/2001
 JP 2002209475 A 7/2002
 JP 2002360123 A 12/2002
 JP 2003079274 A 3/2003
 JP 2004129645 A 4/2004
 JP 2005253461 A 9/2005
 WO 9704648 A1 2/1997




FIGURE 1

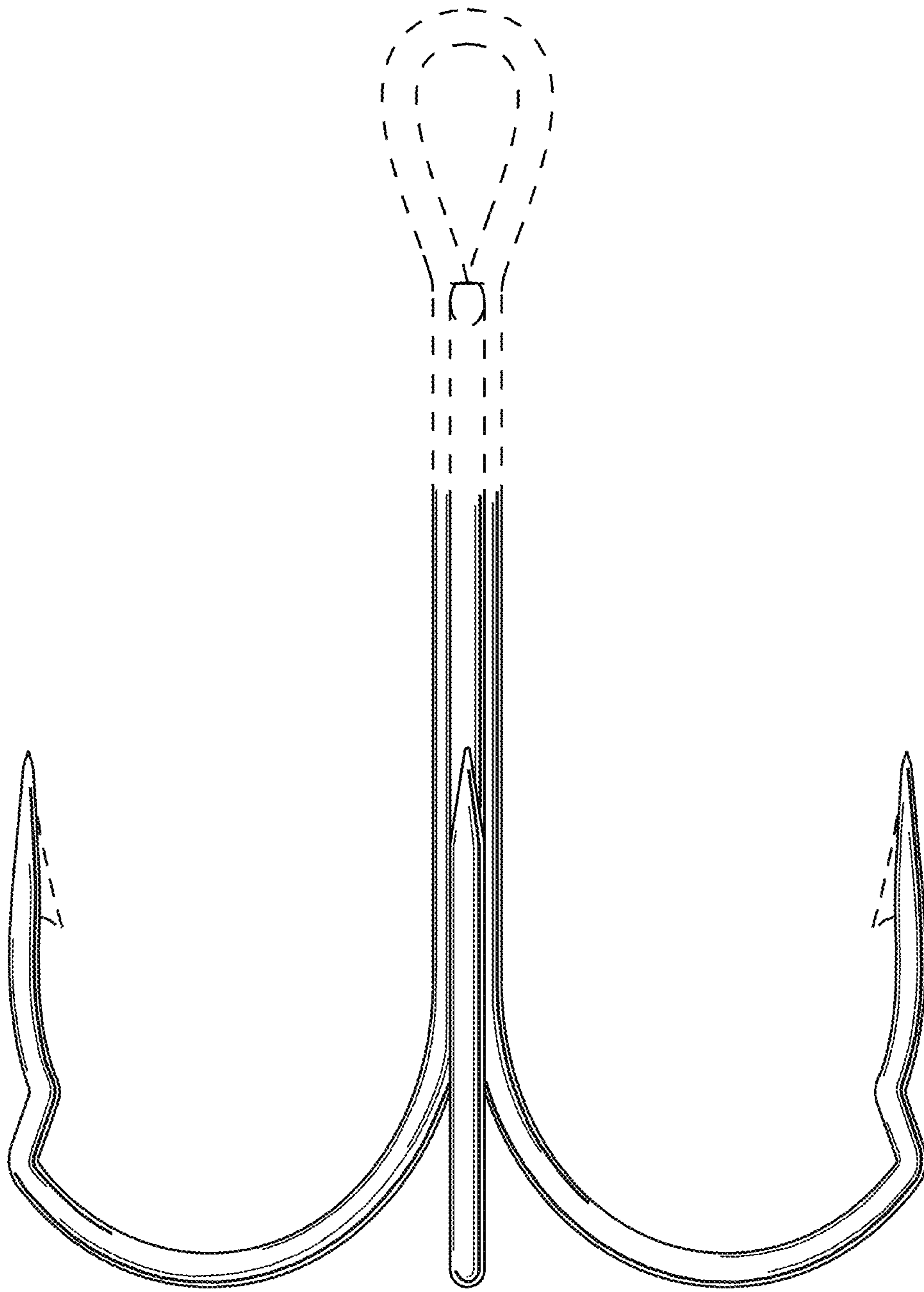


Figure 2

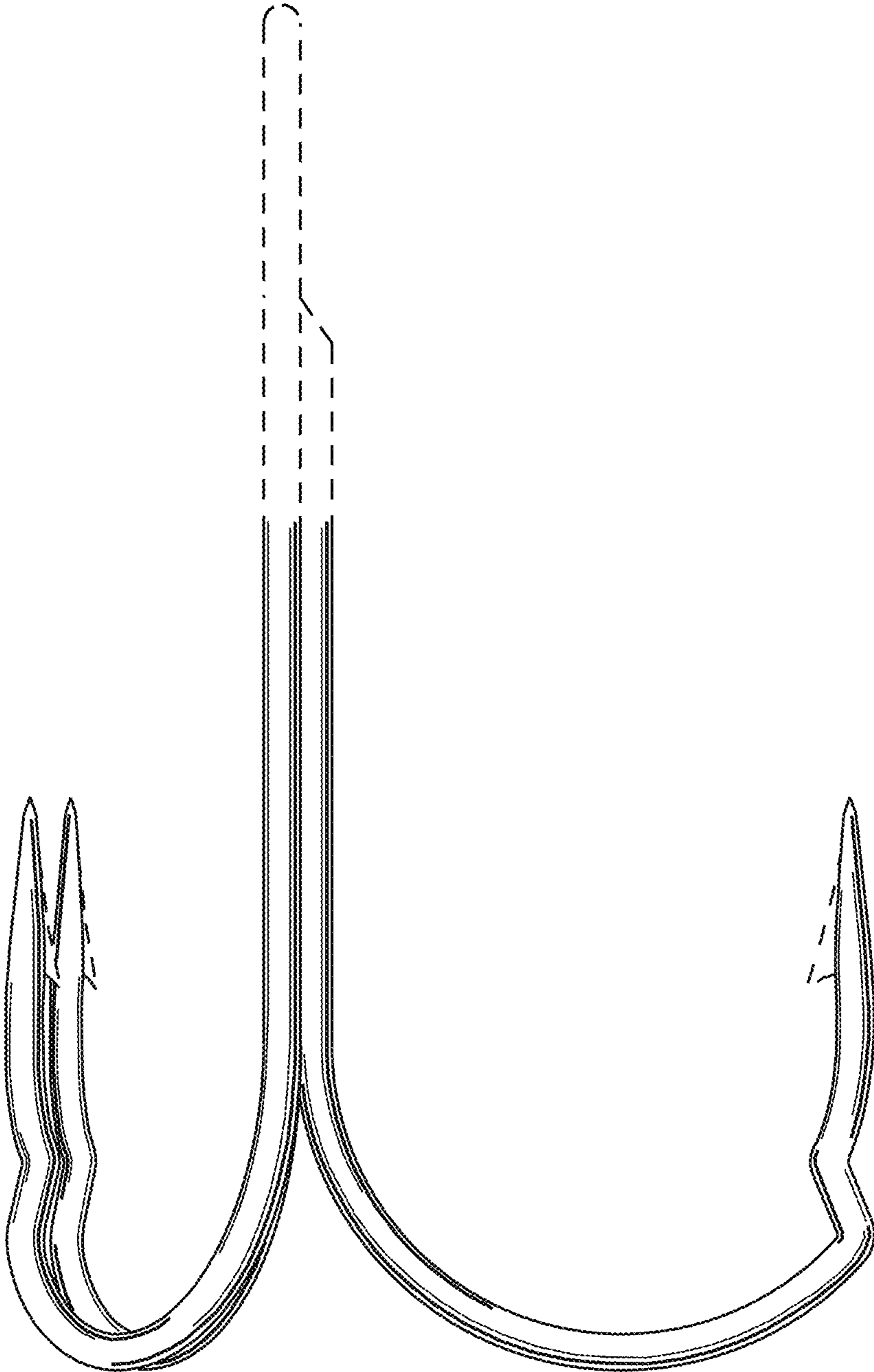


Figure 3

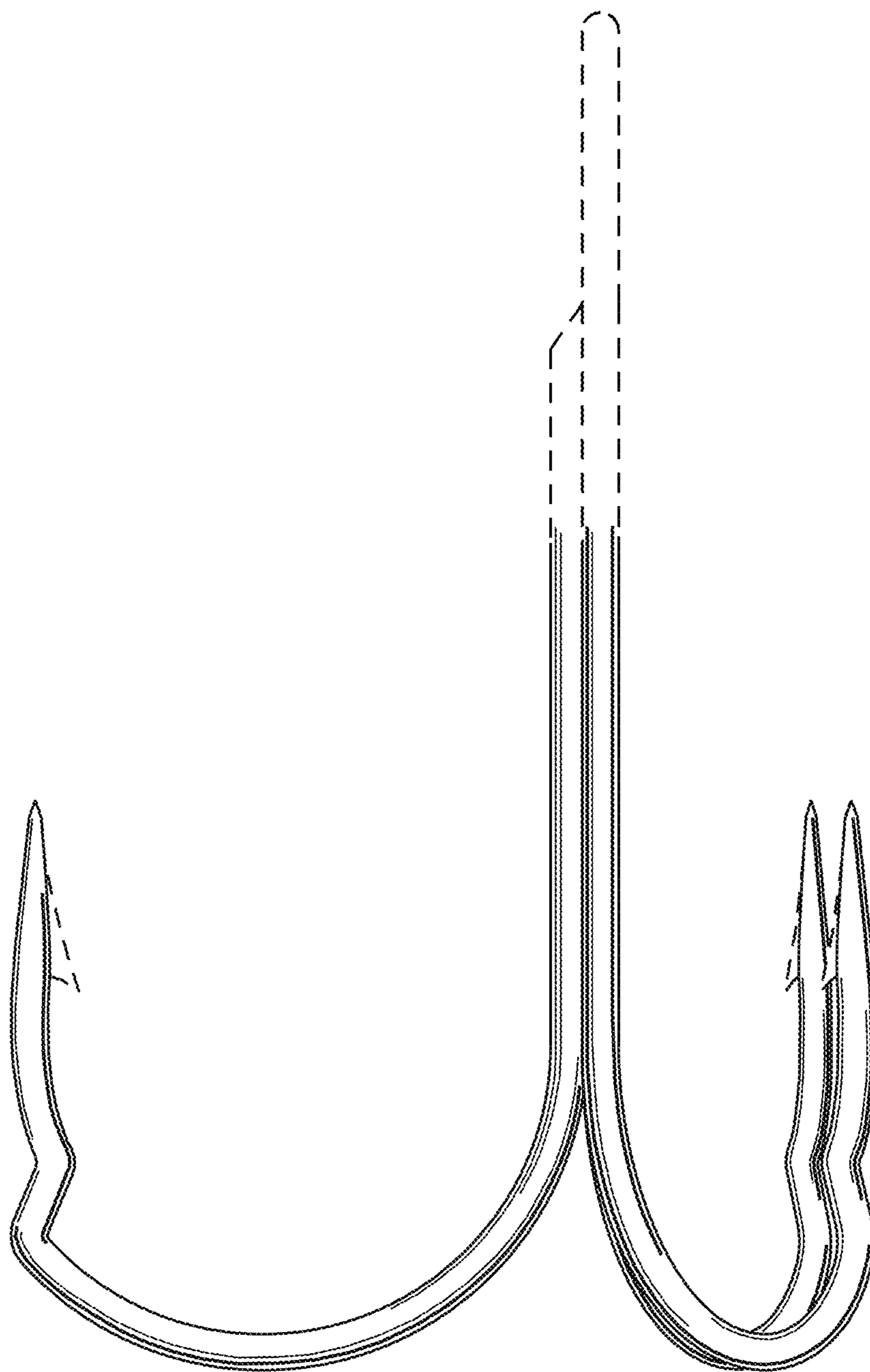


Figure 4

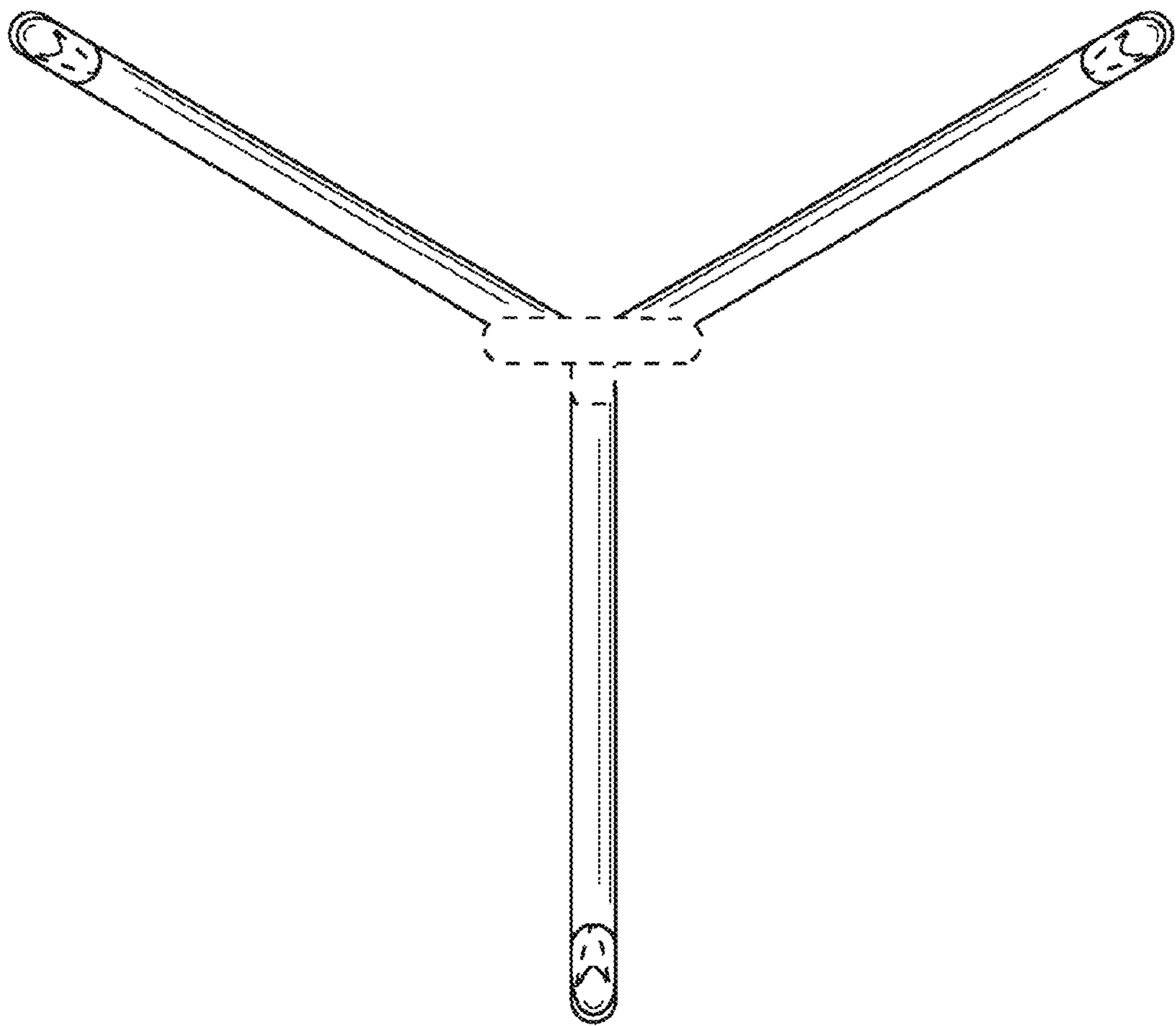


FIGURE 5

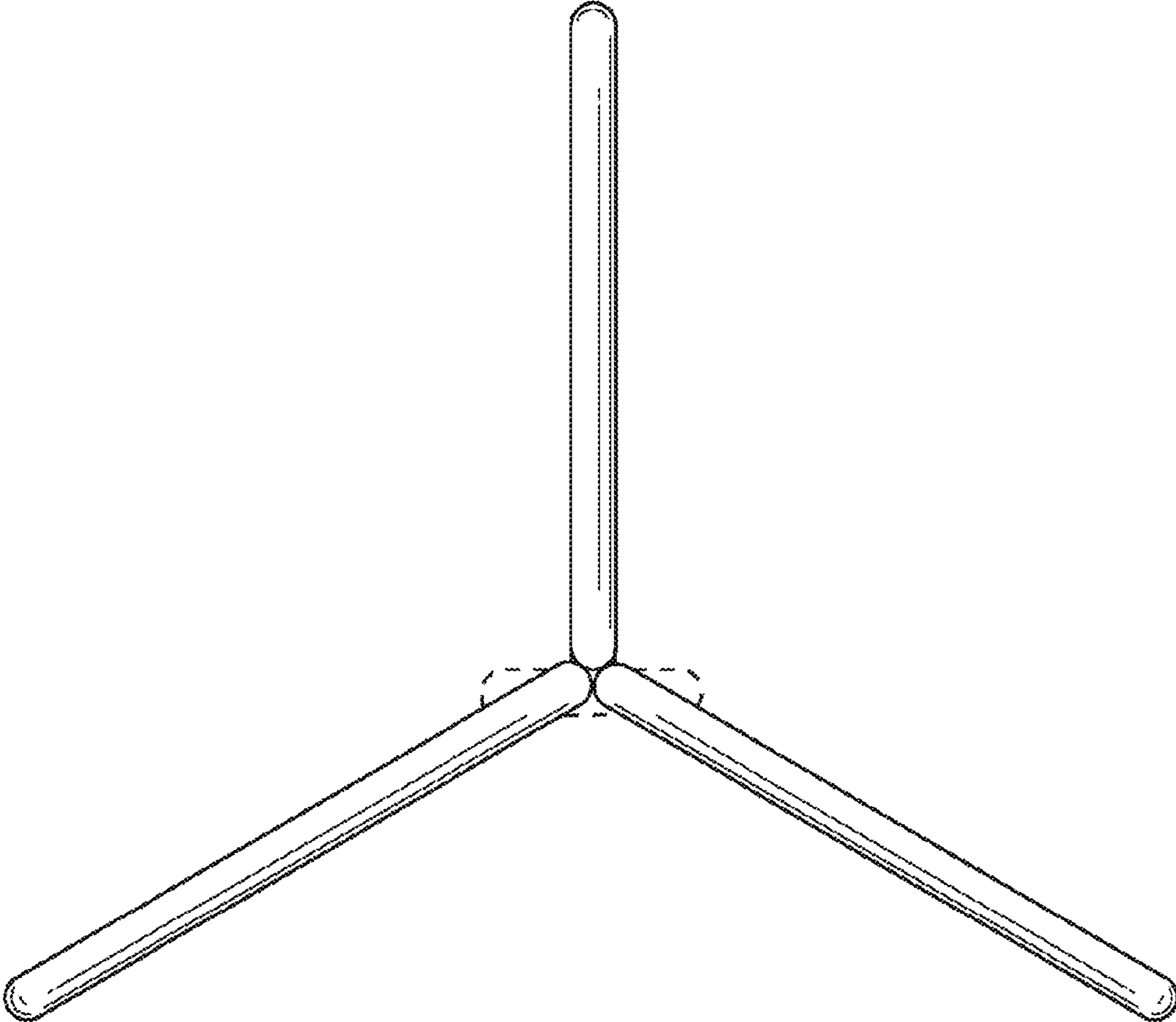


FIGURE 6