



US00D869575S

(12) **United States Design Patent** (10) **Patent No.:** **US D869,575 S**  
**Shi** (45) **Date of Patent:** **\*\* Dec. 10, 2019**

(54) **FLYING HORSE**  
(71) Applicant: **NINGHAI FUMEI SPORTS STATIONARY ARTICLES CO., LTD**, Ningbo (CN)  
(72) Inventor: **Jingliang Shi**, Ningbo (CN)  
(73) Assignee: **NINGHAI FUMEI SPORTS STATIONARY ARTICLES CO., LTD**, Ningbo, Zhejiang Province (CN)  
(\*\*) Term: **15 Years**  
(21) Appl. No.: **29/662,221**  
(22) Filed: **Sep. 4, 2018**  
(51) **LOC (12) Cl.** ..... **21-01**  
(52) **U.S. Cl.**  
USPC ..... **D21/620**  
(58) **Field of Classification Search**  
USPC ..... D6/598; D11/158, 160-162;  
D21/576-596, 620; 446/99, 268,  
446/368-369, 376, 428, 487; 180/8.6;  
D30/160  
CPC ... A63H 3/00; A63H 3/02; A63H 3/04; A63H  
3/16; A63H 3/28; A63H 3/36; A63H  
7/06; A63H 11/00; A63H 11/10; A63H  
11/20; A63H 11/205; A63H 13/00; A63H  
33/04; A63H 33/08; A63H 33/042; A63H  
23/10  
See application file for complete search history.

D281,266 S \* 11/1985 Insetta ..... D21/620  
D282,452 S \* 2/1986 Insetta ..... D21/620  
D283,037 S \* 3/1986 Knight ..... D21/620  
4,854,908 A \* 8/1989 Shively ..... A63H 3/16  
D21/620  
5,061,217 A \* 10/1991 Miller ..... A63H 3/36  
446/390  
D408,197 S \* 4/1999 Bear ..... A63H 3/36  
D21/620  
D428,627 S \* 7/2000 Sorenson ..... A63H 3/16  
D21/620  
D472,944 S \* 4/2003 Jacobs ..... D21/620  
D680,787 S \* 4/2013 Diaz ..... D21/620  
D704,284 S \* 5/2014 Carlson ..... D21/620  
D707,310 S \* 6/2014 Carlson ..... D21/620  
D835,731 S \* 12/2018 Rub ..... D21/620

\* cited by examiner

*Primary Examiner* — Sandra L Morris  
(74) *Attorney, Agent, or Firm* — Muncy, Geissler, Olds & Lowe, P.C.

(57) **CLAIM**

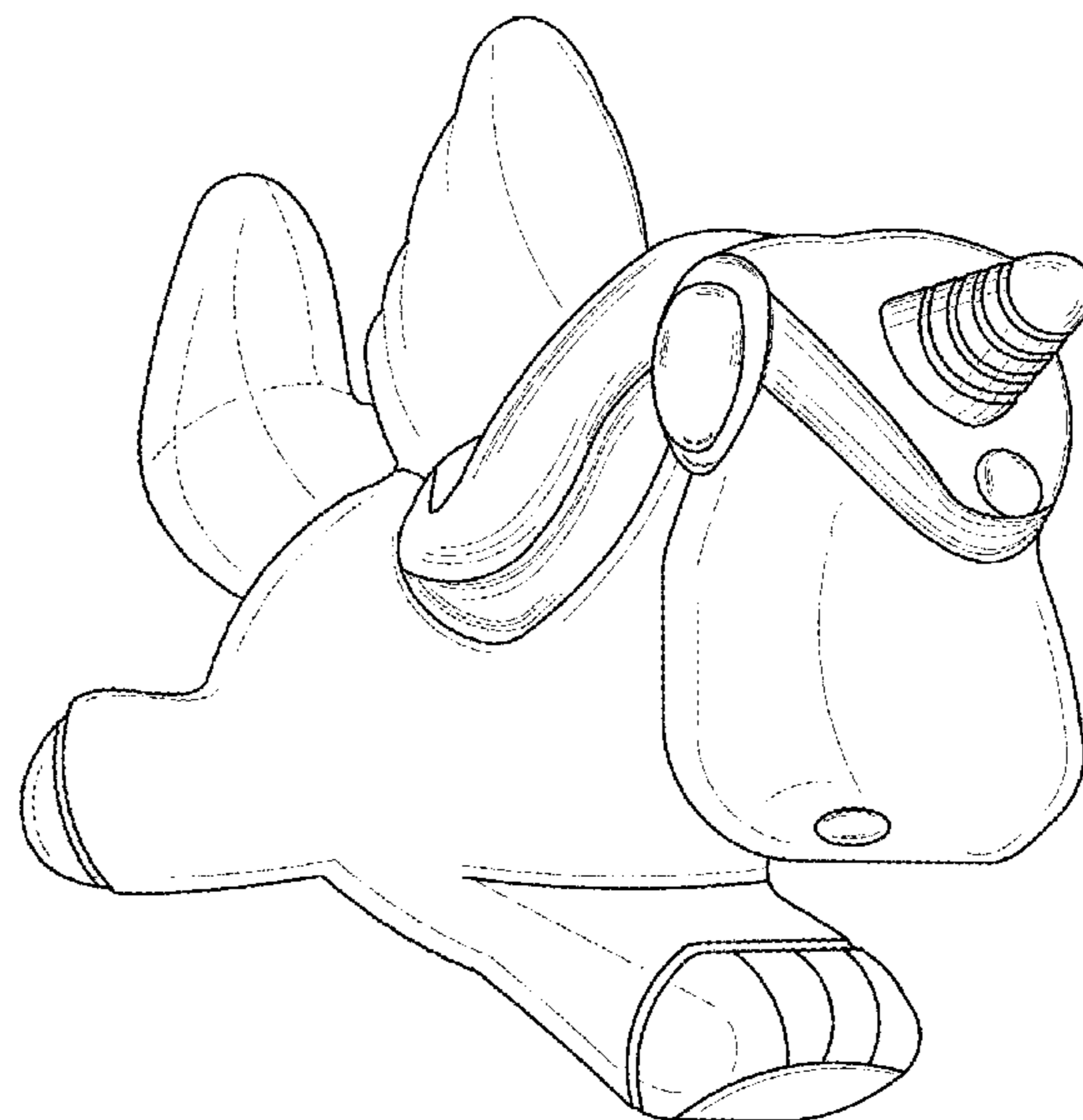
The ornamental design for a flying horse, as shown and described.

**DESCRIPTION**

FIG. 1 is a Perspective view of a flying horse showing my new design;  
FIG. 2 is a Right elevational view thereof;  
FIG. 3 is a Left elevational view thereof;  
FIG. 4 is a Top Plan side view thereof;  
FIG. 5 is a Bottom Plan side view thereof;  
FIG. 6 is a Front view thereof; and,  
FIG. 7 is a Back plan view thereof.

**1 Claim, 4 Drawing Sheets**

(56) **References Cited**  
U.S. PATENT DOCUMENTS  
D266,754 S \* 11/1982 Taylor ..... D21/620  
D280,191 S \* 8/1985 Carbajales Santa-Eulalia .....  
D21/620



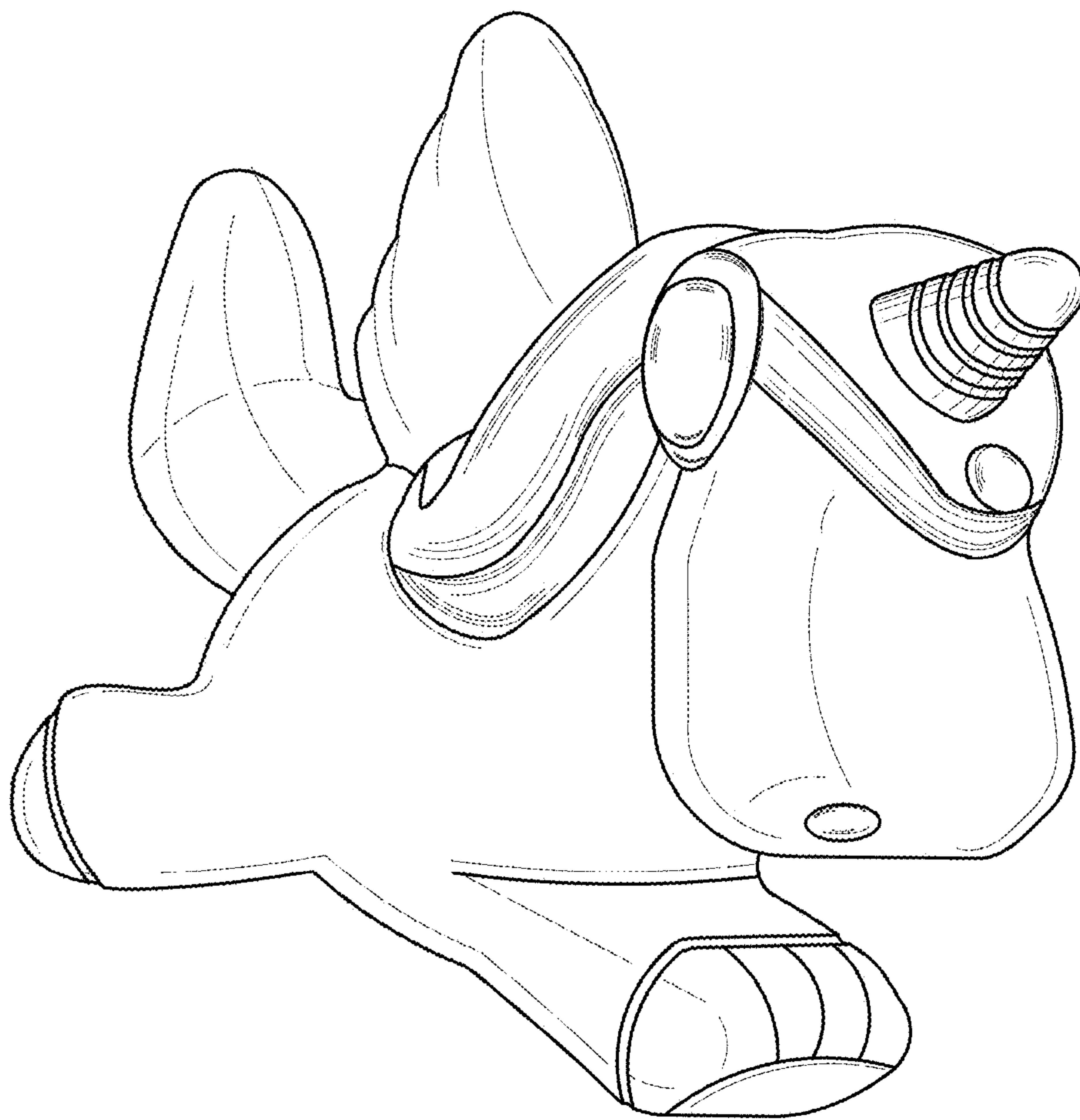


FIG. 1

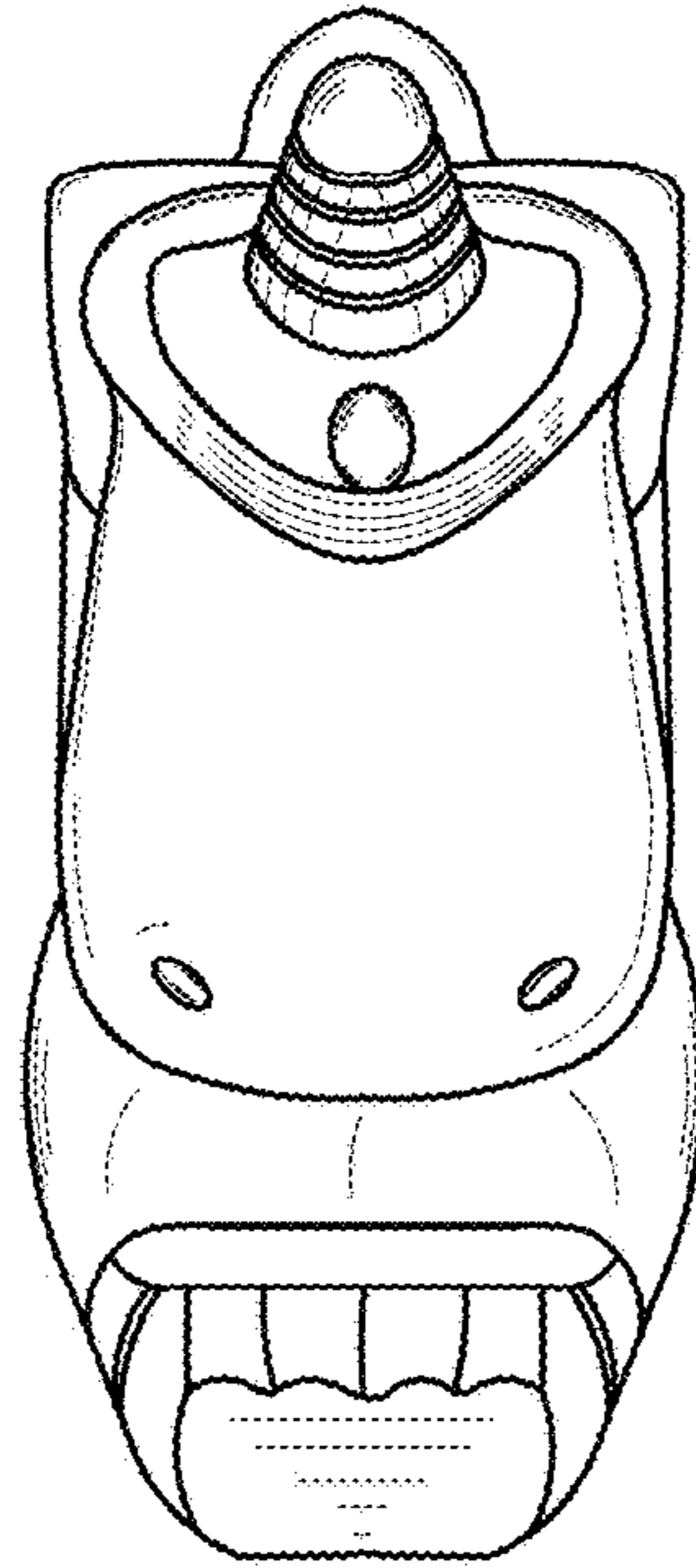


FIG. 2

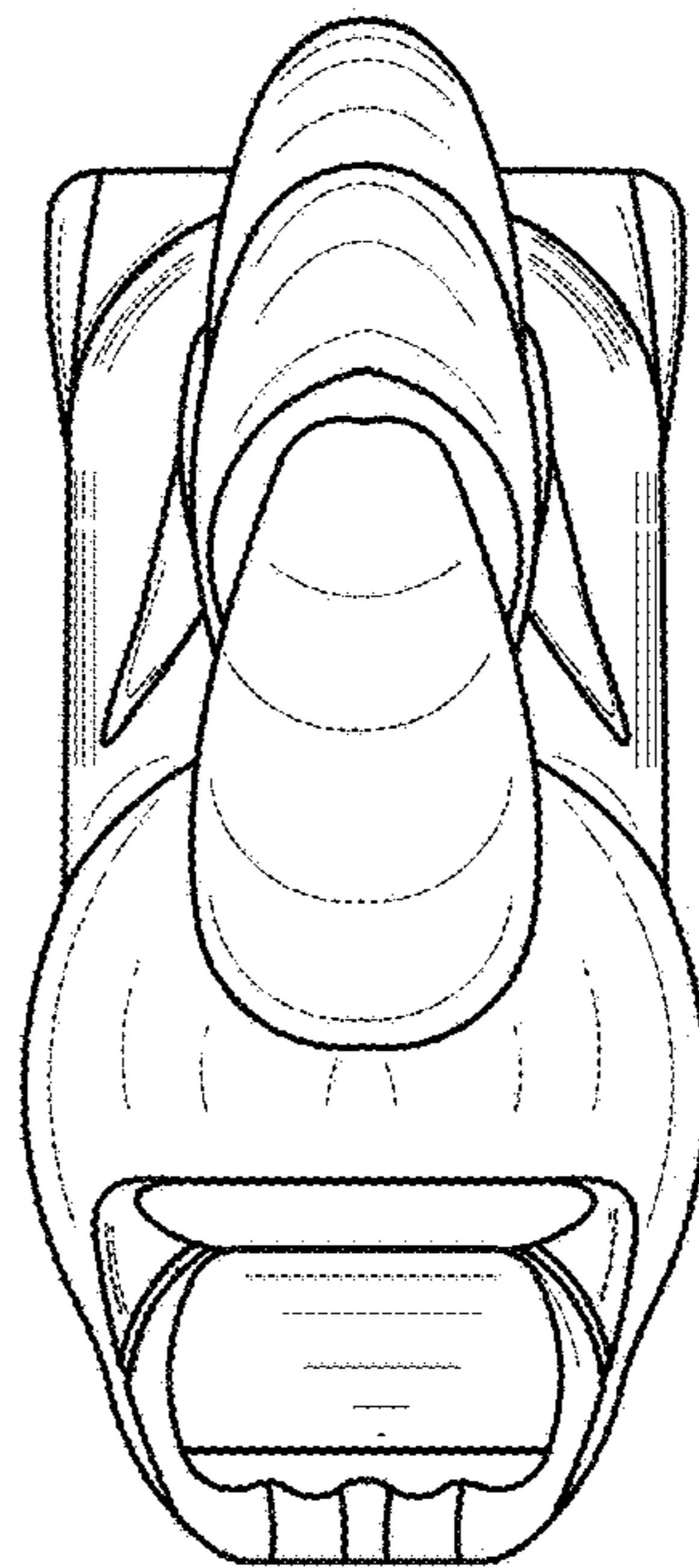


FIG. 3

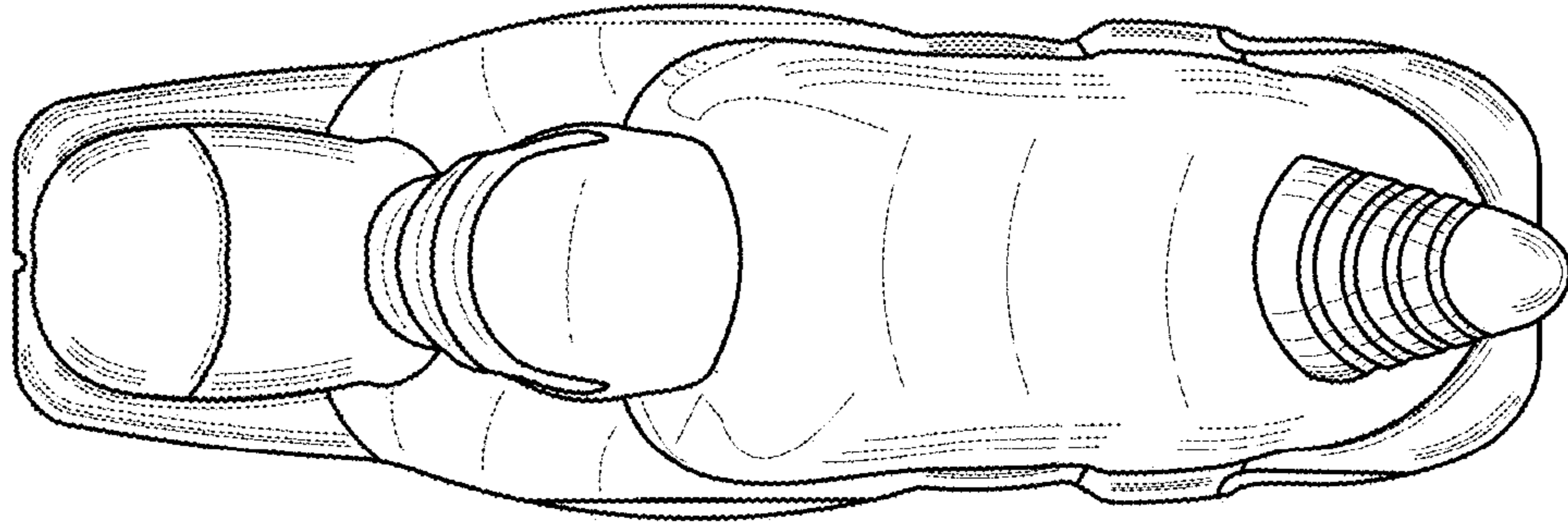


FIG. 4

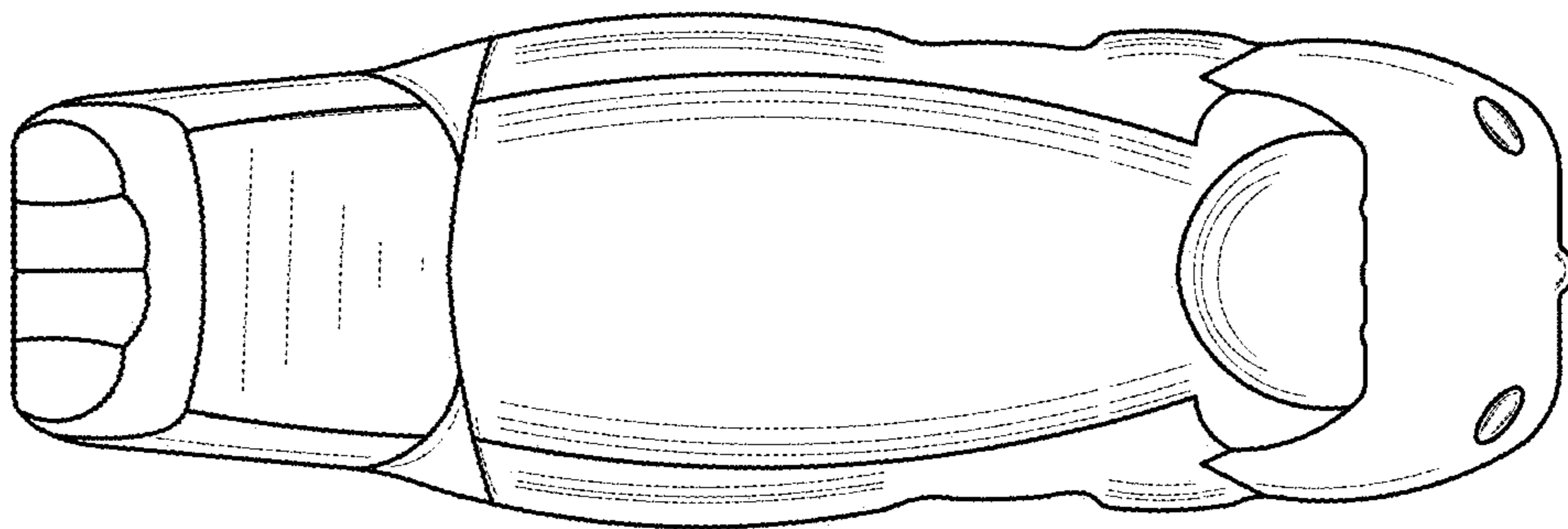


FIG. 5

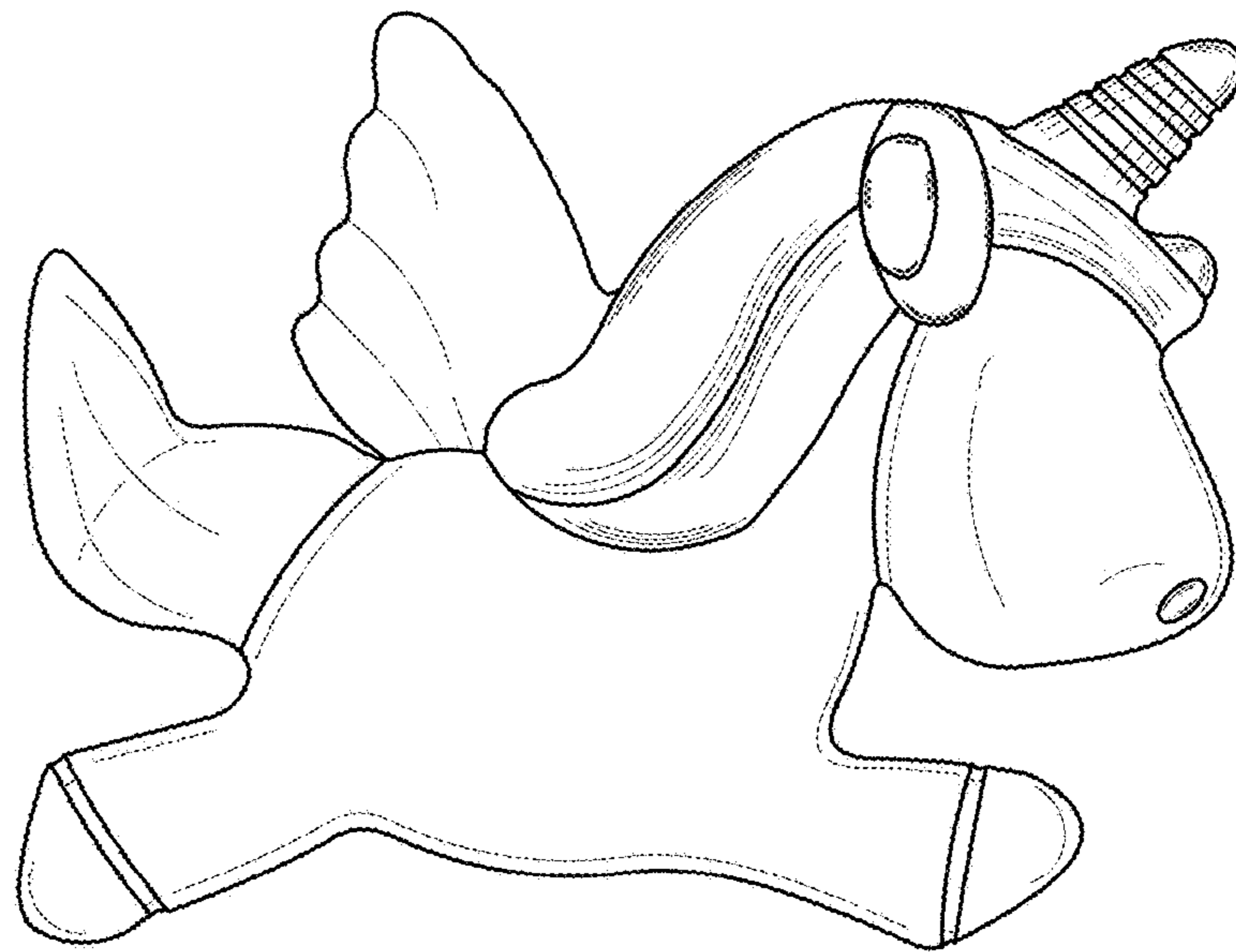


FIG. 6

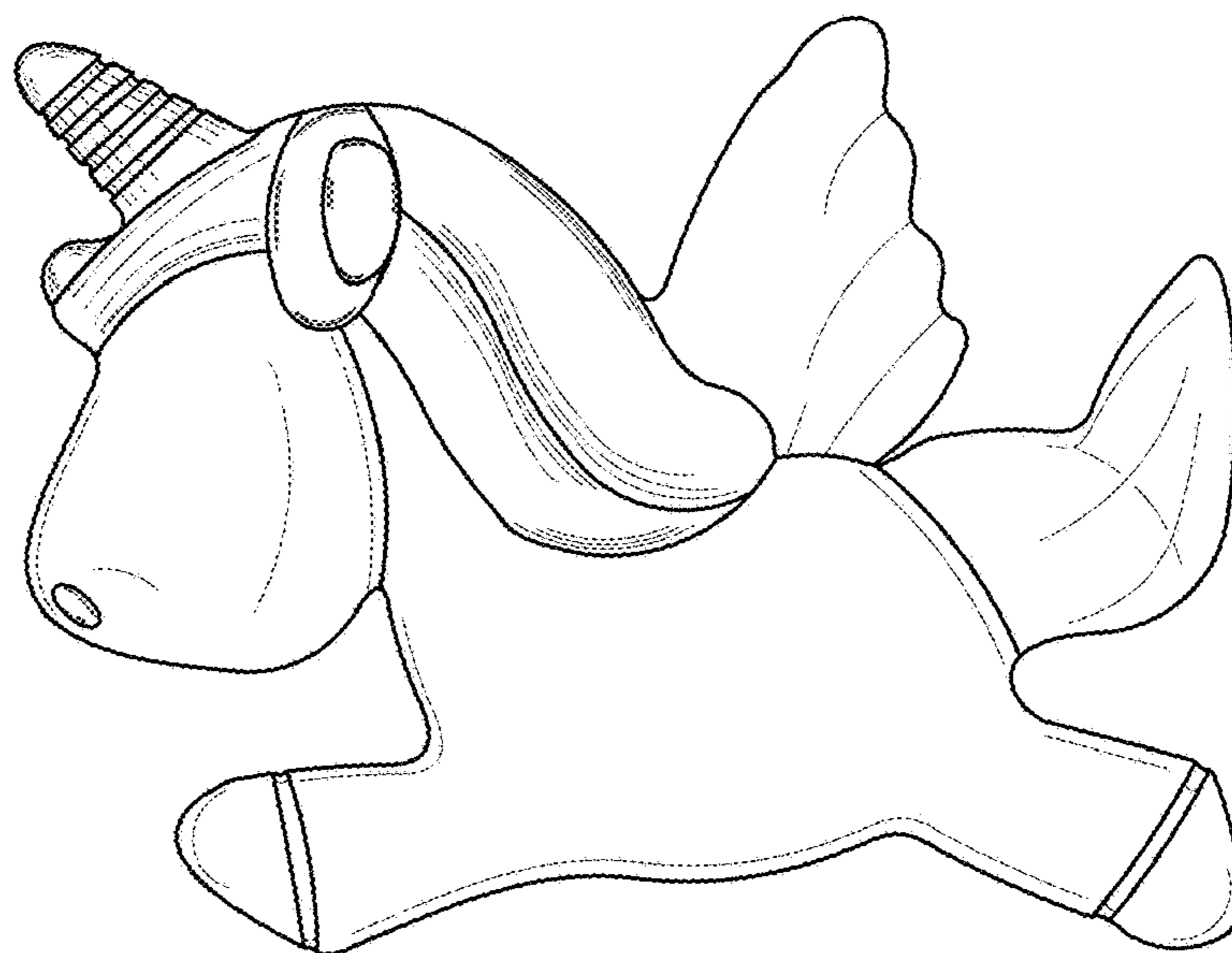


FIG. 7