



US00D869521S

(12) **United States Design Patent** (10) **Patent No.:** **US D869,521 S**
Lee et al. (45) **Date of Patent:** **** Dec. 10, 2019**

(54) **REFRIGERATOR**
 (71) Applicant: **SAMSUNG ELECTRONICS CO., LTD.**, Suwon-si, Gyeonggi-do (KR)
 (72) Inventors: **Jae-Moon Lee**, Seoul (KR); **Jun-Hyeok Choi**, Seongnam-si (KR); **Yoon-Joo Kwon**, Seoul (KR); **Sun-Min Lee**, Seoul (KR)
 (73) Assignee: **SAMSUNG ELECTRONICS CO., LTD.**, Gyeonggi-Do (KR)

(**) Term: **15 Years**
 (21) Appl. No.: **29/649,995**
 (22) Filed: **Jun. 4, 2018**

(30) **Foreign Application Priority Data**
 Jan. 16, 2018 (KR) 30-2018-0002491
 (51) **LOC (12) Cl.** **15-07**
 (52) **U.S. Cl.**
 USPC **D15/91**
 (58) **Field of Classification Search**
 USPC D15/79-91
 CPC F25D 25/025; F25D 23/028; F25D 2323/024; F25D 23/00; F25D 23/02; F25D 2323/021; F25D 23/065; F25D 11/00; F25D 2201/14; F25D 23/021; F25D 23/025; F25D 23/04; F25D 27/00; F25D 23/062; F25D 23/067; F25D 2400/18; F25D 23/08; F25D 23/085; F25D 2500/02; F25D 25/00; F25D 25/005; F25D 25/022; F25D 25/024; F25D 17/047; F25D 2317/041; F25D 2317/04131; F25D 2317/043; F25D 2317/0664; F25D 2321/147; F25D 2323/147; F25D 2323/02; F25D 2323/023
 See application file for complete search history.

(56) **References Cited**
 U.S. PATENT DOCUMENTS
 D730,956 S * 6/2015 You D15/91
 D759,132 S * 6/2016 Kwon D15/91
 D761,336 S * 7/2016 Lee D15/91
 D775,675 S * 1/2017 Kim D15/91
 D780,815 S * 3/2017 Seo D15/91
 D783,689 S * 4/2017 Kim D15/91
 D783,690 S * 4/2017 Lee D15/91
 D829,246 S * 9/2018 Ammerman D15/89
 D843,422 S * 3/2019 Choi D15/91

FOREIGN PATENT DOCUMENTS
 DM 088873 11/2015
 KR 300605963 S 7/2011
 KR 300676469 S 1/2013
 KR 300765008 S 10/2014
 KR 300766626 S 10/2014

* cited by examiner
Primary Examiner — Khawaja Anwar
 (74) *Attorney, Agent, or Firm* — Cantor Colburn LLP

(57) **CLAIM**
 The ornamental design for a refrigerator, as shown and described.

DESCRIPTION
 FIG. 1 is a perspective view of a refrigerator, showing our design;
 FIG. 2 is a front view thereof;
 FIG. 3 is a rear view thereof;
 FIG. 4 is a side view thereof;
 FIG. 5 is another side view thereof;
 FIG. 6 is a top view thereof; and,
 FIG. 7 is a bottom view thereof.
 The broken lines illustrating portions of the refrigerator form no part of the claimed design.

1 Claim, 7 Drawing Sheets

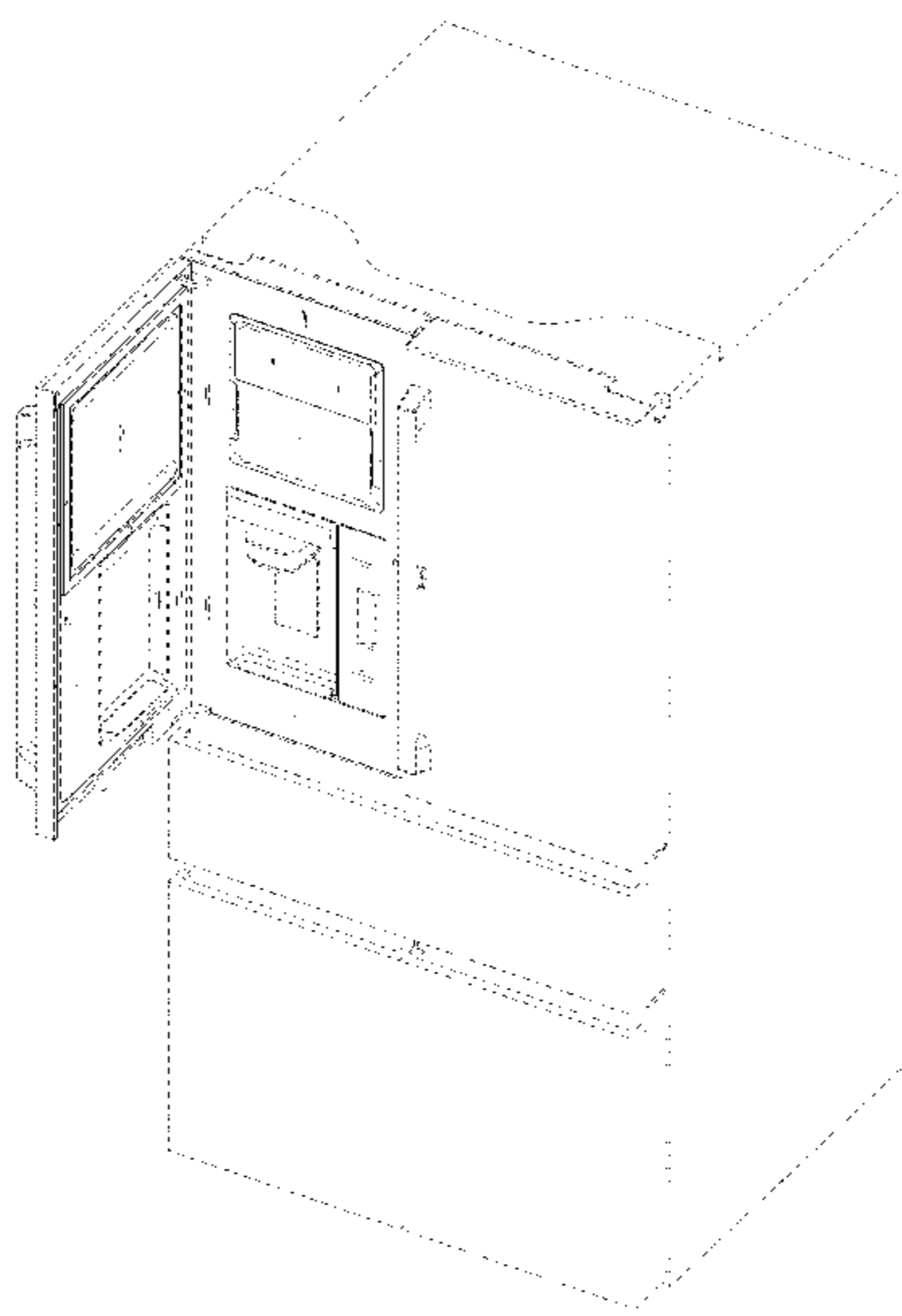


FIG. 1

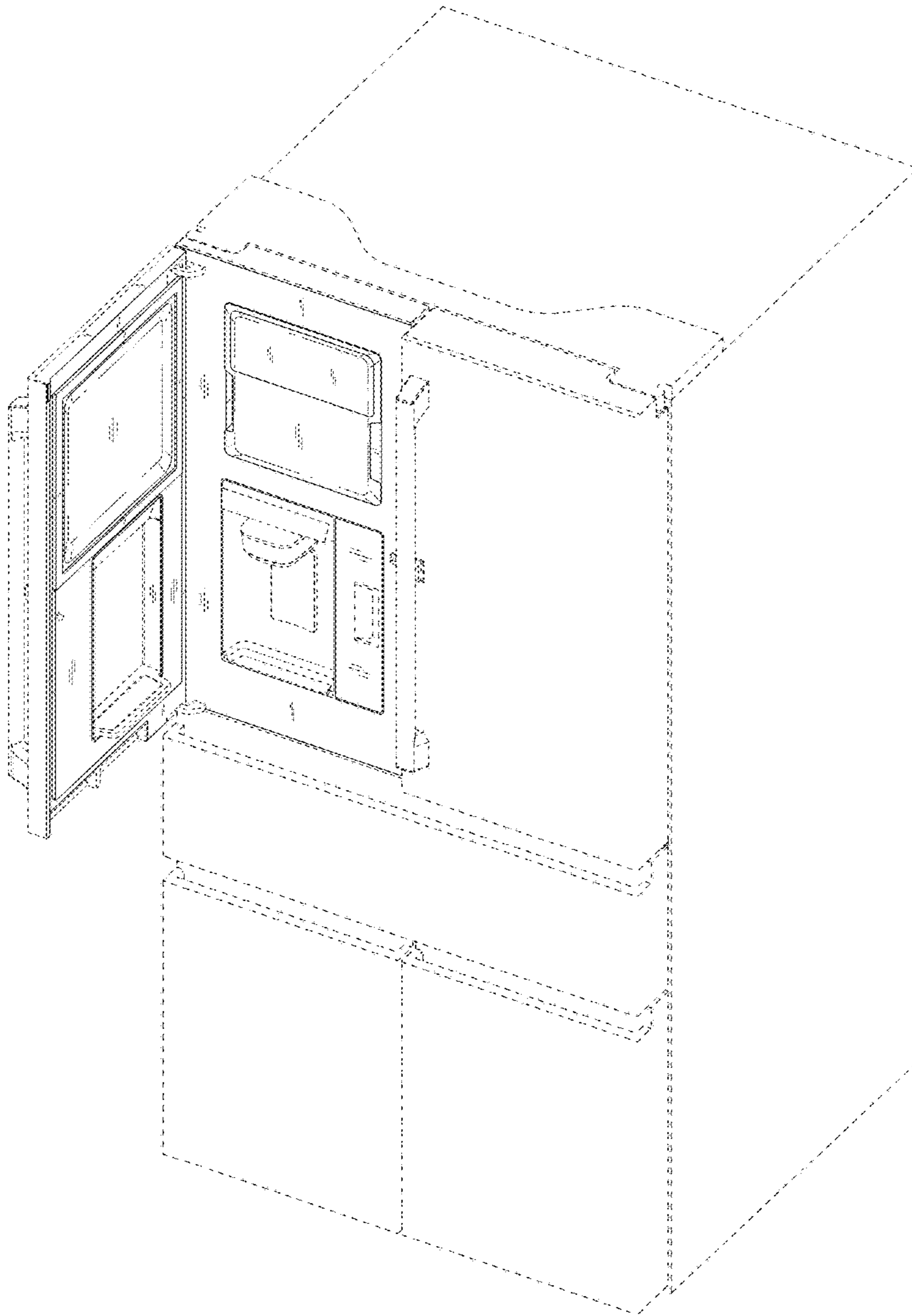


FIG. 2

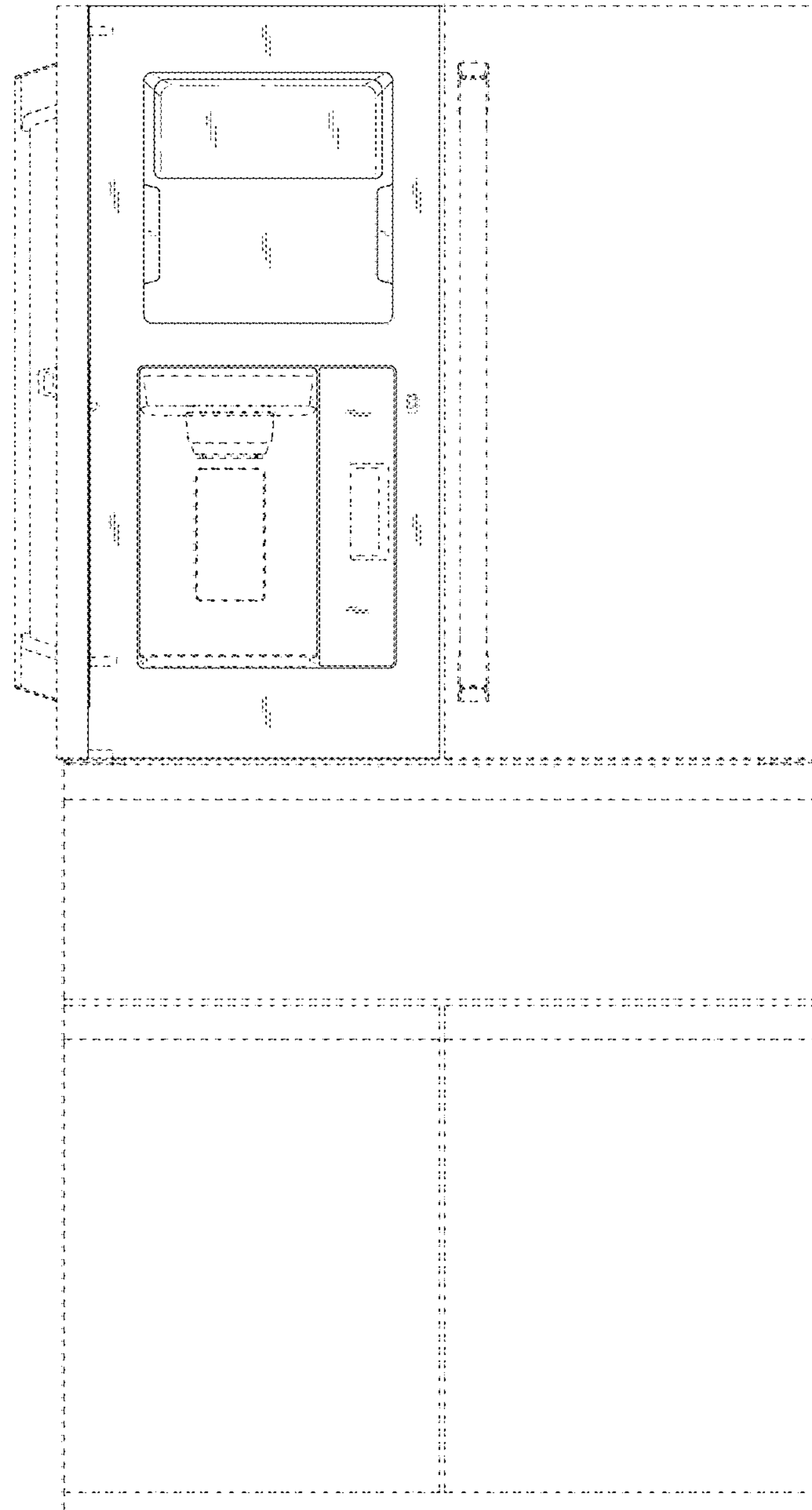


FIG. 3




FIG. 4

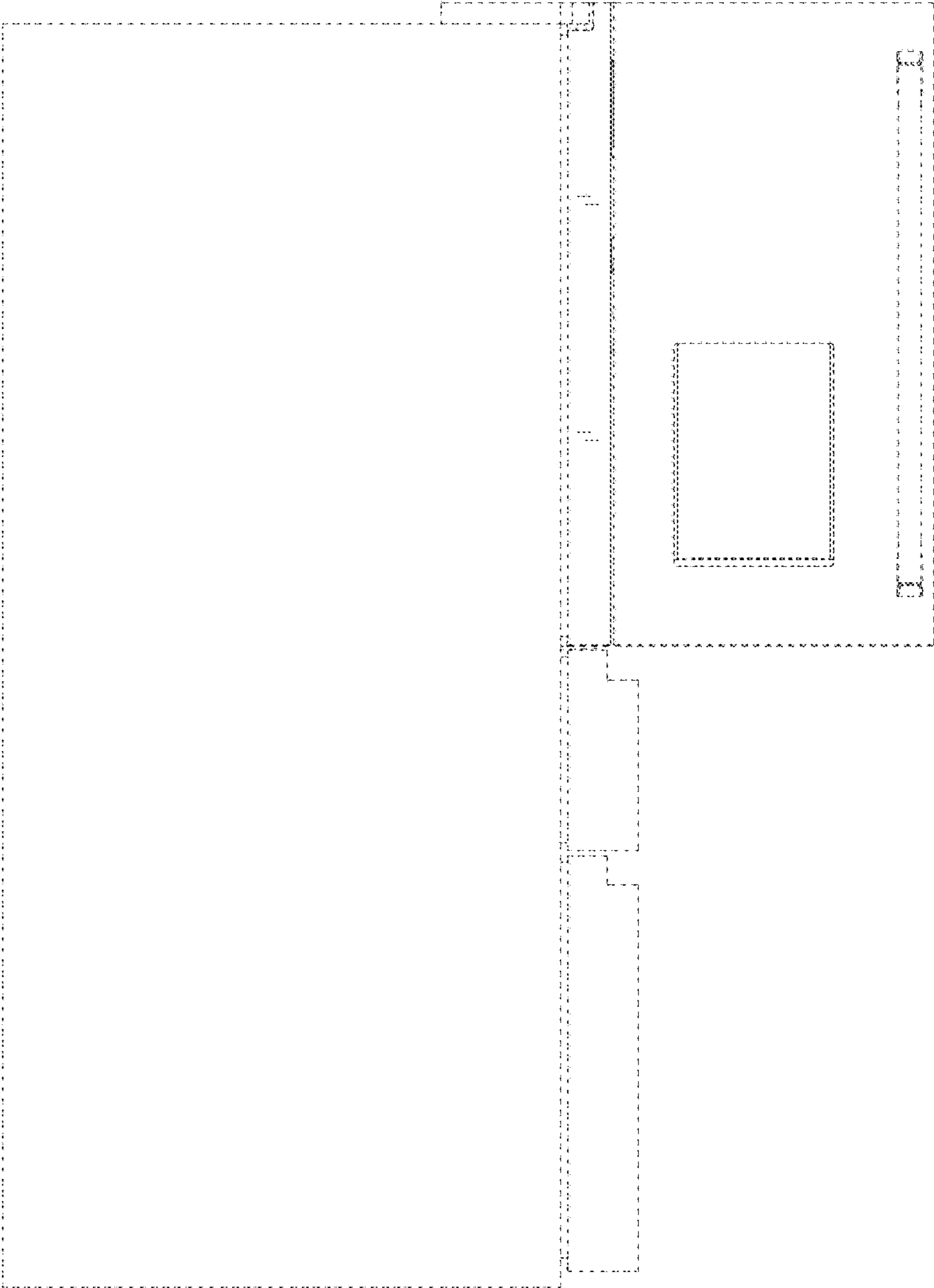


FIG. 5

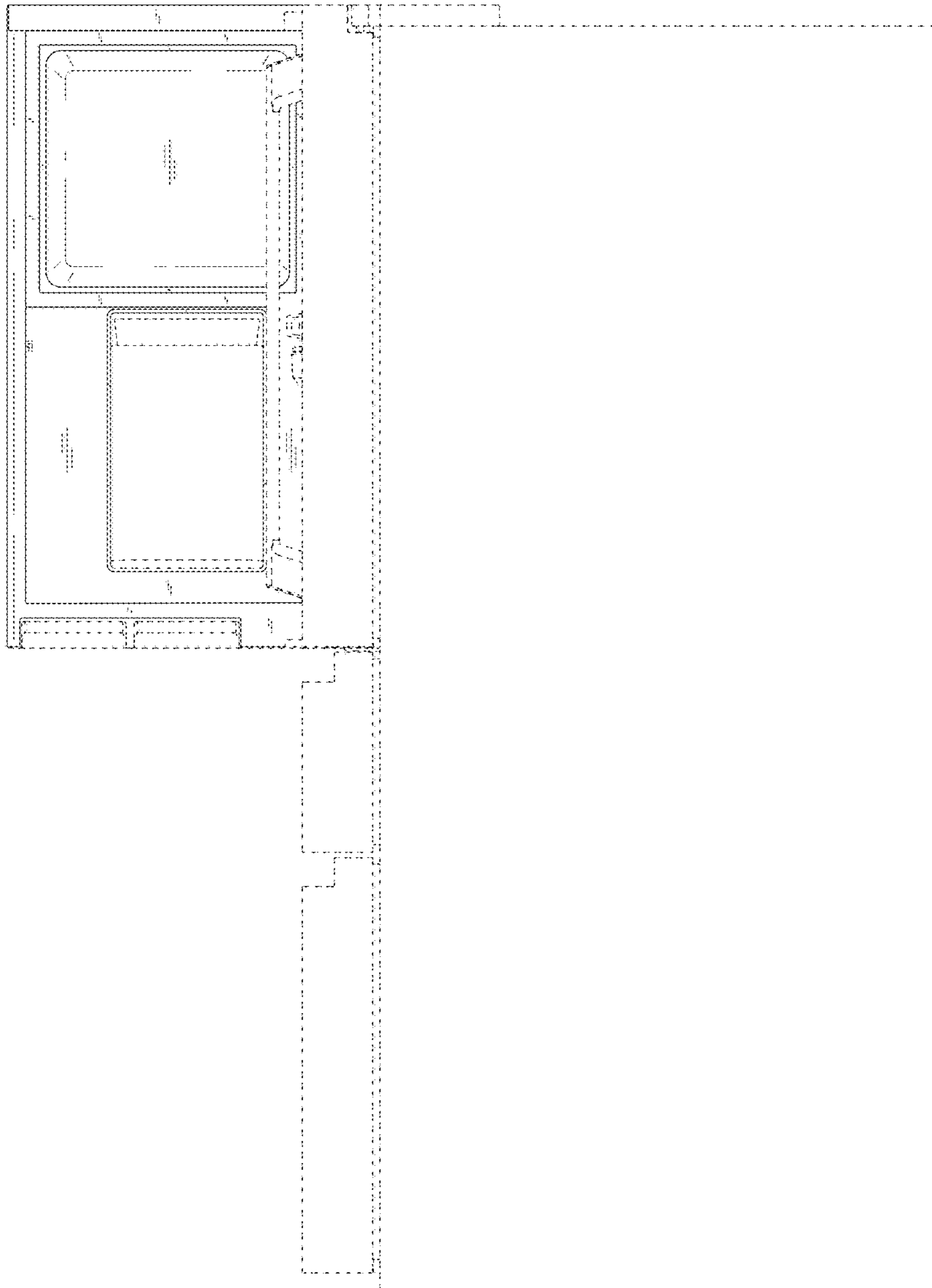


FIG. 6

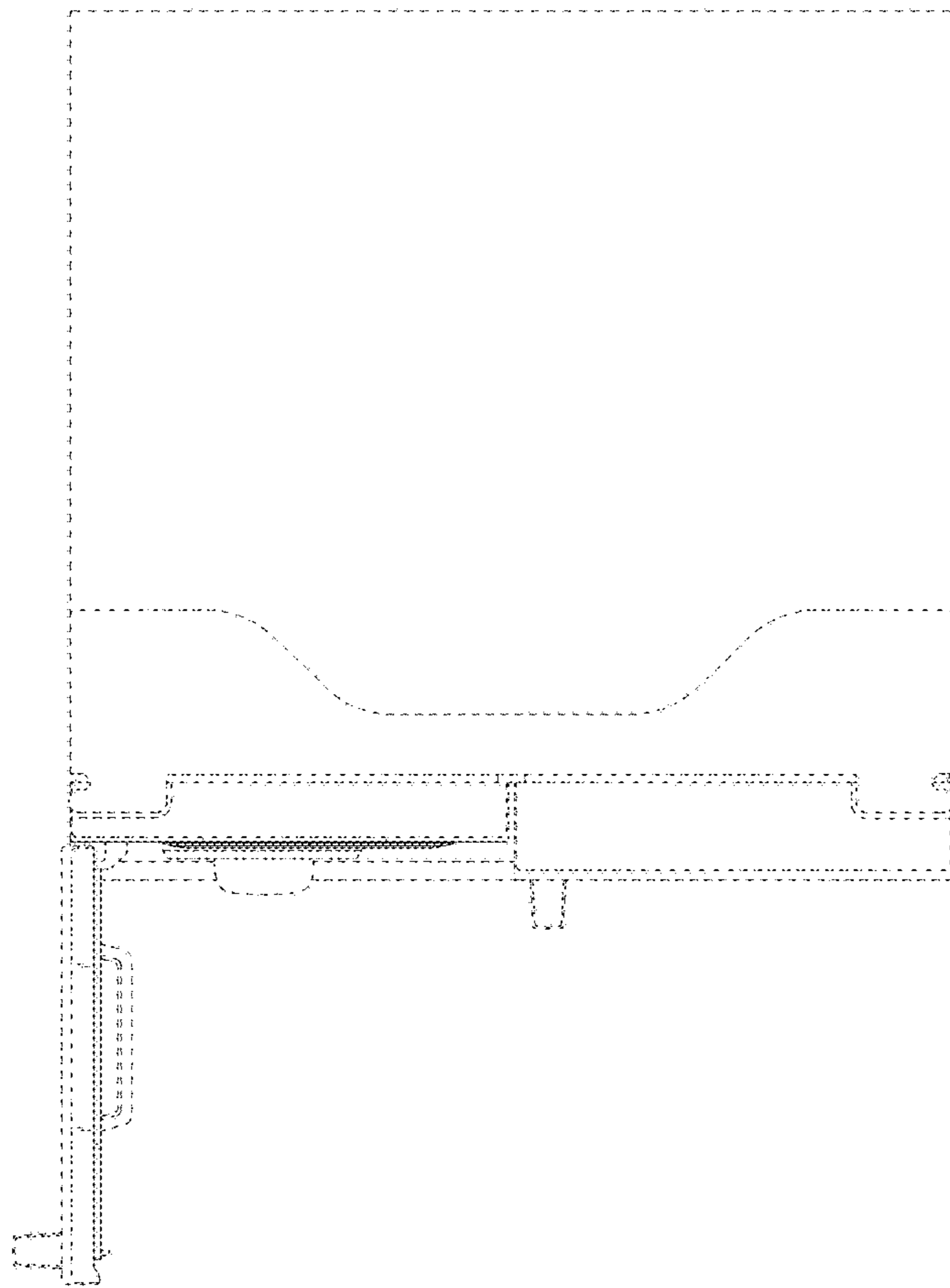


FIG. 7

