



US00D869518S

(12) **United States Design Patent** (10) **Patent No.:** **US D869,518 S**
Lee et al. (45) **Date of Patent:** **** Dec. 10, 2019**

(54) **REFRIGERATOR**

(71) Applicant: **SAMSUNG ELECTRONICS CO., LTD.**, Suwon-si, Gyeonggi-do (KR)

(72) Inventors: **Jae-Moon Lee**, Seoul (KR);
Jun-Hyeok Choi, Seongnam-si (KR)

(73) Assignee: **SAMSUNG ELECTRONICS CO., LTD.**, Gyeonggi-Do (KR)

(**) Term: **15 Years**

(21) Appl. No.: **29/649,987**

(22) Filed: **Jun. 4, 2018**

(30) **Foreign Application Priority Data**

Dec. 22, 2017 (KR) 30-2017-0061248

(51) **LOC (12) Cl.** **15-07**

(52) **U.S. Cl.**
USPC **D15/85**

(58) **Field of Classification Search**
USPC D15/79-91
CPC F25D 25/025; F25D 23/028; F25D 2323/024; F25D 23/00; F25D 23/02; F25D 2323/021; F25D 23/065; F25D 11/00; F25D 2201/14; F25D 23/021; F25D 23/025; F25D 23/04; F25D 27/00; F25D 23/062; F25D 23/067; F25D 2400/18; F25D 23/08; F25D 23/085; F25D 2500/02; F25D 25/00; F25D 25/005; F25D 25/022; F25D 25/024; F25D 17/047; F25D 2317/01; F25D 2317/04131; F25D 2317/043; F25D 2317/0664; F25D 2321/147; F25D 2323/02; F25D 2323/023

See application file for complete search history.

(56) **References Cited**

U.S. PATENT DOCUMENTS

D681,695	S	*	5/2013	Lee	D15/86
D684,609	S	*	6/2013	Seo	D15/86
D692,033	S	*	10/2013	Choi	D15/86
D724,113	S	*	3/2015	Seo	D15/85
D742,431	S	*	11/2015	Seo	D15/86
D761,333	S	*	7/2016	Lee	D15/86
D768,735	S	*	10/2016	Choi	D15/89
D786,317	S	*	5/2017	Kim et al.	
D814,533	S	*	4/2018	Kim	D15/85
D850,498	S	*	6/2019	Kim	D15/86

FOREIGN PATENT DOCUMENTS

CN	302430906	S	5/2013
CN	303579460	S	2/2016
CN	304270897	S	9/2017
JP	D1541999	S	1/2017

* cited by examiner

Primary Examiner — Khawaja Anwar

(74) *Attorney, Agent, or Firm* — Cantor Colburn LLP

(57) **CLAIM**

The ornamental design for a refrigerator, as shown and described.

DESCRIPTION

FIG. 1 is a perspective view of a refrigerator, showing our design;
FIG. 2 is a front view thereof;
FIG. 3 is a rear view thereof;
FIG. 4 is a side view thereof;
FIG. 5 is another side view thereof;
FIG. 6 is a top view thereof; and,
FIG. 7 is a bottom view thereof.
The broken lines illustrating portions of the refrigerator form no part of the claimed design.

1 Claim, 7 Drawing Sheets

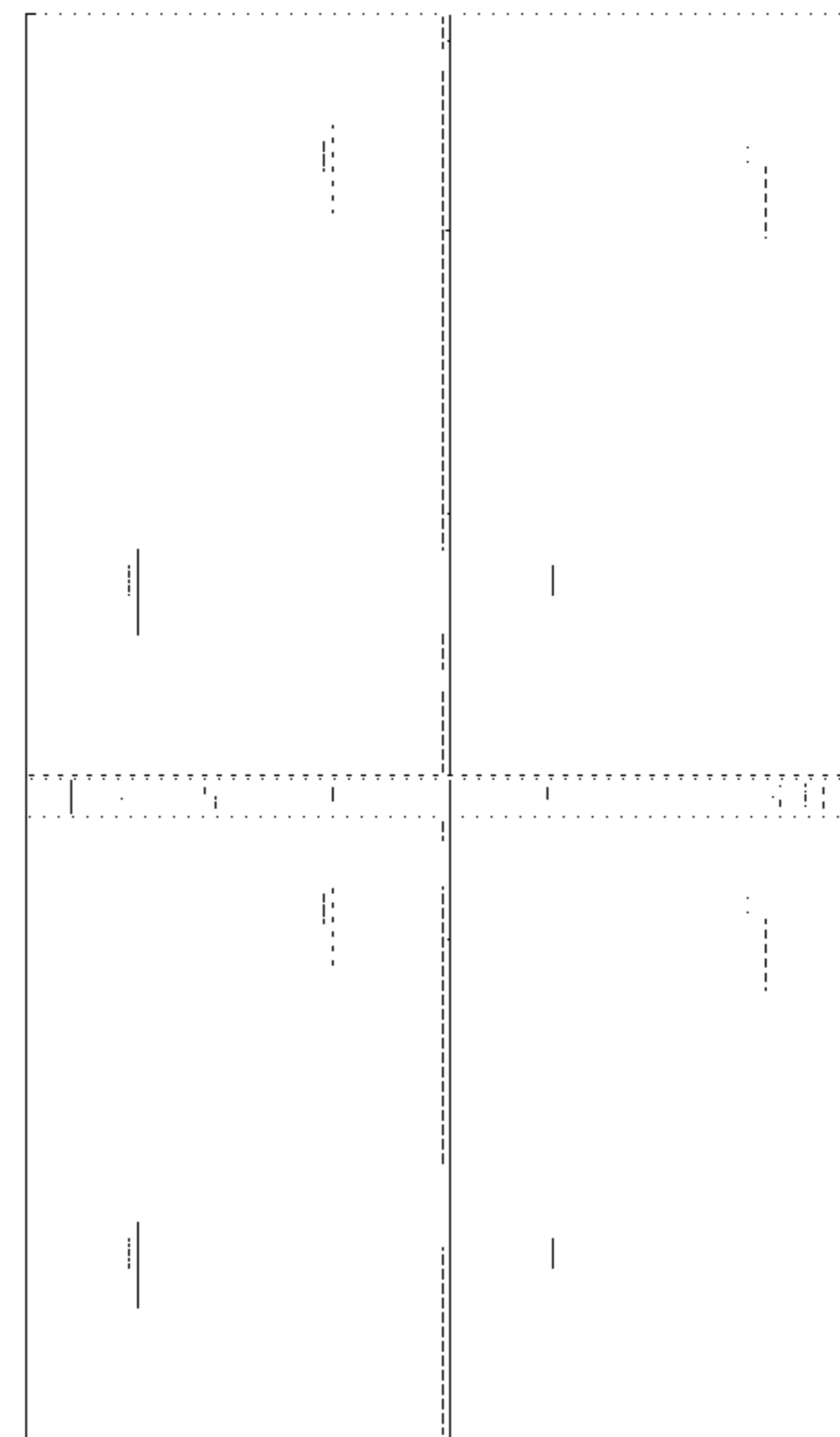
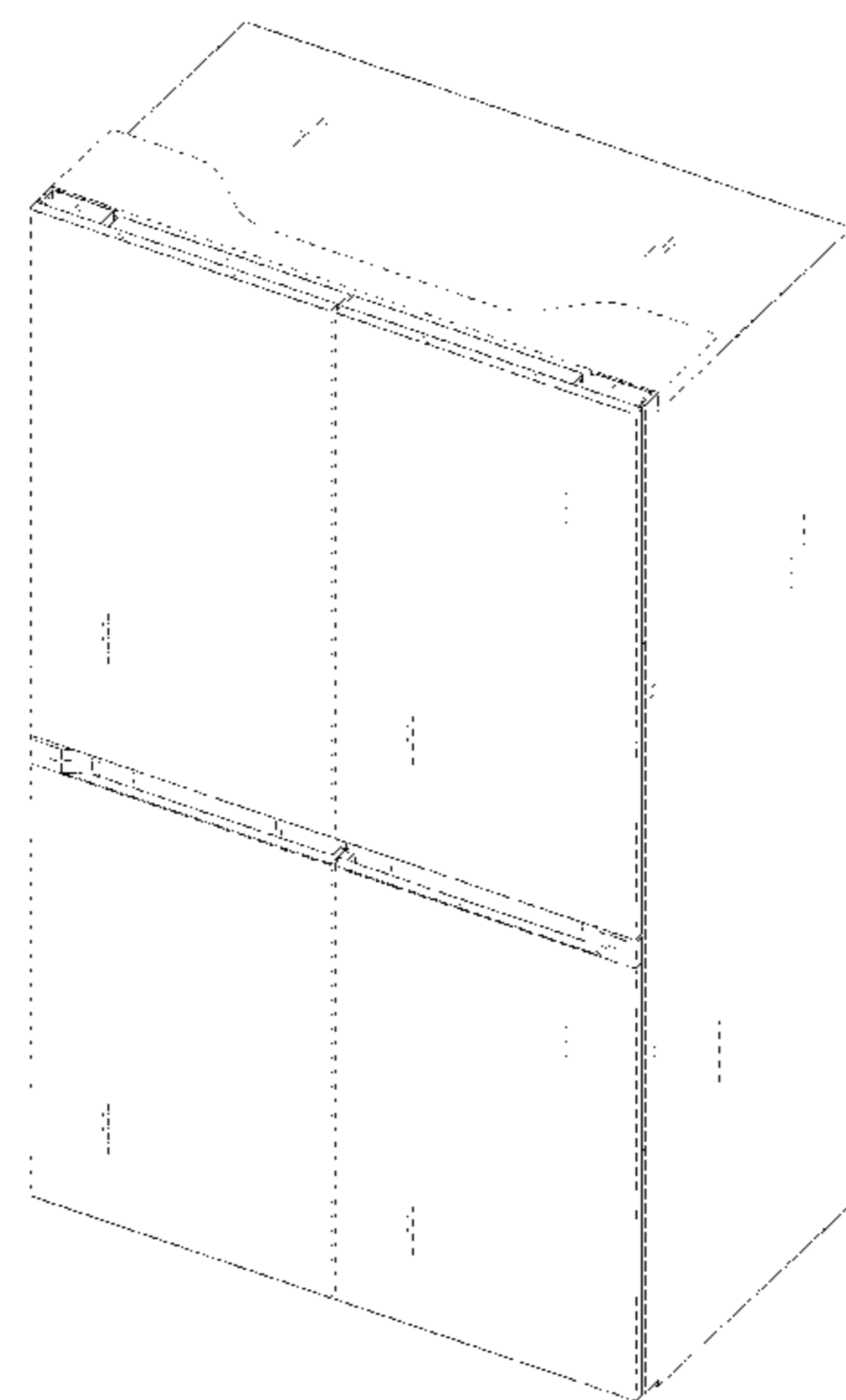


FIG. 1

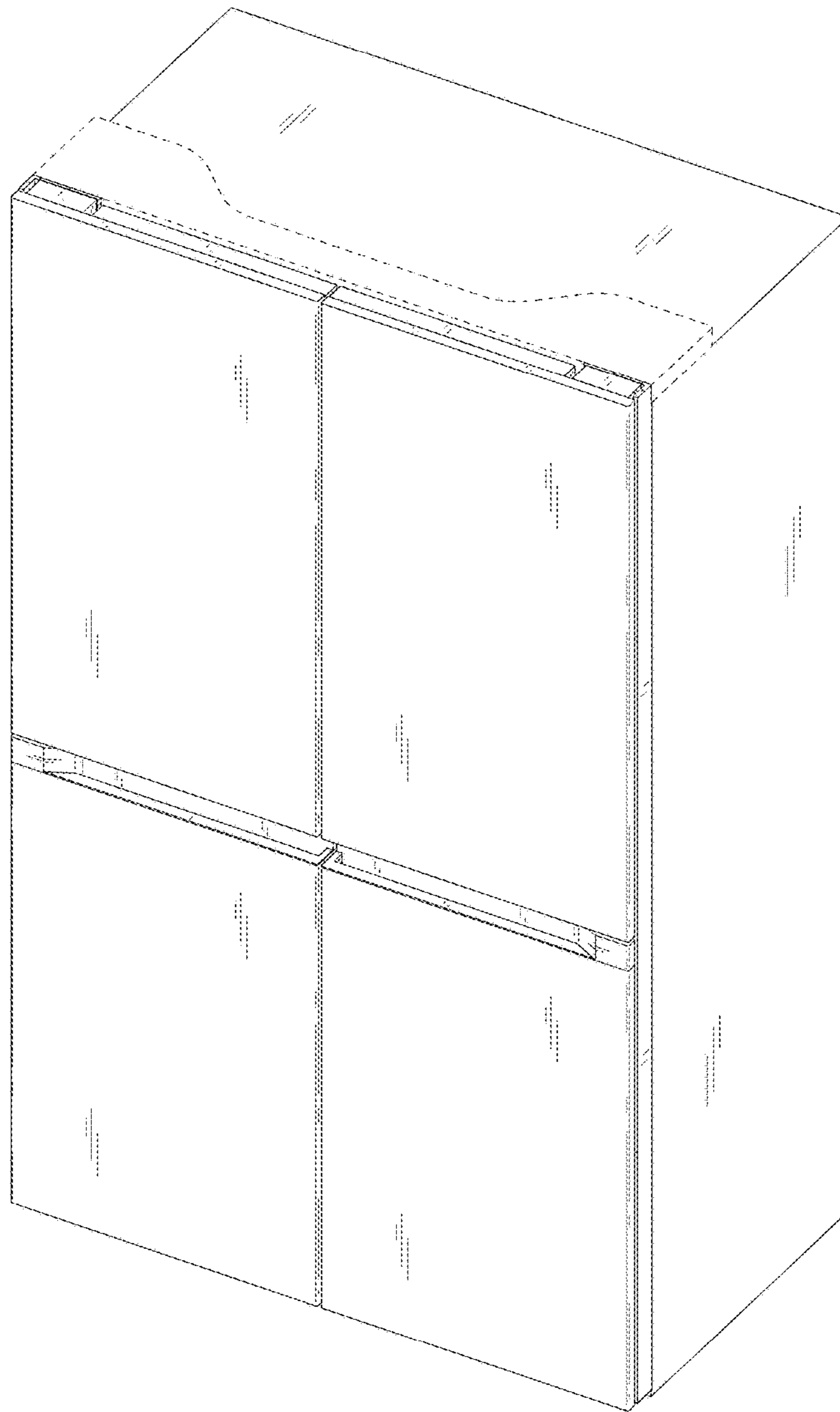


FIG. 2

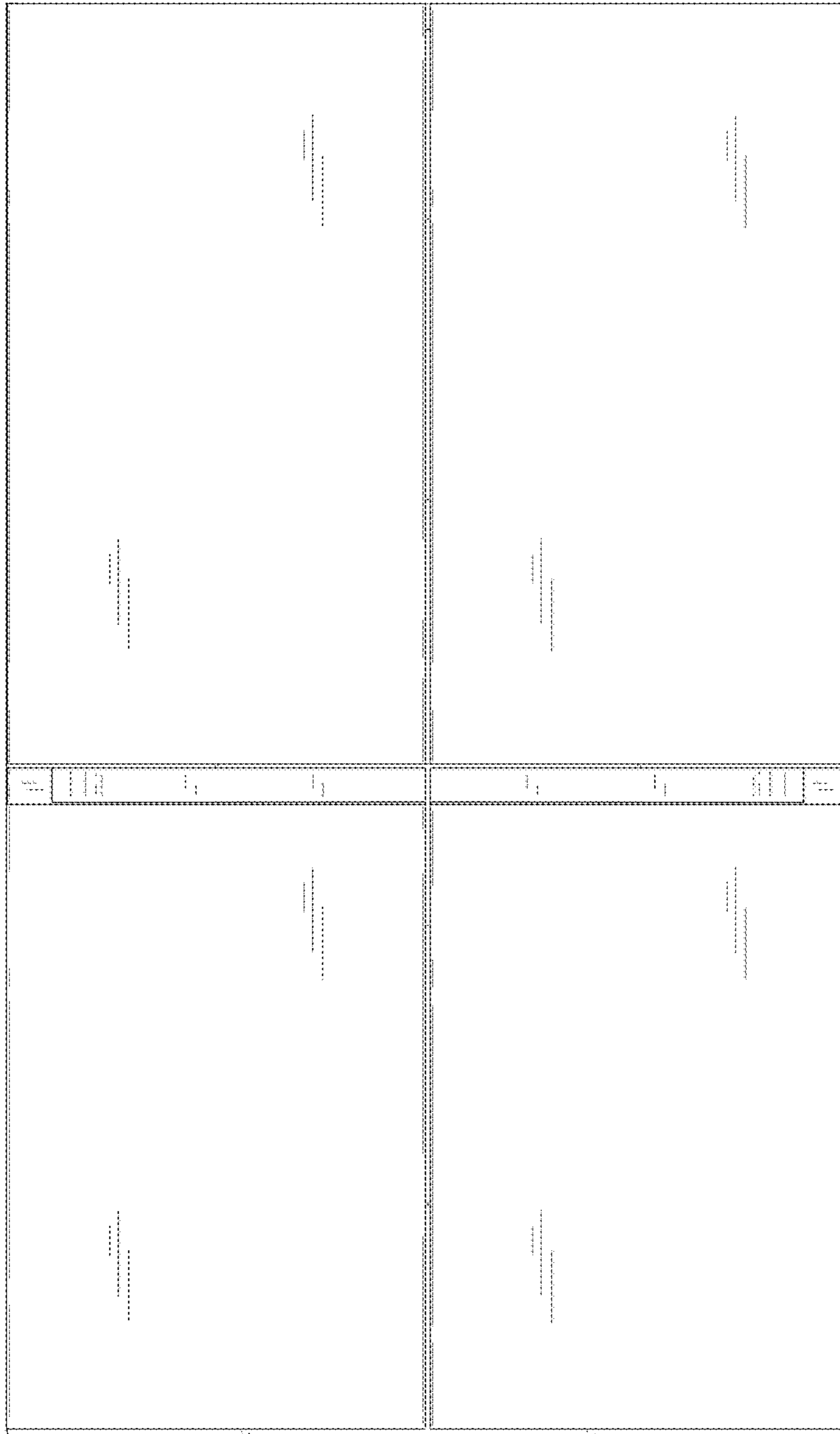


FIG. 3




FIG. 4




FIG. 5




FIG. 6

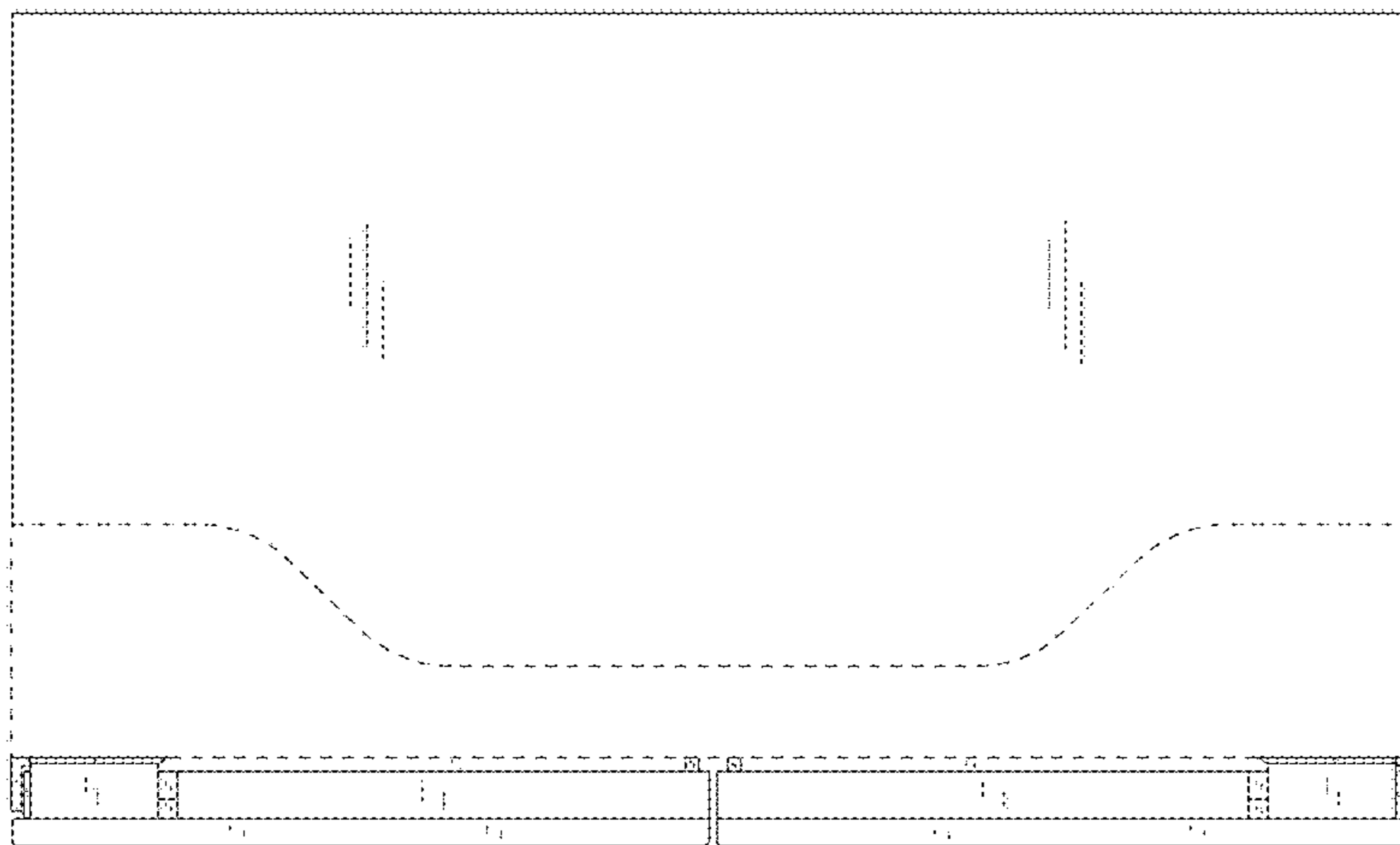


FIG. 7

