



US00D869513S

(12) **United States Design Patent** (10) **Patent No.:** **US D869,513 S**  
**Cordes** (45) **Date of Patent:** **\*\* Dec. 10, 2019**

(54) **HANDLE FOR MOUNTING AND DISMOUNTING RIDING LAWNMOWER**

(71) Applicant: **Myron Cordes**, Fargo, ND (US)

(72) Inventor: **Myron Cordes**, Fargo, ND (US)

(\*\*) Term: **15 Years**

(21) Appl. No.: **29/663,524**

(22) Filed: **Sep. 17, 2018**

(51) **LOC (12) Cl.** ..... **15-03**

(52) **U.S. Cl.**  
USPC ..... **D15/17; D15/28**

(58) **Field of Classification Search**  
USPC ..... D15/17, 18, 28; D12/178; 16/111 A,  
16/110.1, 426, 421, 429; 296/1.02;  
280/727  
CPC ..... A01D 34/001; A01D 34/64; A01D 34/82;  
A01D 34/824; B60N 3/02; B60N 3/026;  
Y10T 16/466; Y10T 16/44; Y10T 16/473;  
Y10T 16/4713  
See application file for complete search history.

(56) **References Cited**

U.S. PATENT DOCUMENTS

D173,976 S *	2/1955	Butler	.....	D15/18
D175,540 S *	9/1955	Ertsgaard et al.	.....	D15/18
D176,179 S *	11/1955	Ertsgaard et al.	.....	D15/18
D183,024 S *	6/1958	Schultz	.....	D15/18
2,868,034 A *	1/1959	Cole	.....	A01D 34/62 74/487
D193,626 S *	9/1962	Rech	.....	D15/18
3,130,444 A *	4/1964	Stollsteimer	.....	A01D 34/824 16/437
D207,230 S *	3/1967	Stewart	.....	D15/18
D215,111 S *	9/1969	Gobin et al.	.....	D15/18
3,514,931 A *	6/1970	Solheim	.....	A01D 43/0631 56/255

D232,651 S *	9/1974	Fernandez et al.	.....	D15/18
D241,568 S *	9/1976	Herzog	.....	D32/34
D258,228 S *	2/1981	Rumbaugh	.....	D15/18
4,626,016 A *	12/1986	Bergsten	.....	B60N 3/02 105/354
D295,865 S *	5/1988	Rosenblad	.....	D15/18
D436,364 S *	1/2001	Carter	.....	D15/17
D616,904 S *	6/2010	Armstrong	.....	D15/17
D661,320 S *	6/2012	Armstrong	.....	D15/17
8,251,423 B1 *	8/2012	Lingle	.....	B60R 3/00 296/1.02
D685,395 S *	7/2013	Sperfslage	.....	D15/28
D700,630 S *	3/2014	Davis	.....	D15/17
8,794,660 B1 *	8/2014	Stover	.....	A01D 34/64 280/727
9,022,445 B1 *	5/2015	Duderstadt	.....	B60N 3/023 296/1.02
2009/0322052 A1 *	12/2009	Ruehl	.....	B60R 3/00 280/166

(Continued)

*Primary Examiner* — Mark A Goodwin

(74) *Attorney, Agent, or Firm* — Ross Brandborg

(57) **CLAIM**

The ornamental design for a handle for mounting and dismounting riding lawn mower, as shown and described.

**DESCRIPTION**

FIG. 1 is an isometric front view of a handle for mounting and dismounting riding lawn mower showing my new design.

FIG. 2 is and isometric rear view thereof.

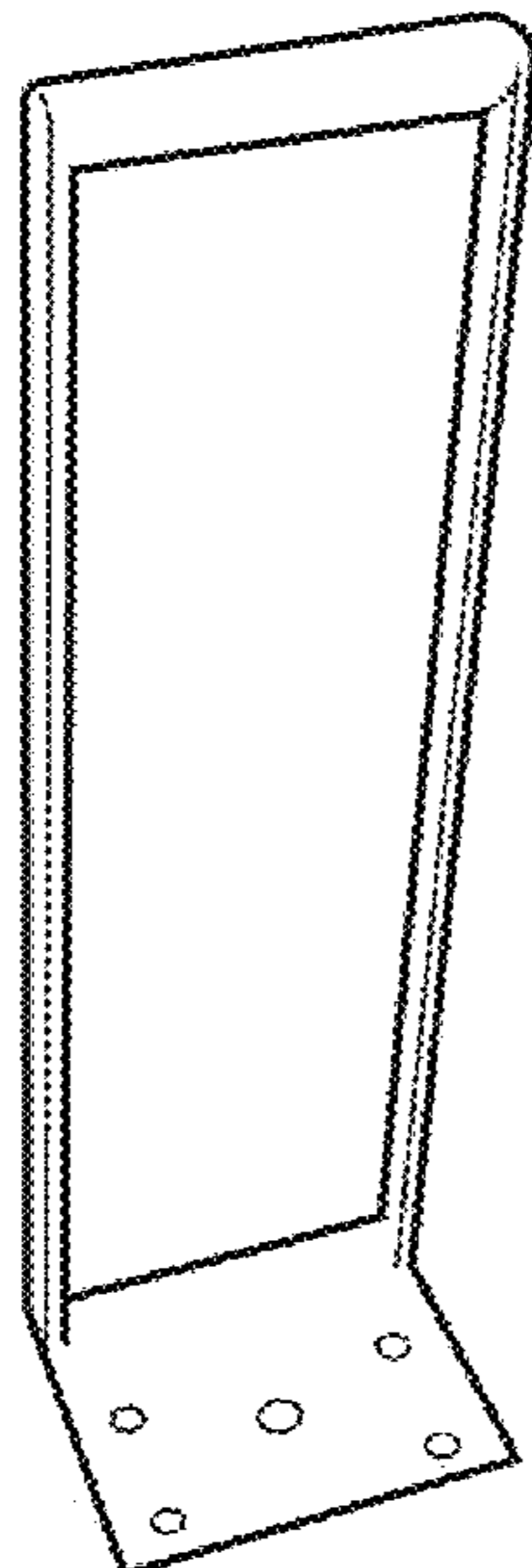
FIG. 3 is a front view thereof.

FIG. 4 is a side view thereof; and,

FIG. 5 is a front perspective view thereof shown mounted to a riding lawn mower in use condition.

The broken line showing of a riding lawn mower in FIG. 5 is included for the purpose of illustrating environmental subject matter only and forms no part of the claimed design.

**1 Claim, 1 Drawing Sheet**



(56)

**References Cited**

U.S. PATENT DOCUMENTS

2013/0020821 A1\* 1/2013 Abe ..... B60N 3/02  
296/1.02  
2014/0203587 A1\* 7/2014 Krishnan ..... B60R 3/02  
296/62  
2014/0331628 A1\* 11/2014 Fichera ..... A01D 34/001  
56/10.1  
2016/0106030 A1\* 4/2016 Lundgren ..... A01D 34/82  
296/1.02  
2017/0238468 A1\* 8/2017 Lundgren ..... B60N 2/90  
2019/0246560 A1\* 8/2019 Lundgren ..... A01D 34/824

\* cited by examiner

FIG.1

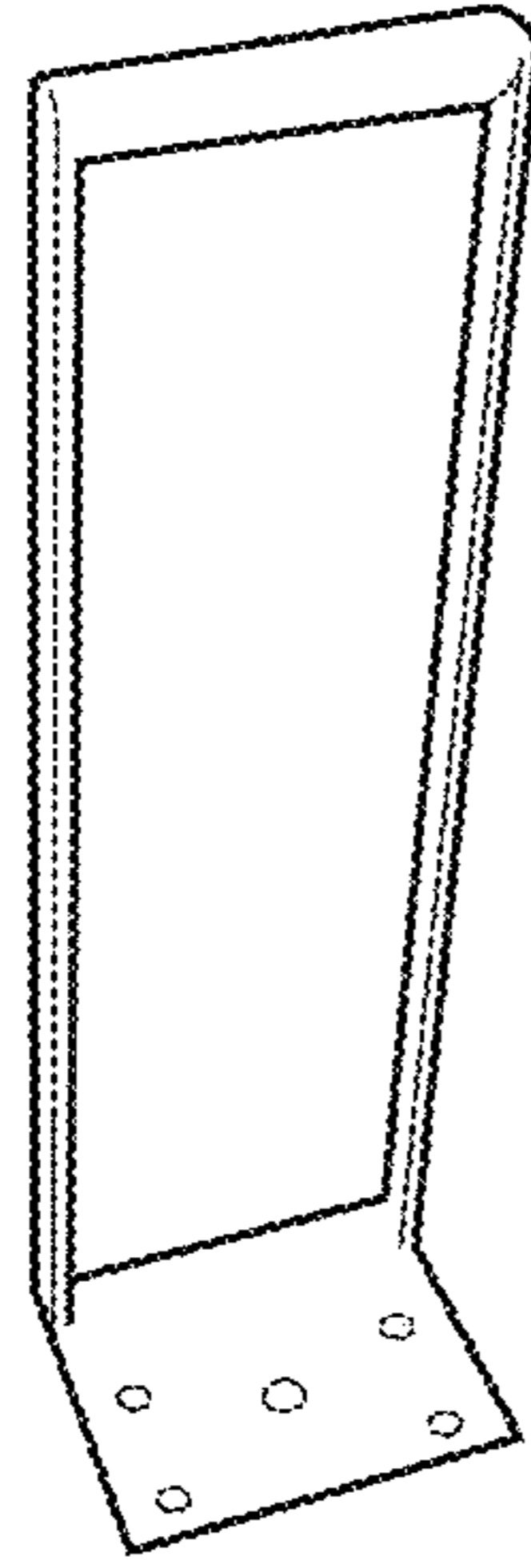


FIG.2

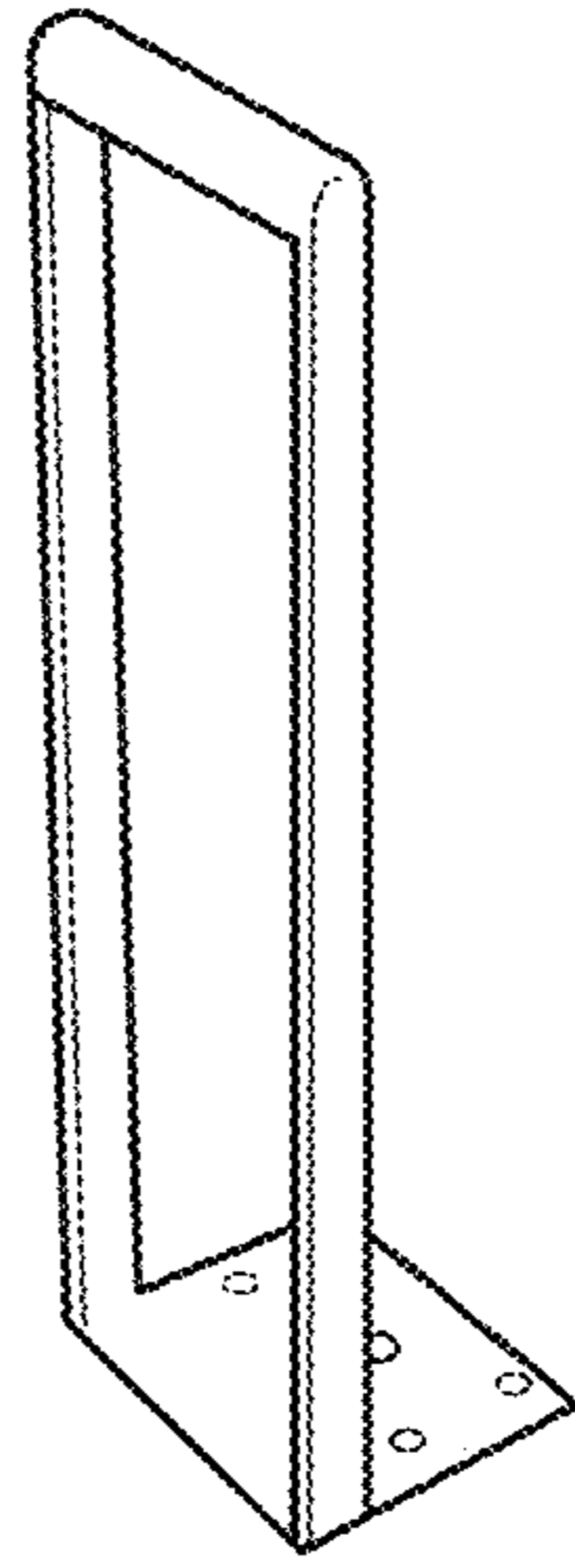


FIG.3




FIG.4



FIG.5

