

US00D869472S

(12) **United States Design Patent** (10) **Patent No.:** **US D869,472 S**  
**Wong** (45) **Date of Patent:** **\*\* Dec. 10, 2019**

(54) **STAND FOR PERSONAL DIGITAL ELECTRONIC DEVICES**  
(71) Applicant: **Chi Chung Wong**, Kwai Chung (HK)  
(72) Inventor: **Chi Chung Wong**, Kwai Chung (HK)  
(73) Assignee: **Success Investment Corporation Ltd.**, Kwai Chung N.T. (HK)

(\*\*) Term: **15 Years**

(21) Appl. No.: **29/605,286**

(22) Filed: **May 25, 2017**

(51) **LOC (12) Cl.** ..... **08-07**

(52) **U.S. Cl.**  
USPC ..... **D14/447**

(58) **Field of Classification Search**  
USPC ..... D14/447, 432, 434, 439, 440, 451, 452, D14/457, 239, 253; D8/363, 373, 380; D6/406.3, 406.4, 406.5, 406.6; D12/415; D21/330, 331  
CPC ..... A47B 21/04; A47B 2097/006; A47B 2097/005; A47B 2023/049; A45C 2011/002; A45C 2011/003; F16M 2200/00; F16M 13/00  
See application file for complete search history.

(56) **References Cited**

**U.S. PATENT DOCUMENTS**

D639,814 S \* 6/2011 Farris-Gilbert ..... D14/447  
D669,085 S \* 10/2012 Coberly ..... D14/447  
D674,396 S \* 1/2013 Yang ..... D14/447

D692,434 S \* 10/2013 Kim ..... D14/440  
D720,758 S \* 1/2015 Janz ..... D14/447  
D730,914 S \* 6/2015 Park ..... D14/447  
D755,796 S \* 5/2016 Gibson ..... D14/447  
D817,964 S \* 5/2018 Kim ..... D14/447  
D840,408 S \* 2/2019 Chen ..... D14/447  
D842,862 S \* 3/2019 Ellis ..... D14/447  
2015/0296643 A1\* 10/2015 Lee ..... A45C 11/00 206/45.2  
2015/0296946 A1\* 10/2015 Buechin ..... A45C 11/00 206/45.23

\* cited by examiner

*Primary Examiner* — Angela J Lee

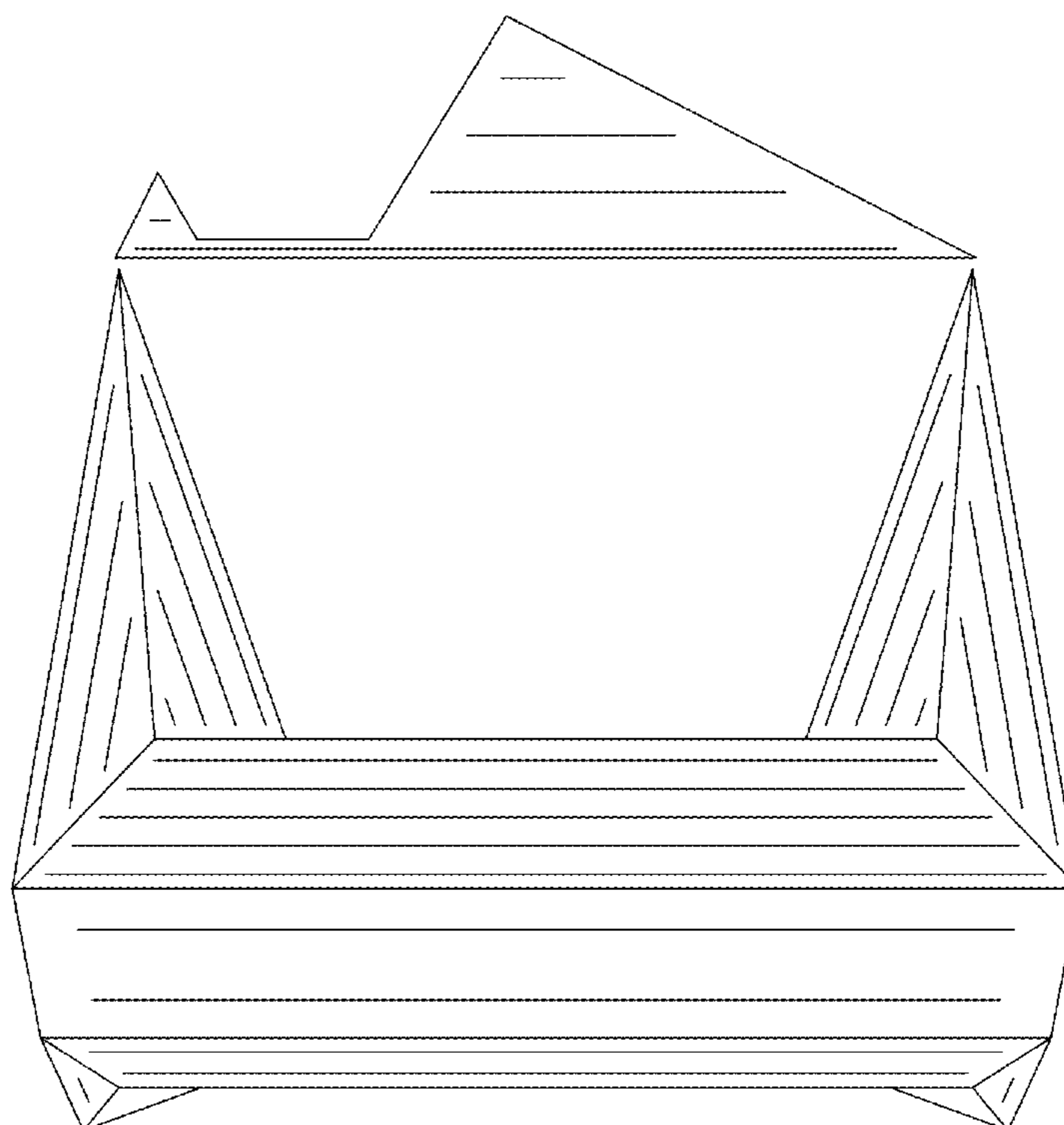
(57) **CLAIM**

The ornamental design for a stand for personal digital electronic devices, as shown and described.

**DESCRIPTION**

FIG. 1 is a front elevation view of the stand for personal digital electronic devices according to the present invention. FIG. 2 is a rear elevation view of the stand for personal digital electronic devices shown in FIG. 1. FIG. 3 is a left side view of the stand for personal digital electronic devices shown in FIG. 1-2. FIG. 4 is a right side view of the stand for personal digital electronic devices shown in FIG. 1-3. FIG. 5 is a top side view of the stand for personal digital electronic devices shown in FIG. 1-4. FIG. 6 is a bottom side view of the stand for personal digital electronic devices shown in FIG. 1-5; and, FIG. 7 is the A-A sectional view of the stand for personal digital electronic devices shown in FIG. 1-6.

**1 Claim, 7 Drawing Sheets**



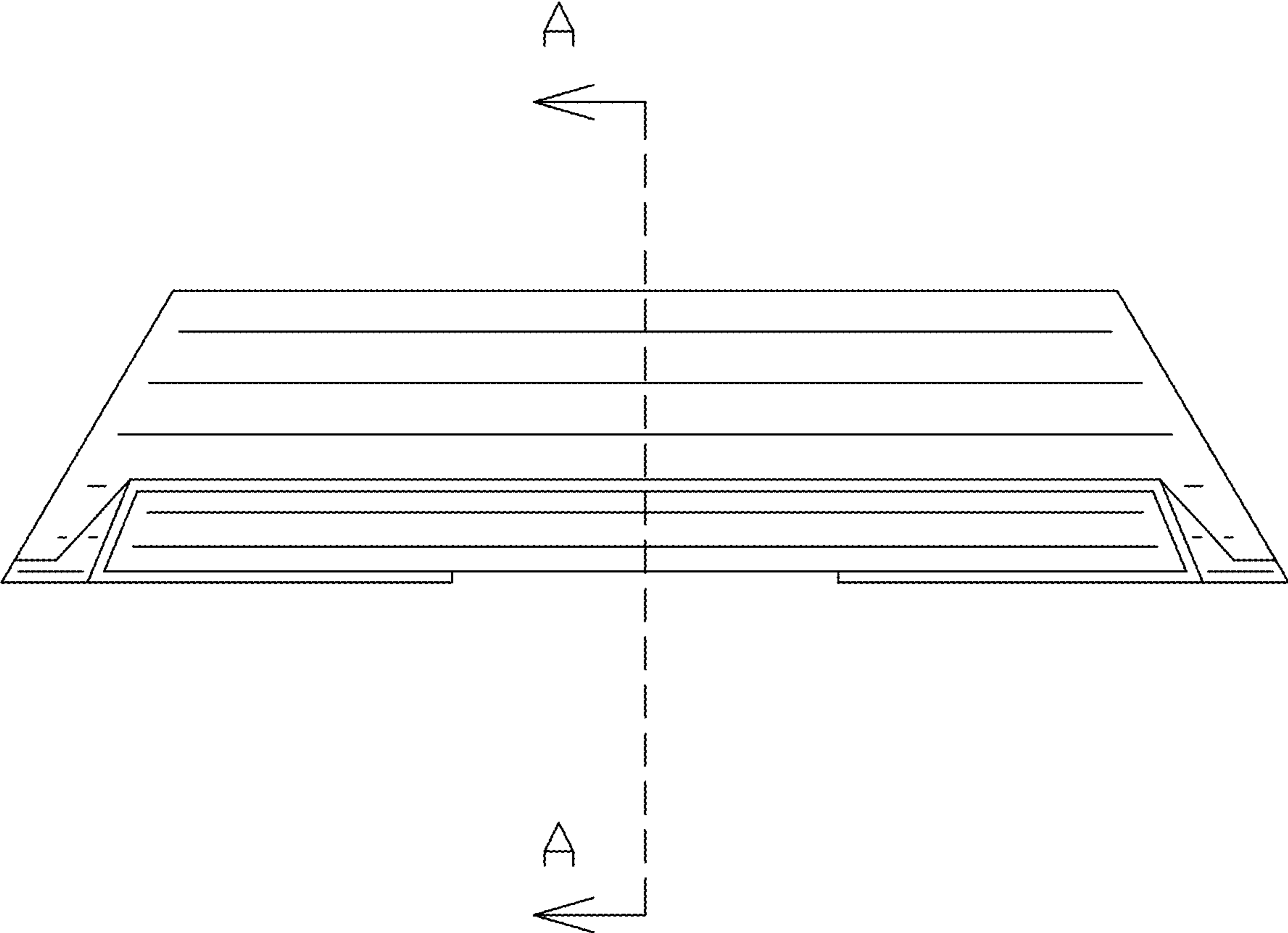


Figure 1




Figure 2

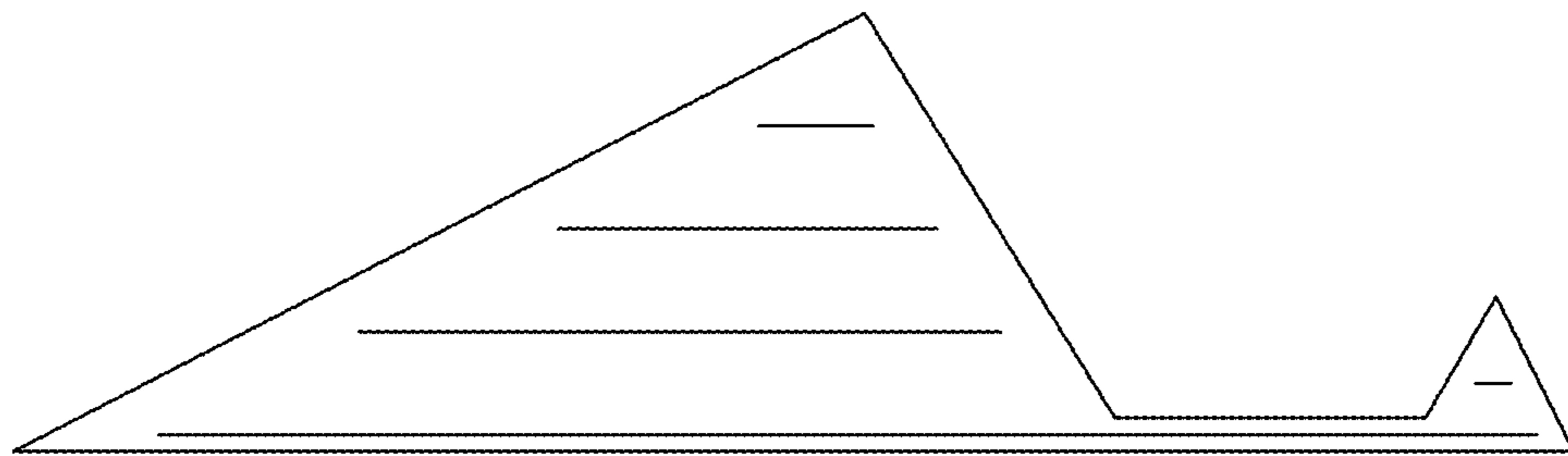


Figure 3

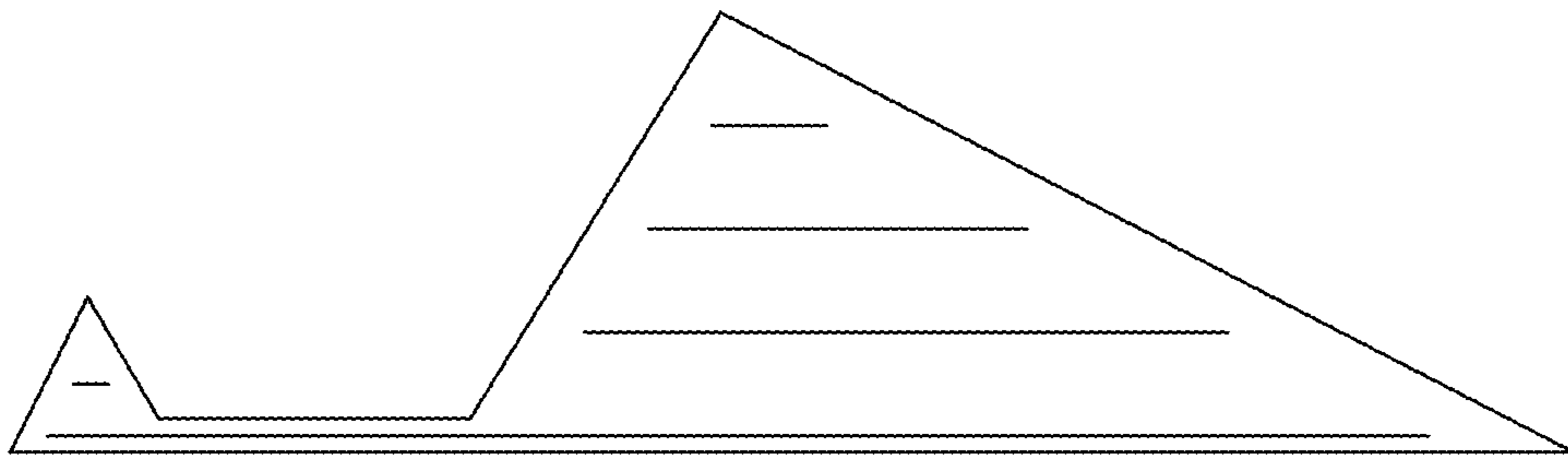


Figure 4




Figure 5

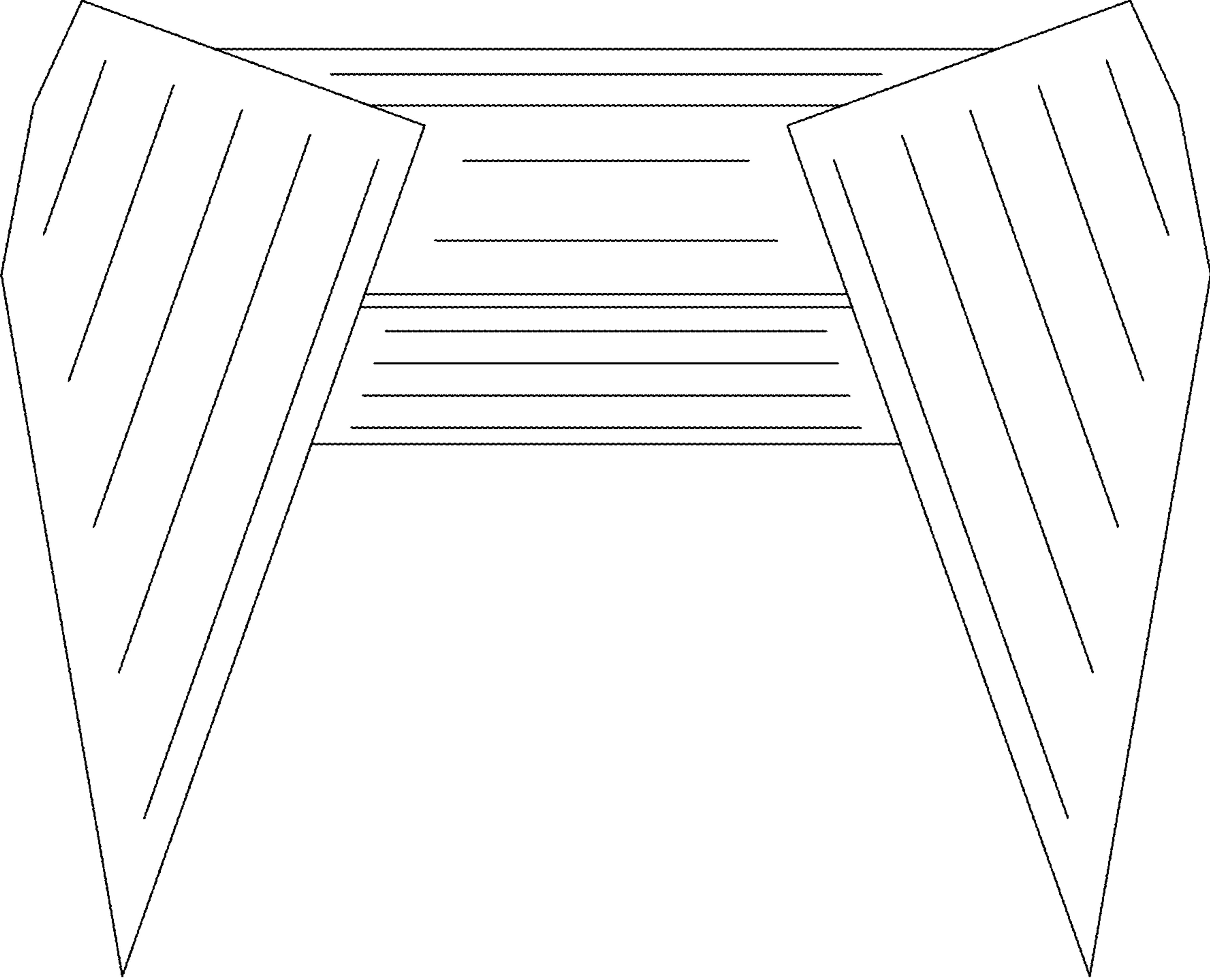


Figure 6

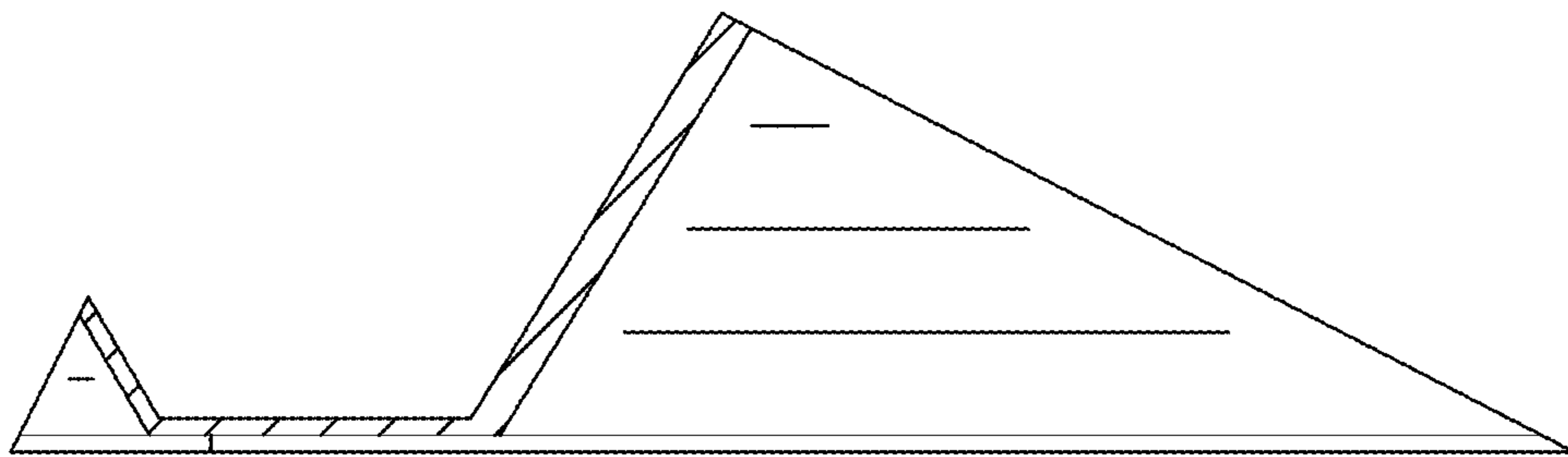


Figure 7