



US00D869452S

(12) **United States Design Patent**
Kim et al.

(10) **Patent No.:** **US D869,452 S**
(45) **Date of Patent:** **** Dec. 10, 2019**

(54) **ELECTRONIC DEVICE**

(71) Applicant: **Samsung Electronics Co., Ltd.**,
Suwon-si (KR)

(72) Inventors: **Kuk-Hwan Kim**, Seoul (KR); **Kenji Yamauchi**, Seoul (KR); **Yong-Sang Jang**, Anyang-si (KR); **Seung-Ho Jung**, Seoul (KR); **Woo-Hyeok Jeong**, Seoul (KR); **Tae-Joong Kim**, Goyang-si (KR); **Ji-Young Lee**, Seoul (KR)

(73) Assignee: **Samsung Electronics Co., Ltd.**,
Suwon-si (KR)

(**) Term: **15 Years**

(21) Appl. No.: **29/617,115**

(22) Filed: **Sep. 12, 2017**

(30) **Foreign Application Priority Data**

Mar. 15, 2017 (KR) 30-2017-0012076

(51) **LOC (12) Cl.** **14-03**

(52) **U.S. Cl.**
USPC **D14/248**

(58) **Field of Classification Search**

USPC D14/138 AA, 138 AB, 138 AC, 138 AD,
D14/138 C, 138 R, 138 G, 248, 137, 250,
D14/341, 203.7; D10/50, 65; D21/329
CPC G06F 1/1626; G06F 1/1641; G06F 1/1647;
H04M 1/027; H04M 1/0202; H04M
1/0279; H04M 1/0235; H04M 1/0237;
H04M 1/0239; H04M 1/0266; H04M
1/0268; H04M 1/0295; H04M 1/0264;
H01Q 1/241; H01Q 1/243

See application file for complete search history.

(56) **References Cited**

U.S. PATENT DOCUMENTS

D651,601 S * 1/2012 Ichise D14/341
D698,770 S * 2/2014 Park D14/248
D716,779 S * 11/2014 Lee D14/248

(Continued)

FOREIGN PATENT DOCUMENTS

EM 002572198-0001 2/2015
EM 001443451-0002 1/2016

(Continued)

OTHER PUBLICATIONS

Blackview S8, released Oct. 2017, [online], [site visited Jul. 10, 2019]. Retrieved from url:https://www.gsmarena.com/blackview_s8-pictures-9039.php (Year: 2017).*

Primary Examiner — Jeffrey D Asch

Assistant Examiner — Tracey J Bell

(74) *Attorney, Agent, or Firm* — NSIP Law

(57) **CLAIM**

We claim the ornamental design for an electronic device, as shown and described.


DESCRIPTION

FIG. 1 is a front perspective view of an electronic device showing our new design;
FIG. 2 is a front elevational view thereof;
FIG. 3 is a rear elevational view thereof;
FIG. 4 is a left-side elevational view thereof;
FIG. 5 is a right-side elevational view thereof;
FIG. 6 is a top plan view thereof;
FIG. 7 is a bottom plan view thereof; and,
FIG. 8 is a rear perspective view thereof.

The evenly spaced dashed broken lines in the figures depict environmental subject matter and form no part of the claimed design.

The dot-dash broken lines in the figures define the boundary of the claimed design and form no part thereof.

1 Claim, 8 Drawing Sheets



(56)

References Cited

U.S. PATENT DOCUMENTS

D721,670 S * 1/2015 Lee D14/138 G
 D794,595 S * 8/2017 Lee D14/138 G
 D797,090 S * 9/2017 Lee D14/248
 D813,186 S * 3/2018 Lee D14/138 G
 D817,912 S * 5/2018 Choi D14/138 G
 D818,462 S * 5/2018 Choi D14/248
 D828,820 S * 9/2018 Song D14/138 G
 D831,605 S * 10/2018 Baik D14/138 G
 D833,407 S * 11/2018 Kim D14/138 G
 D836,094 S * 12/2018 Park D14/248
 D837,175 S * 1/2019 Ryu D14/138 G
 D839,848 S * 2/2019 Baik D14/138 G
 D843,964 S * 3/2019 Forsyth D14/138 G
 D845,287 S * 4/2019 Lee D14/248
 D847,775 S * 5/2019 Chen D14/138 G
 D847,776 S * 5/2019 Ryu D14/138 G
 D847,777 S * 5/2019 Choi D14/138 G
 D849,707 S * 5/2019 Choi D14/138 G
 2018/0234529 A1 * 8/2018 Yu H04M 1/0264
 2018/0241115 A1 * 8/2018 Cho H01Q 1/243
 2018/0249584 A1 * 8/2018 Kim G06F 1/1656
 2019/0158641 A1 * 5/2019 Kim H04M 1/0264

FOREIGN PATENT DOCUMENTS

KR 30-2015-0019123 2/2016
 KR 30-2014-0019202 9/2016
 KR 30-2015-0019123 9/2016

* cited by examiner

FIG. 1

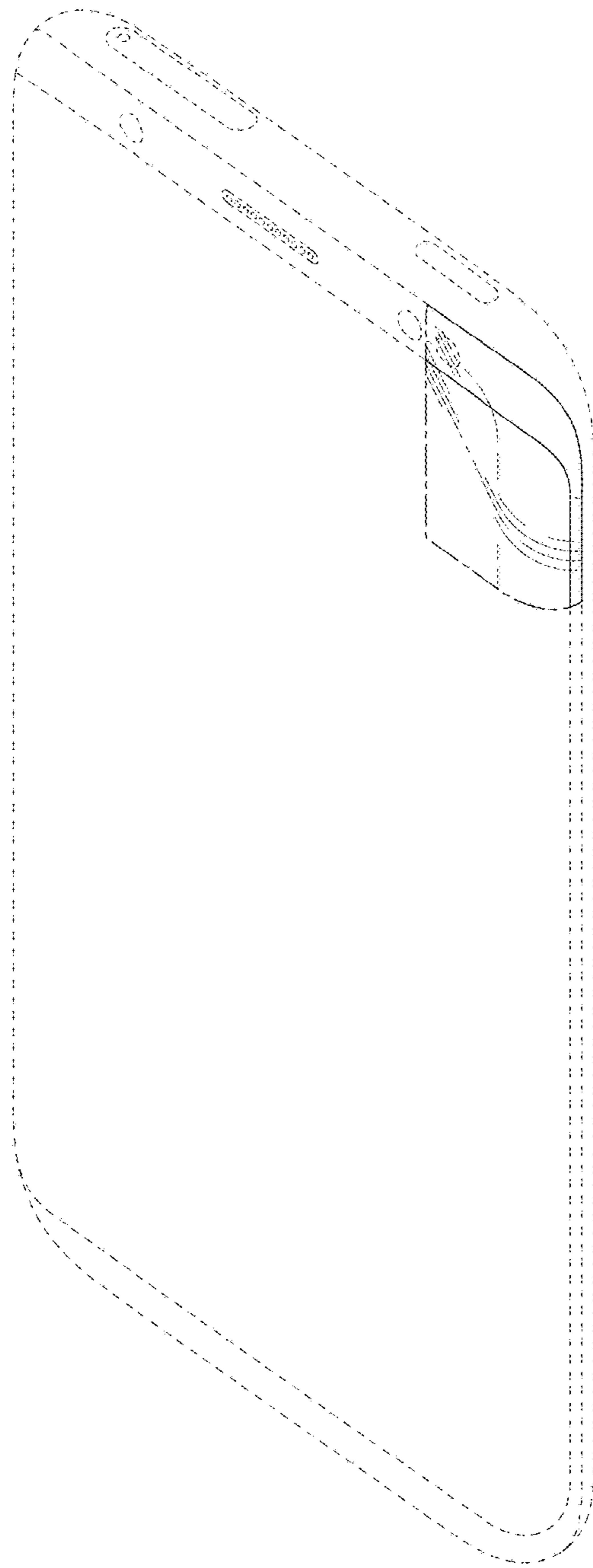


FIG. 2



FIG. 3



FIG. 4




FIG. 5




FIG. 6



FIG. 7

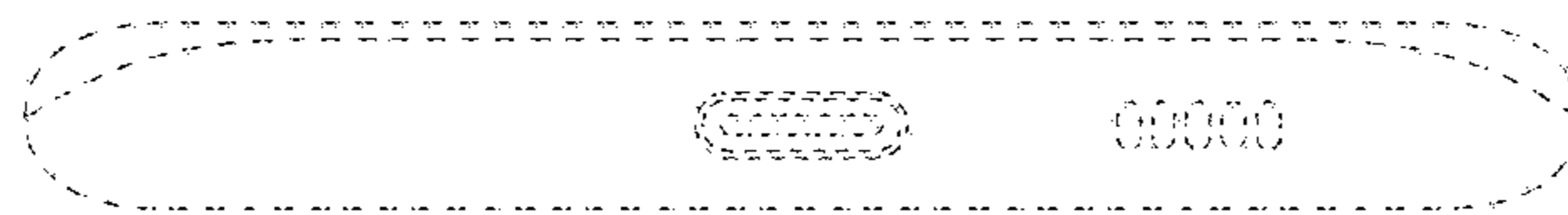


FIG. 8

