

US00D869451S

(12) **United States Design Patent** (10) **Patent No.:** **US D869,451 S**  
**He** (45) **Date of Patent:** **\*\* Dec. 10, 2019**

(54) **ANTENNA**  
(71) Applicant: **Airgain Incorporated**, San Diego, CA (US)  
(72) Inventor: **Ziming He**, Irvine, CA (US)  
(73) Assignee: **Airgain Incorporated**, San Diego, CA (US)

D788,082 S \* 5/2017 Zheng ..... D14/230  
D788,083 S \* 5/2017 Zheng ..... D14/230  
D793,998 S \* 8/2017 He ..... D14/230  
D795,228 S \* 8/2017 He ..... D14/230  
D795,847 S \* 8/2017 He ..... D14/230  
D803,199 S \* 11/2017 Manivannan ..... D14/230  
D823,837 S \* 7/2018 Zhang ..... D14/230  
D833,422 S \* 11/2018 He ..... D14/230  
D849,725 S \* 5/2019 He ..... D14/230  
2008/0143630 A1 \* 6/2008 Kato ..... G06K 19/07749  
343/795

(\*\*) Term: **15 Years**

\* cited by examiner

(21) Appl. No.: **29/691,554**

*Primary Examiner* — Khawaja Anwar

(22) Filed: **May 17, 2019**

*Assistant Examiner* — Mojtaba Tehrani

**Related U.S. Application Data**

(74) *Attorney, Agent, or Firm* — Clause Eight IPS;  
Michael Catania

(62) Division of application No. 29/660,281, filed on Aug. 20, 2018, now Pat. No. Des. 849,725, which is a division of application No. 29/614,561, filed on Aug. 21, 2017, now Pat. No. Des. 826,220, which is a division of application No. 29/556,967, filed on Mar. 4, 2016, now Pat. No. Des. 795,228.

(57) **CLAIM**

The ornamental design for an antenna, as shown and described.

(51) **LOC (12) Cl.** ..... **14-03**

**DESCRIPTION**

(52) **U.S. Cl.**  
USPC ..... **D14/230**

(58) **Field of Classification Search**  
USPC ..... D14/230, 232, 233, 234, 235, 236, 237, D14/238, 238.1, 299, 358; D13/182  
CPC ..... H01Q 1/088; H01Q 3/10; H01Q 21/00; H04B 7/0608; A61B 2018/1892  
See application file for complete search history.

FIG. 1 is a top plan view of an antenna, showing my new design;  
FIG. 2 is a front elevation view thereof;  
FIG. 3 is a bottom plan view thereof;  
FIG. 4 is a side elevation view thereof;  
FIG. 5 is a top perspective view thereof;  
FIG. 6 is a top plan view thereof, with unclaimed environment not shown; and,  
FIG. 7 is a front elevation view thereof, with unclaimed environment not shown.

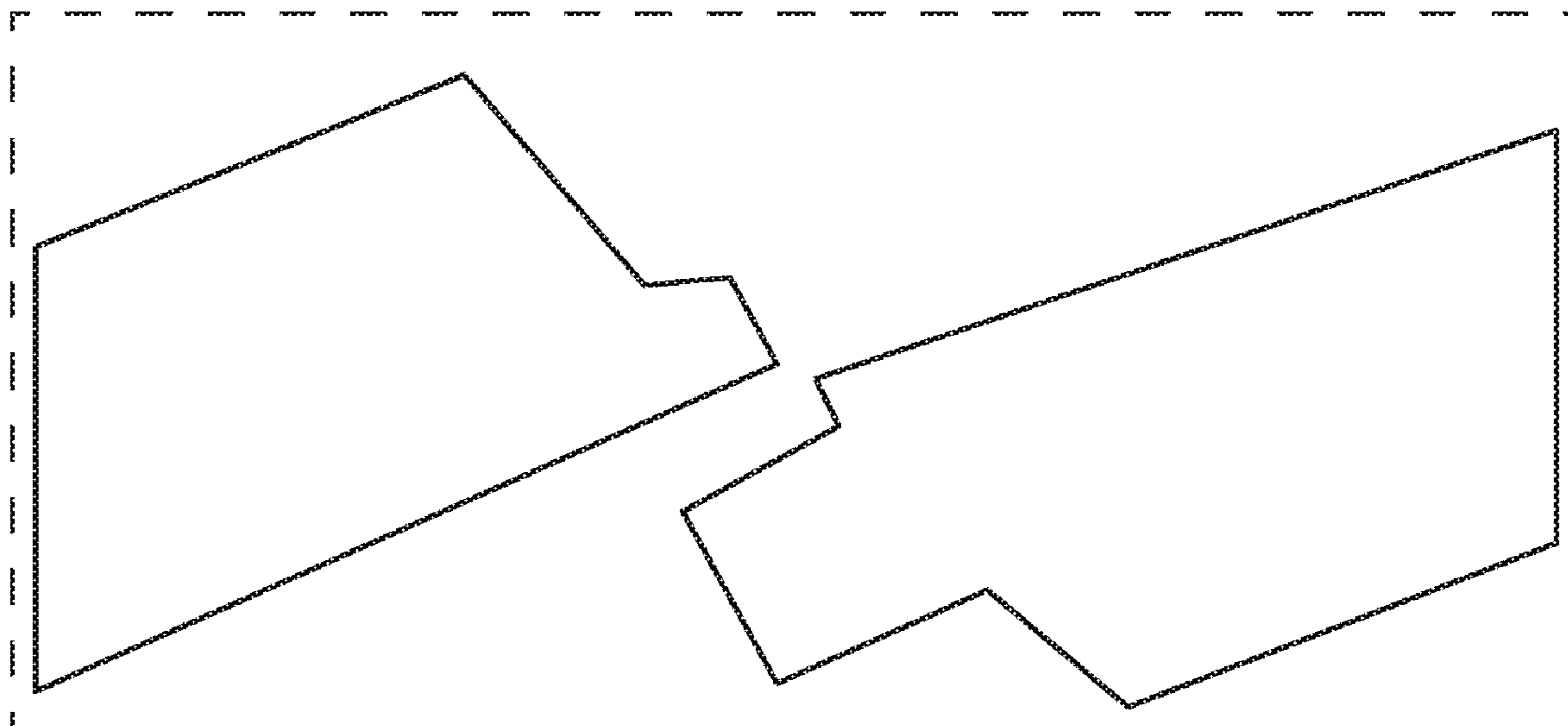
(56) **References Cited**

**U.S. PATENT DOCUMENTS**

The broken line in the figure drawings represents unclaimed environment only and forms no part of the claimed design.

D555,723 S \* 11/2007 Farr ..... 340/572.1  
D708,602 S \* 7/2014 Gosalia ..... D14/230

**1 Claim, 5 Drawing Sheets**



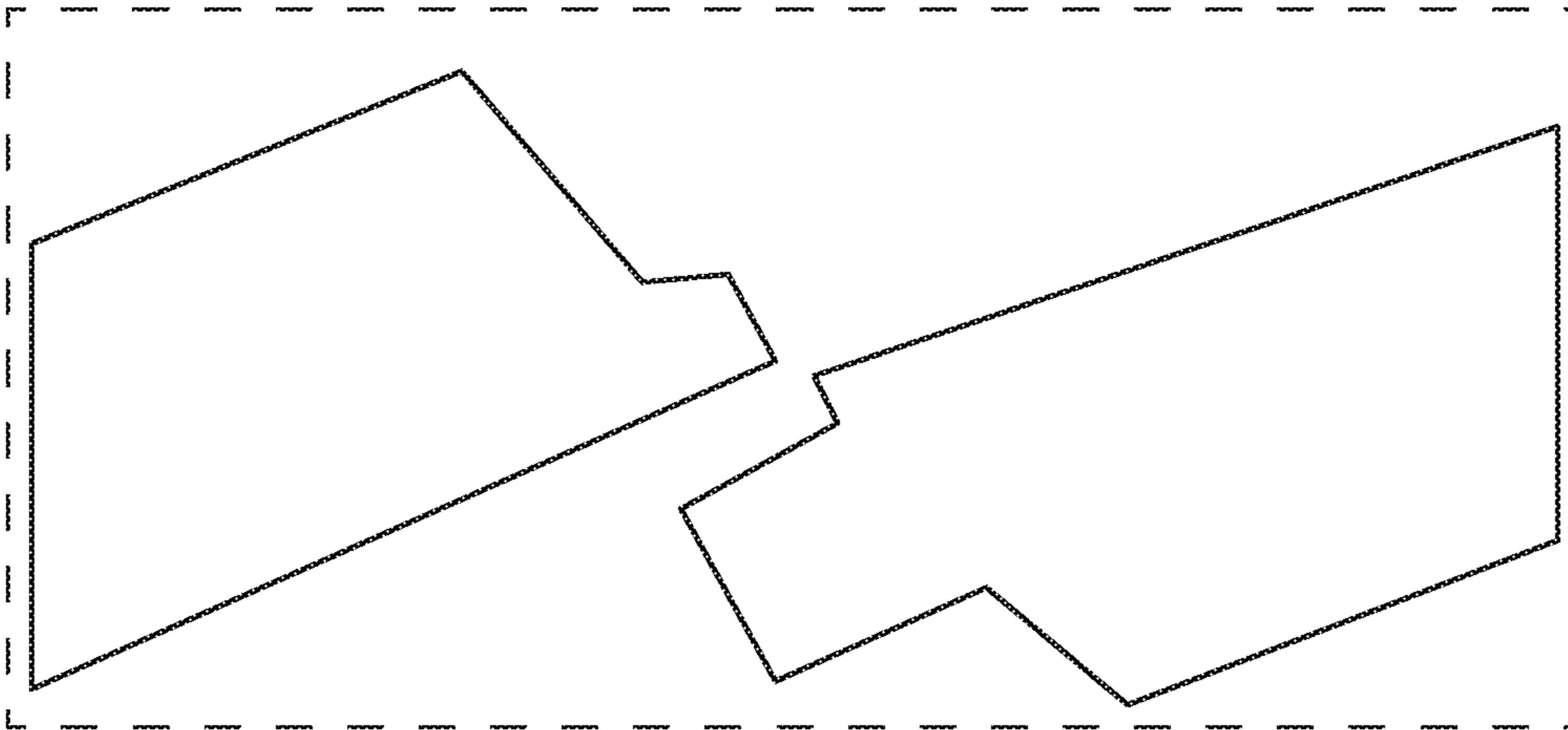


FIG. 1



FIG. 2



FIG. 3

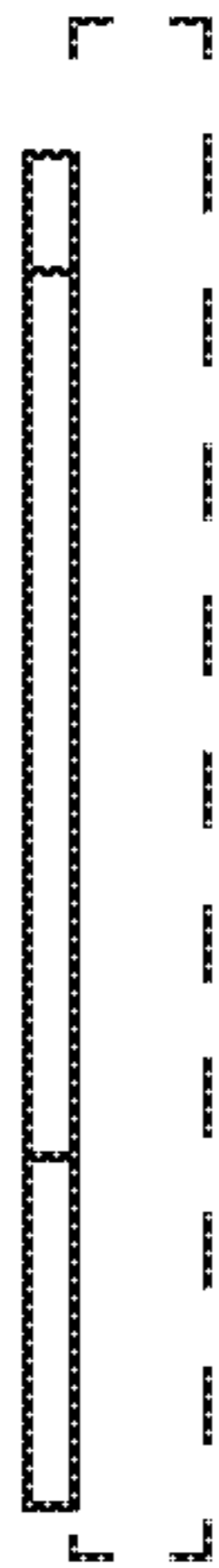


FIG. 4

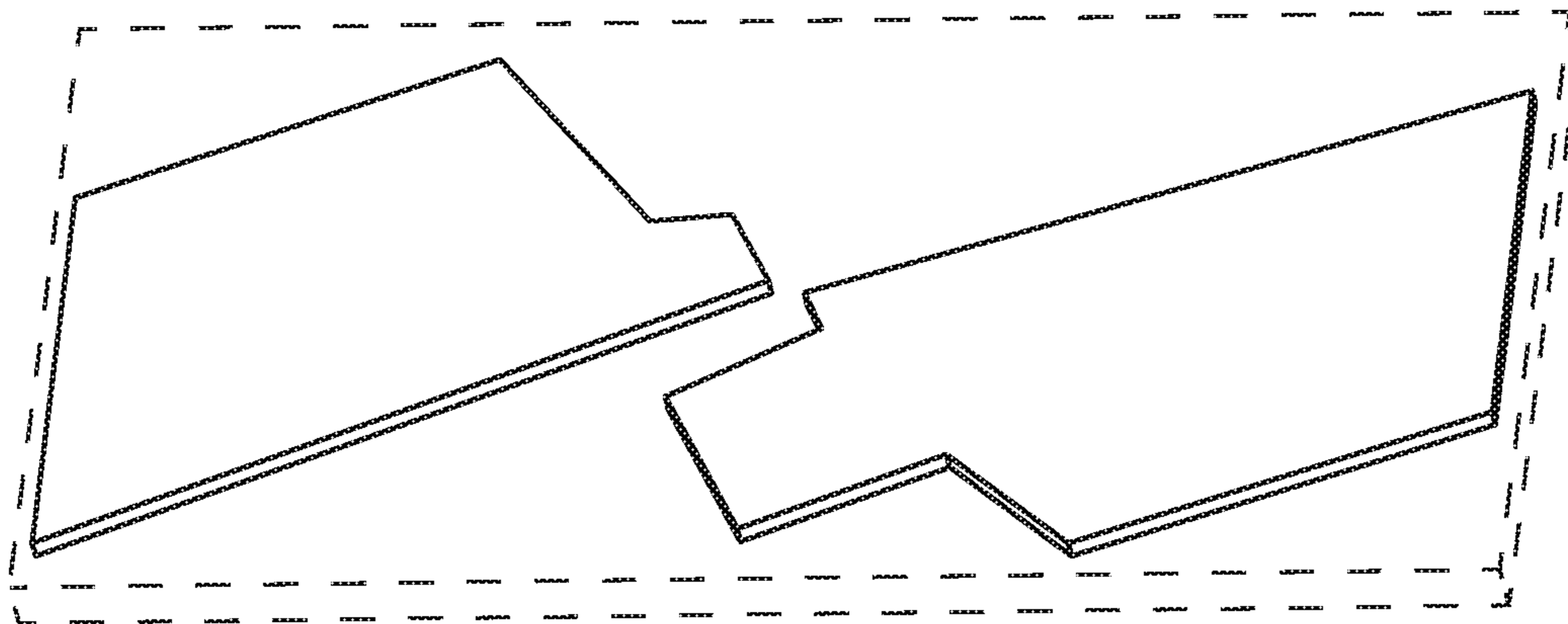


FIG. 5

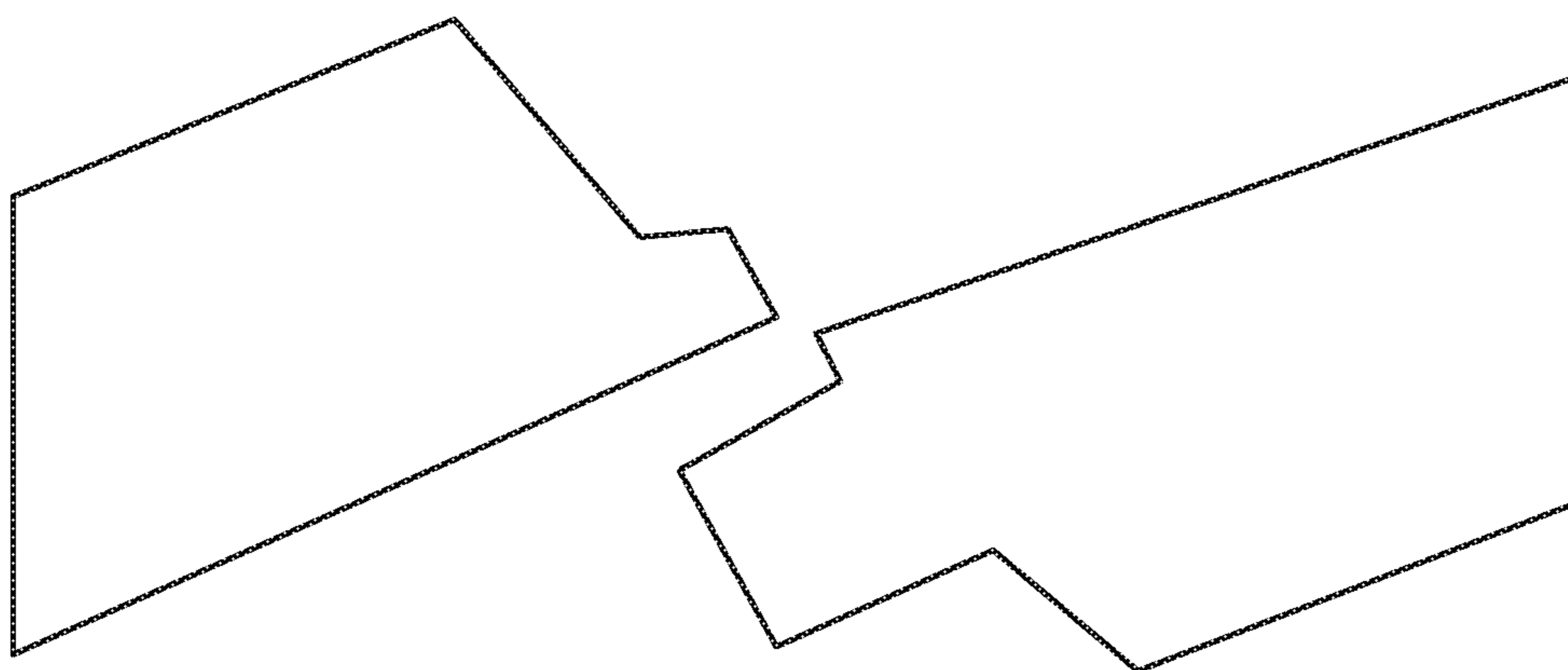


FIG. 6



FIG. 7