



US00D869435S

(12) **United States Design Patent**
Sanhua et al.

(10) **Patent No.:** **US D869,435 S**

(45) **Date of Patent:** **** Dec. 10, 2019**

(54) **SPORT EARPHONE**

(71) Applicant: **SHENZHEN GRANDSUN ELECTRONIC CO., LTD.**, Shenzhen, Guangdong (CN)

(72) Inventors: **He Sanhua**, Shenzhen (CN); **Wu Haiquan**, Shenzhen (CN); **Gan Kunyuan**, Shenzhen (CN); **Peng Xinlong**, Shenzhen (CN); **Peng Jiugao**, Shenzhen (CN); **Shi Ruiwen**, Shenzhen (CN)

(73) Assignee: **SHENZHEN GRANDSUN ELECTRONIC CO., LTD.**, Shenzhen, Guangdong (CN)

(**) Term: **15 Years**

(21) Appl. No.: **29/659,508**

(22) Filed: **Aug. 9, 2018**

(51) **LOC (12) Cl.** **14-01**

(52) **U.S. Cl.**
USPC **D14/205**

(58) **Field of Classification Search**
USPC D14/205, 223; D24/174; 128/864, 865, 128/866; 181/129, 130, 135; 379/430, 379/431; 381/380, 381, 374; 455/90.3, 455/575.1, 569.1

CPC H04R 1/1033; H04R 1/10; H04R 1/105; H04R 1/1066; H04R 1/1016; H04R 5/033; H04R 5/0335; H04R 1/1091

See application file for complete search history.

(56) **References Cited**

U.S. PATENT DOCUMENTS

D179,150 S * 11/1956 Norris D14/192
D318,669 S * 7/1991 Nakayama D14/205
D337,587 S * 7/1993 Nakayama D14/205
D368,716 S * 4/1996 Shudo D14/205

D375,959 S * 11/1996 Davis D14/206
D420,007 S * 2/2000 Marshall D14/206
D458,245 S * 6/2002 Masuda D14/192
D498,227 S * 11/2004 Dyer D14/205
D510,082 S * 9/2005 Olson D14/206
D512,984 S * 12/2005 Ham D14/205
D518,473 S * 4/2006 Gwee D14/205
D521,492 S * 5/2006 Ham D14/205
D535,975 S * 1/2007 Brennwald D14/206
D541,787 S * 5/2007 Ma D14/205
D550,202 S * 9/2007 Meier D14/206
D559,831 S * 1/2008 Lee D14/205
D572,234 S * 7/2008 Reda D14/205
D601,125 S * 9/2009 Komiyama D14/205
D612,834 S * 3/2010 Yang D14/206
D619,561 S * 7/2010 Yang D14/205

(Continued)

FOREIGN PATENT DOCUMENTS

CN 304305933 * 10/2017

Primary Examiner — Paula Allen Greene

(74) *Attorney, Agent, or Firm* — Conley Rose, P.C.; Grant Rodolph

(57) **CLAIM**

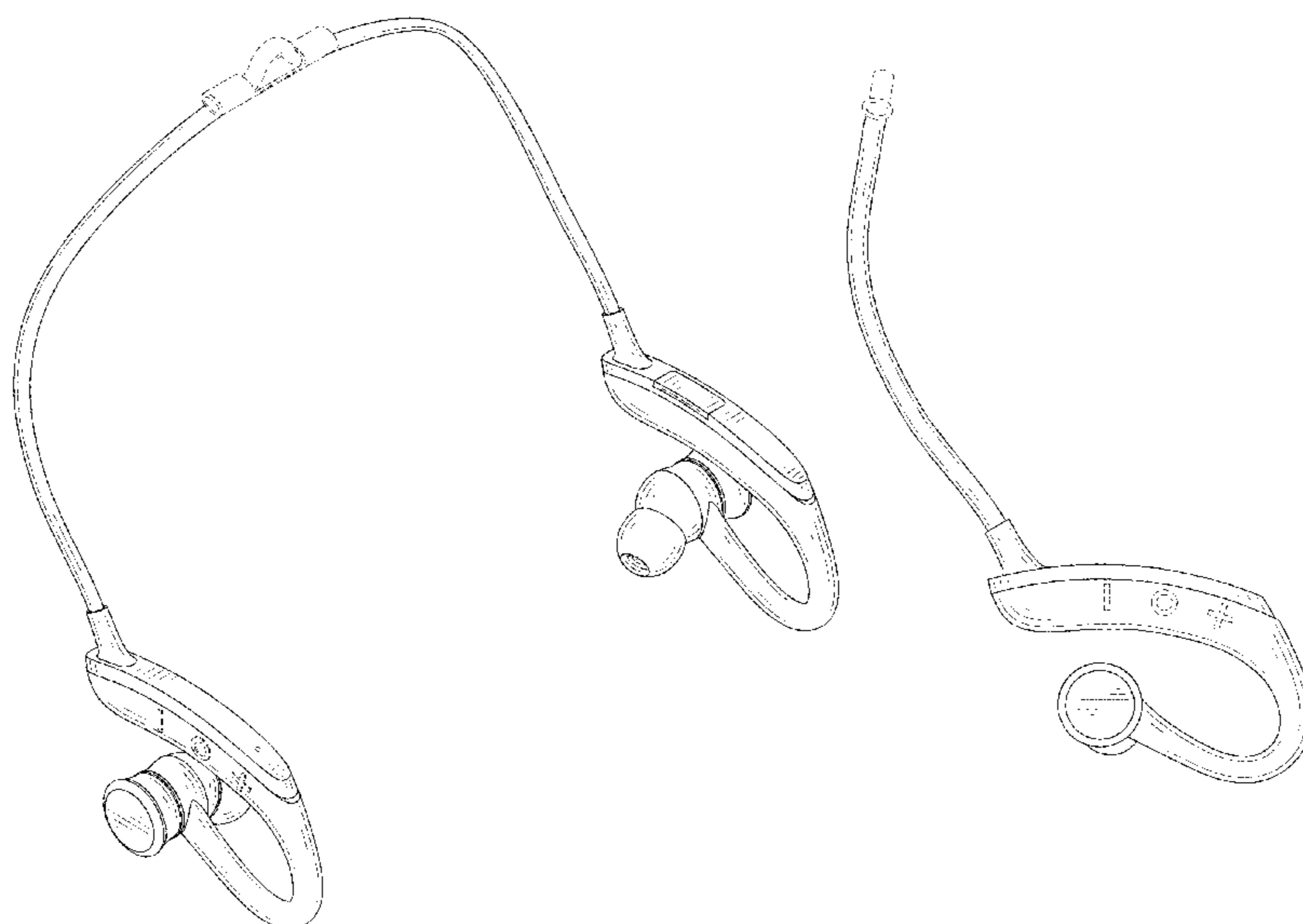
The ornamental design for a sport earphone, as shown and described.

DESCRIPTION

FIG. 1 is a first perspective view of a sport earphone; FIG. 2 is a front view thereof; FIG. 3 is a rear view thereof; FIG. 4 is a left side view thereof; FIG. 5 is a right side view thereof; FIG. 6 is a top view thereof; and, FIG. 7 is a bottom view thereof.

The design which is claimed is shown in solid lines in the drawings. The broken lines shown in the drawings depict portions of the environment, and form no part of the claimed design.

1 Claim, 7 Drawing Sheets



(56)

References Cited

U.S. PATENT DOCUMENTS

D630,186 S *	1/2011	Yang	D14/205	D778,257 S *	2/2017	Hu	D14/205
D662,913 S *	7/2012	Birger	D14/206	D784,290 S *	4/2017	Paterson	D14/205
D667,817 S *	9/2012	Otani	D14/223	D790,501 S *	6/2017	Wang	D14/205
D678,858 S *	3/2013	Feng	D14/205	D797,076 S *	9/2017	Zhang	D14/206
D681,002 S *	4/2013	Ham	D14/205	D800,692 S *	10/2017	Tan	D14/206
D681,014 S *	4/2013	Ham	D14/206	D807,331 S *	1/2018	Morimoto	D14/223
D695,719 S *	12/2013	Burgett	D14/223	D812,040 S *	3/2018	Yan	D14/206
D699,213 S *	2/2014	Burgett	D14/205	D825,525 S *	8/2018	Hu	D14/206
D707,199 S *	6/2014	Cepress	H04R 1/10	D833,998 S *	11/2018	Park	D14/205
				D14/205	D838,256 S *	1/2019	Wang	D14/205
D710,326 S *	8/2014	Burgett	D14/205	D843,344 S *	3/2019	Zhu	D14/205
D717,765 S *	11/2014	Rausch	D14/205	D853,352 S *	7/2019	He	D14/205
D723,510 S *	3/2015	Ishikura	D14/205	D860,164 S *	9/2019	Lin	D14/205
D745,490 S *	12/2015	Zheng	D14/205	2007/0230735 A1 *	10/2007	Sung	H04R 1/1058
D756,959 S *	5/2016	Lee	D14/205					381/374
D769,220 S *	10/2016	Burgett	D14/206	2011/0170702 A1 *	7/2011	Bays	H04R 5/0335
D776,642 S *	1/2017	Otani	D14/223					381/74
					2014/0119555 A1 *	5/2014	Lu	H04R 25/554
									381/74

* cited by examiner

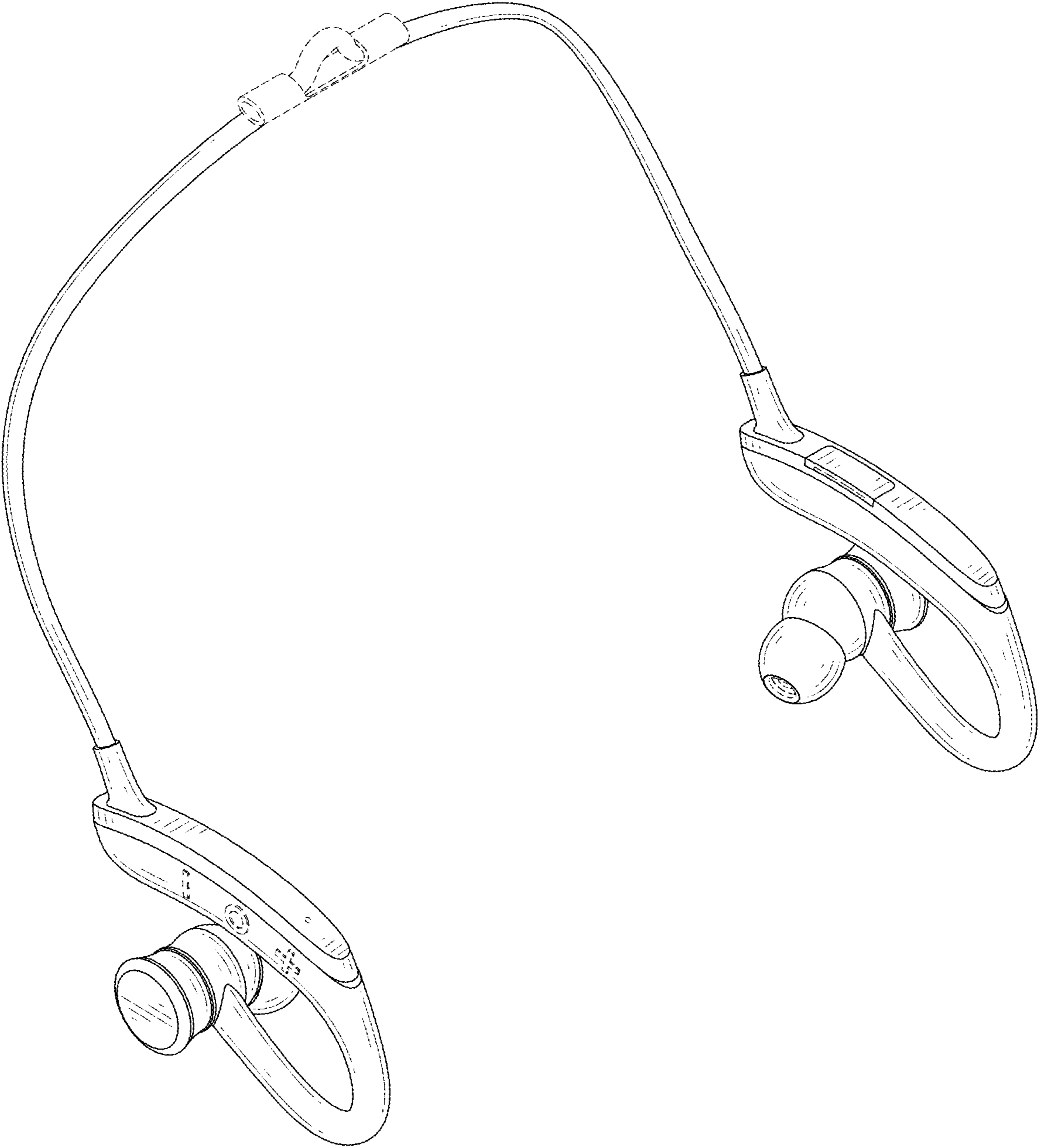


FIG. 1

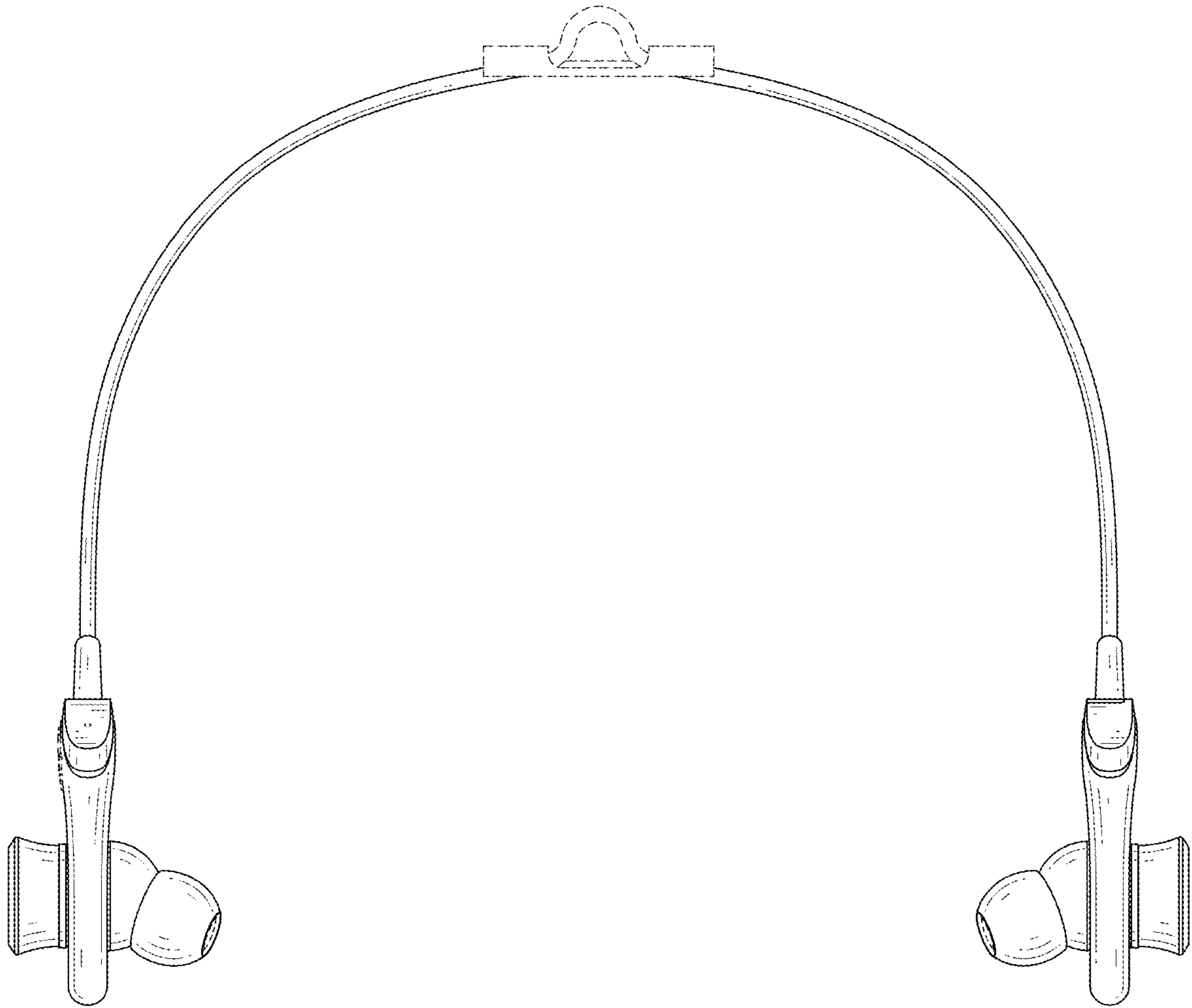


FIG. 2

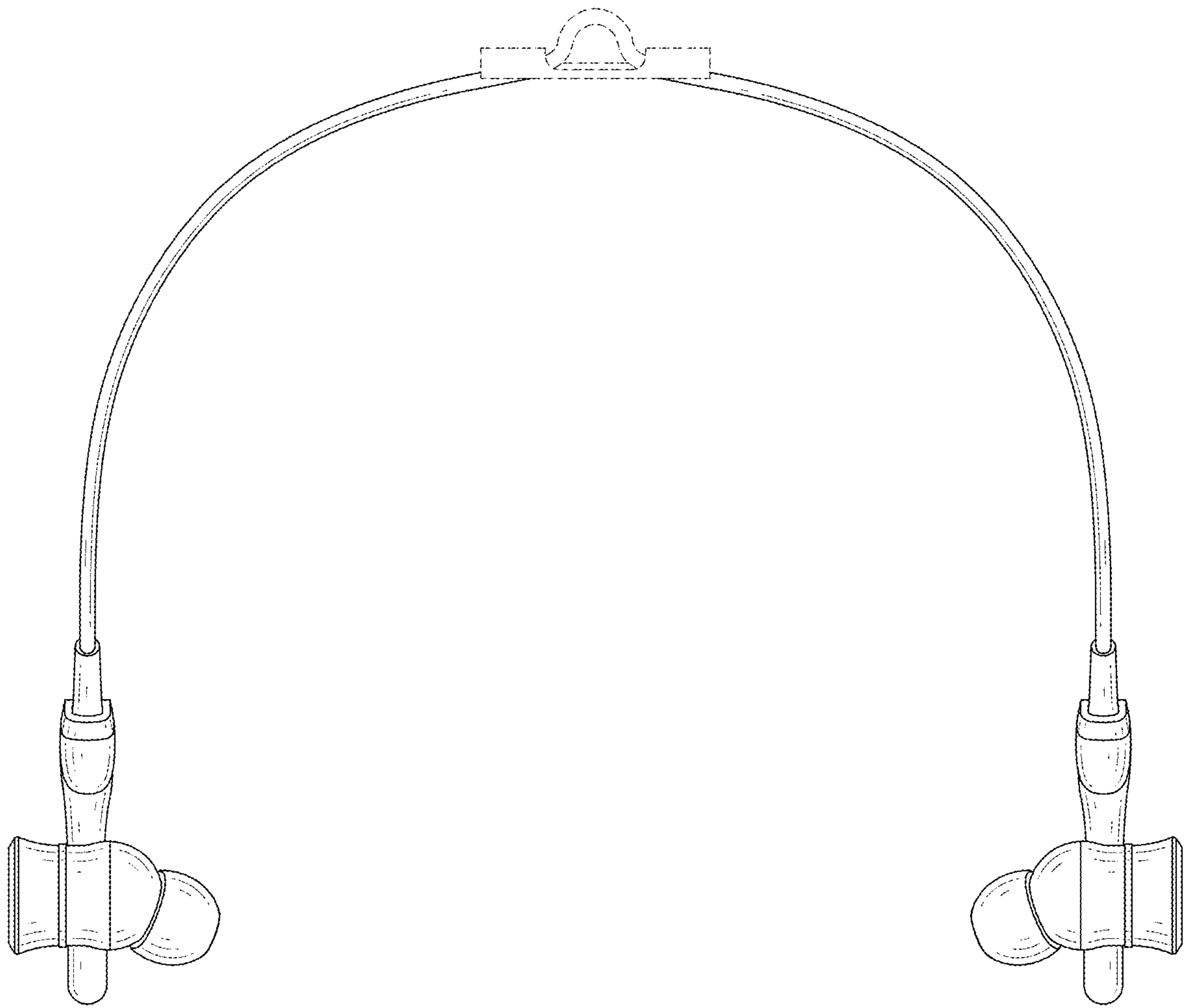


FIG. 3

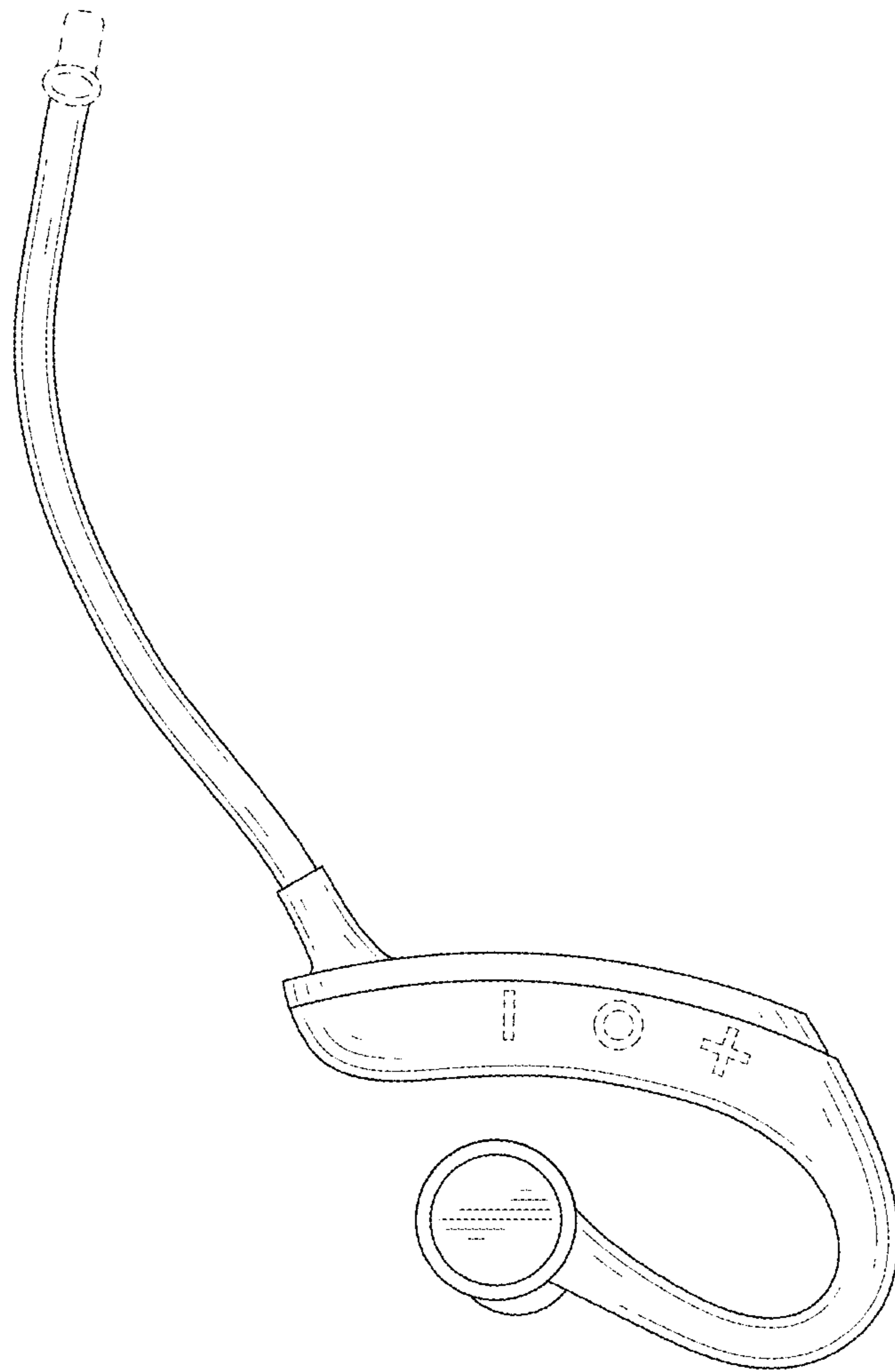


FIG. 4

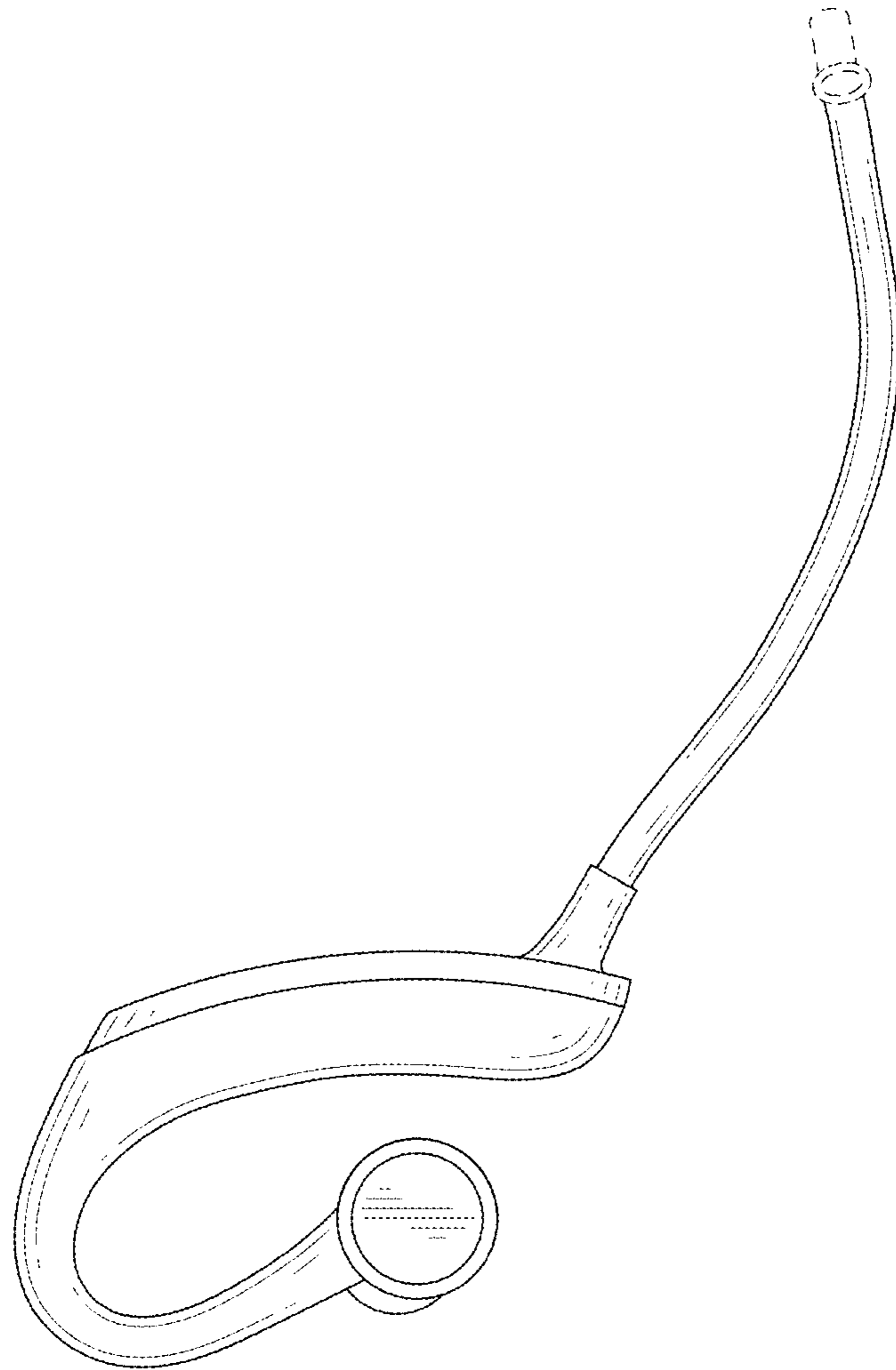


FIG. 5

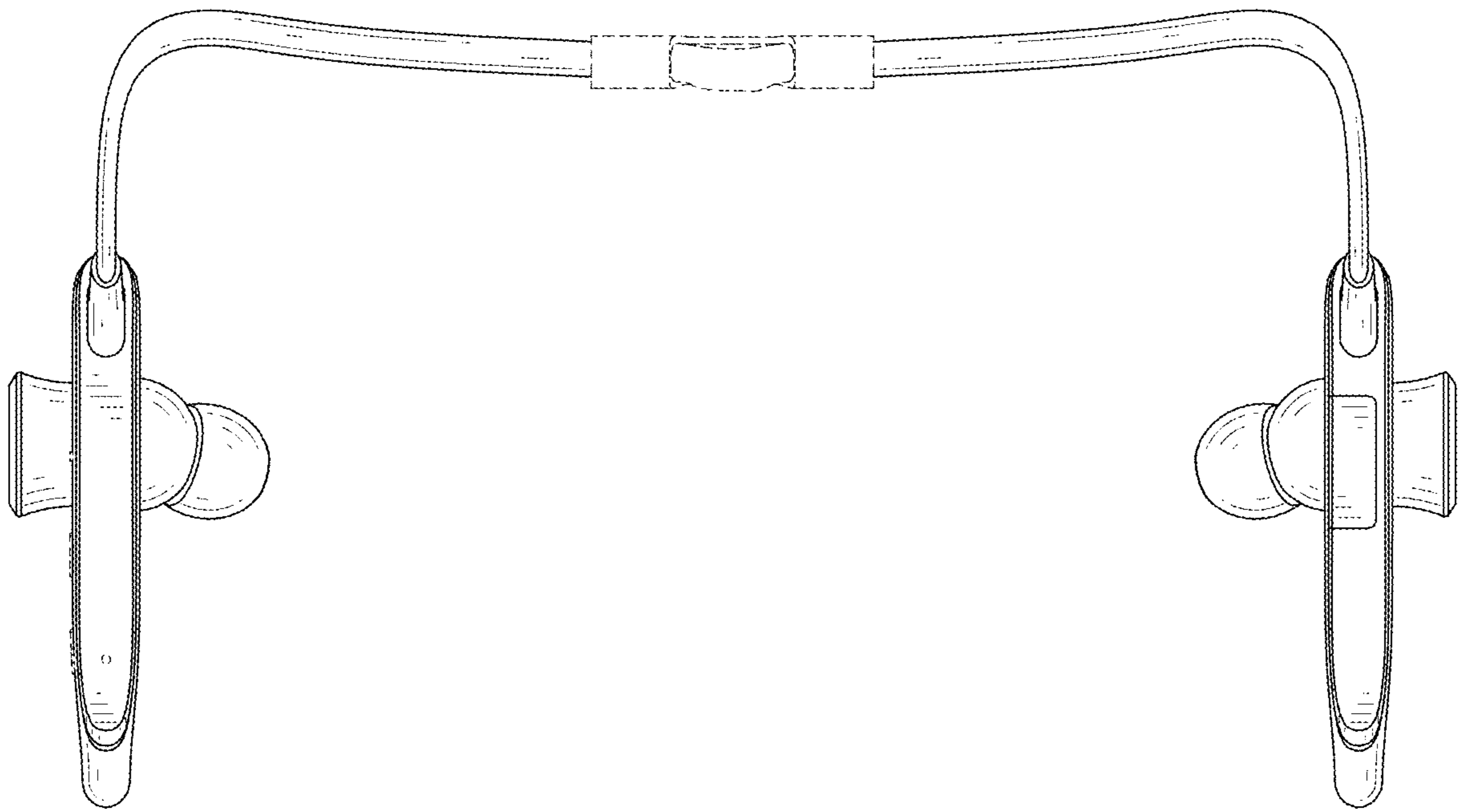


FIG. 6

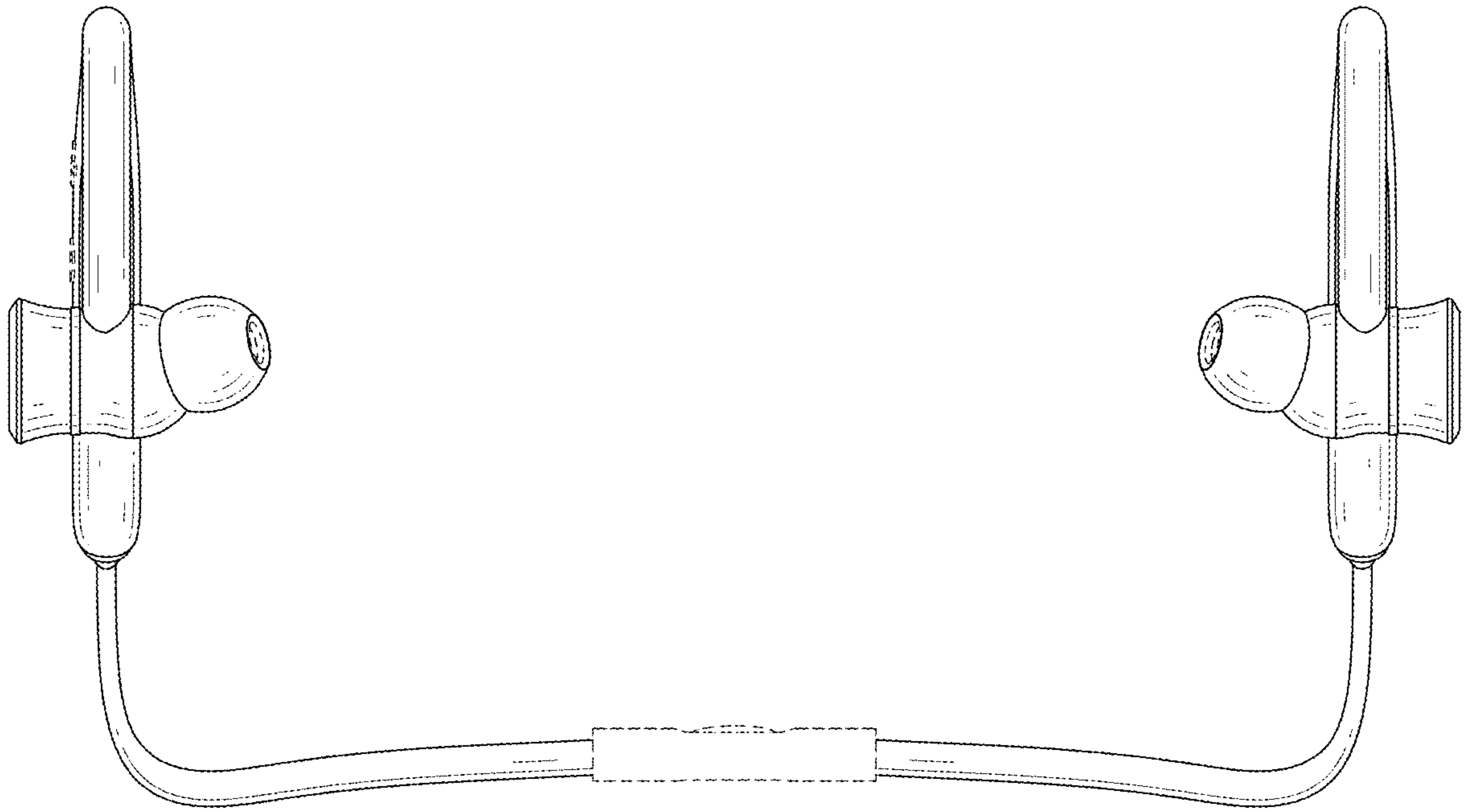


FIG. 7