



US00D869385S

(12) **United States Design Patent**  
**Lamb**

(10) **Patent No.:** **US D869,385 S**

(45) **Date of Patent:** **\*\* Dec. 10, 2019**

(54) **TIRE**

(71) Applicant: **CONTINENTAL REIFEN  
DEUTSCHLAND GMBH**, Hannover  
(DE)

(72) Inventor: **Matthew Lamb**, Waxhaw, NC (US)

(73) Assignee: **Continental Reifen Deutschland  
GmbH**, Hannover (DE)

(\*\*) Term: **15 Years**

(21) Appl. No.: **29/647,356**

(22) Filed: **May 11, 2018**

(30) **Foreign Application Priority Data**

Nov. 29, 2017 (EM) ..... 004527539-0001

(51) **LOC (12) Cl.** ..... **12-15**

(52) **U.S. Cl.**  
USPC ..... **D12/594**

(58) **Field of Classification Search**  
USPC ..... D12/579, 588, 594, 595, 596, 597, 600,  
D12/601, 602, 603  
CPC ..... B60C 11/0306; B60C 11/11  
See application file for complete search history.

(56) **References Cited**

**U.S. PATENT DOCUMENTS**

D247,744 S \* 4/1978 Duchamp ..... D12/580  
D309,723 S \* 8/1990 Nock ..... D12/595

D350,715 S \* 9/1994 Labbe ..... D12/595  
D360,856 S \* 8/1995 Himuro ..... D12/595  
D384,918 S \* 10/1997 Guspodin ..... D12/595  
D488,432 S \* 4/2004 Aull ..... D12/600  
D498,207 S \* 11/2004 Welker ..... D12/595  
D662,460 S \* 6/2012 Grote ..... D12/601  
D772,796 S \* 11/2016 Jacobs ..... D12/600  
D779,419 S \* 2/2017 Lo ..... D12/588  
D786,186 S \* 5/2017 Kuwano ..... D12/600  
D816,021 S \* 4/2018 Hiser ..... D12/601  
D818,426 S \* 5/2018 Kuwano ..... D12/600  
D838,660 S \* 1/2019 Hiser ..... D12/579

\* cited by examiner

*Primary Examiner* — Robert M. Spear

(74) *Attorney, Agent, or Firm* — Laurence A. Greenberg;  
Werner H. Stemer; Ralph E. Locher

(57) **CLAIM**

The ornamental design for a tire, as shown and described.

**DESCRIPTION**

FIG. 1 is a front perspective view of the tire showing my new invention;  
FIG. 2 is a front elevation view thereof;  
FIG. 3 is an enlarged partial front elevation view thereof;  
FIG. 4 is a right side elevation view thereof; and,  
FIG. 5 is a left side elevation view thereof.  
The dashed line depicts environmental structure and forms no part of the claimed design.

**1 Claim, 5 Drawing Sheets**

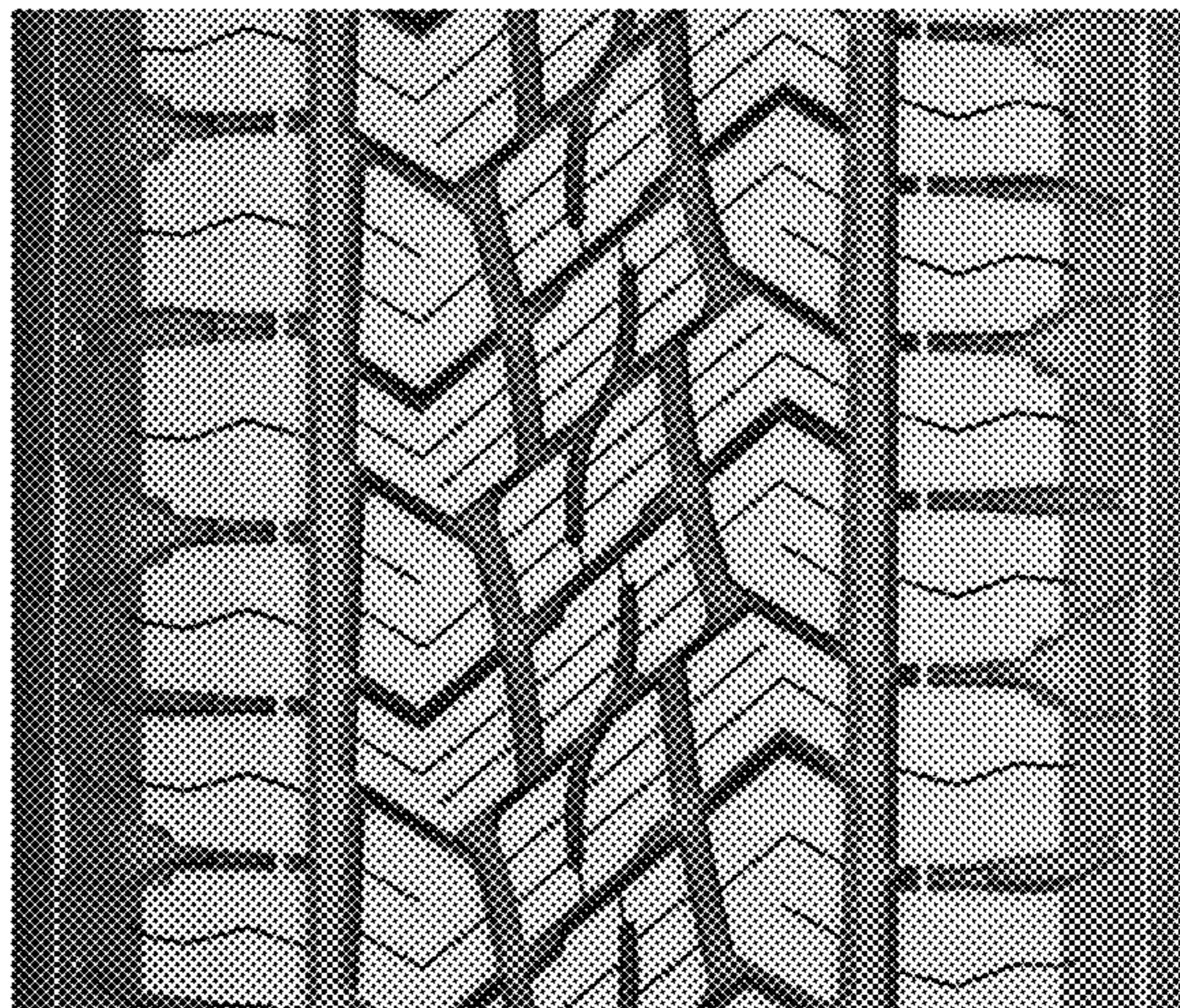




FIG. 1




FIG. 2




FIG. 3



FIG. 4



FIG. 5