



US00D869364S

(12) **United States Design Patent** (10) **Patent No.:** **US D869,364 S**  
**Ambrosi** (45) **Date of Patent:** **\*\* Dec. 10, 2019**

(54) **REARVIEW MIRROR**

(56) **References Cited**

(71) Applicant: **S.M.A.T. NORD S.R.L.**, Turin (IT)

U.S. PATENT DOCUMENTS

(72) Inventor: **Gianfranco Ambrosi**, Almese (IT)

D505,369 S \* 5/2005 Huang ..... D12/187  
D717,704 S \* 11/2014 Petroff ..... D12/187  
D717,705 S \* 11/2014 Petroff ..... D12/187  
D834,476 S \* 11/2018 Tang ..... D12/187

(73) Assignee: **S.M.A.T. NORD S.R.L.**, Turin (IT)

(\*\*) Term: **15 Years**

\* cited by examiner

(21) Appl. No.: **29/648,544**

*Primary Examiner* — Abraham Bahta

(22) Filed: **May 22, 2018**

(74) *Attorney, Agent, or Firm* — Shuttleworth & Ingersoll, PLC; Timothy J. Klima

(30) **Foreign Application Priority Data**

(57) **CLAIM**

Feb. 28, 2018 (EM) ..... 004732063

The ornamental design for a rearview mirror, as shown and described.

(51) **LOC (12) Cl.** ..... **16-16**

**DESCRIPTION**

(52) **U.S. Cl.**

USPC ..... **D12/187**

(58) **Field of Classification Search**

USPC ..... D12/114, 187-189, 191, 400, 404, 181;  
D6/300, 309; 359/843, 844, 881, 877,  
359/604, 868, 838, 839, 841, 514, 871;  
248/466, 474

CPC ..... B60R 1/076; B60R 1/074; B60R 1/078;  
B60R 1/08; B60R 1/006; B60R 1/02;  
B60R 1/06; B60R 1/0612; B60R 1/062;  
B60R 1/064; G02B 7/182; G02B 7/18

See application file for complete search history.

FIG. 1 is a front perspective view of a rearview mirror, according to the invention;  
FIG. 2 is a rear perspective view thereof;  
FIG. 3 is a side view thereof;  
FIG. 4 is a side view thereof taken from the opposite side shown in FIG. 1.3;  
FIG. 5 is a rear view thereof;  
FIG. 6 is a top plan view thereof;  
FIG. 7 is a bottom plan view thereof; and,  
FIG. 8 is a front view thereof.

**1 Claim, 8 Drawing Sheets**






FIG. 1




FIG. 2




FIG. 3




FIG. 4



FIG. 5




FIG. 6

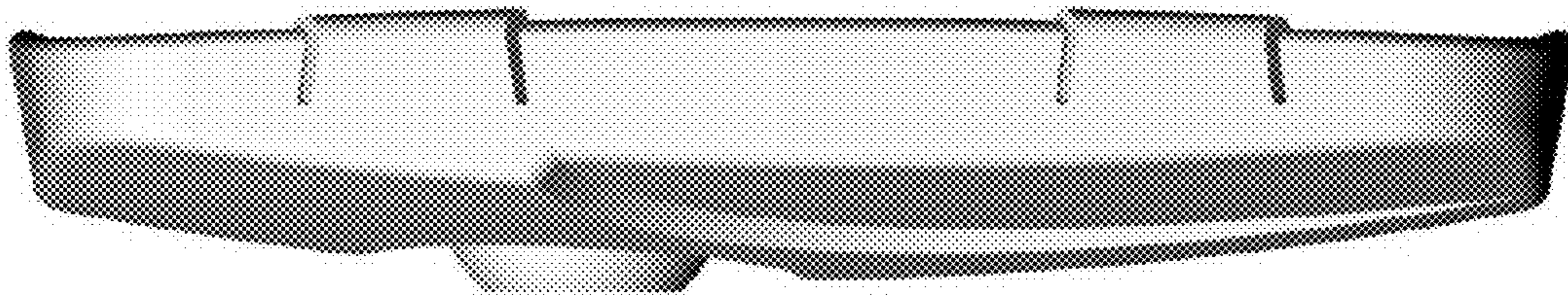


FIG. 7



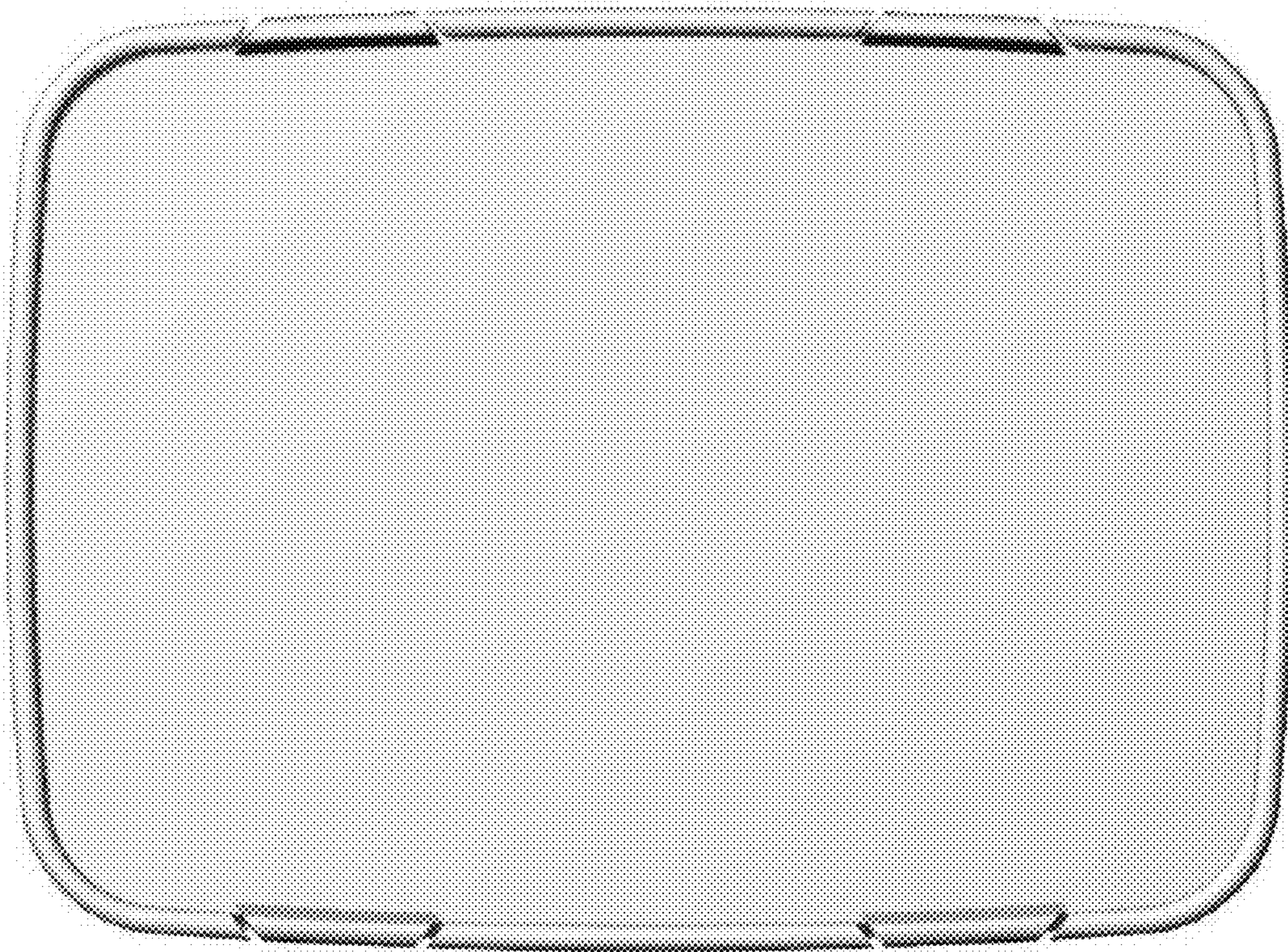


FIG. 8