



US00D869355S

(12) **United States Design Patent** (10) **Patent No.:** **US D869,355 S**  
**Dewitt et al.** (45) **Date of Patent:** **\*\* Dec. 10, 2019**

(54) **VEHICLE REAR BUMPER COVER**

(71) Applicant: **Ford Global Technologies, LLC**,  
Dearborn, MI (US)

(72) Inventors: **David Dewitt**, Docklands (AU); **Todd Willing**, East Melbourne (AU); **Max Wolff**, Birmingham, MI (US); **Pedro Guarinon**, Melbourne (AU)

(73) Assignee: **Ford Global Technologies, LLC**,  
Dearborn, MI (US)

(\*\*) Term: **15 Years**

(21) Appl. No.: **29/632,612**

(22) Filed: **Jan. 9, 2018**

(51) **LOC (12) Cl.** ..... **12-16**

(52) **U.S. Cl.**  
USPC ..... **D12/169**

(58) **Field of Classification Search**  
USPC ..... D12/169, 196, 86, 90-92, 163, 190, 98,  
D12/164; 293/102, 113, 115, 117, 120,  
293/193.11; 296/180.1, 180.2; 180/68.1,  
180/68.6  
CPC ..... B60R 19/52; B60K 11/08; B62D 25/08;  
B62B 9/16  
See application file for complete search history.

(56) **References Cited**

**U.S. PATENT DOCUMENTS**

D579,828 S \* 11/2008 Bucher ..... D12/163  
D611,395 S \* 3/2010 Krugger ..... D12/169

D626,042 S \* 10/2010 Yamazaki ..... D12/169  
D630,981 S \* 1/2011 Rao ..... D12/169  
D760,121 S \* 6/2016 Sato ..... D12/98  
D763,738 S \* 8/2016 Dewitt ..... D12/98  
D764,980 S \* 8/2016 Platto ..... D12/98  
D775,551 S \* 1/2017 Platto ..... D12/98  
D789,848 S \* 6/2017 Platto ..... D12/169  
D809,428 S \* 2/2018 Platto ..... D12/98  
D809,429 S \* 2/2018 Platto ..... D12/98  
D811,965 S \* 3/2018 Moffett ..... D12/169

\* cited by examiner

*Primary Examiner* — Melody N Brown


(57) **CLAIM**

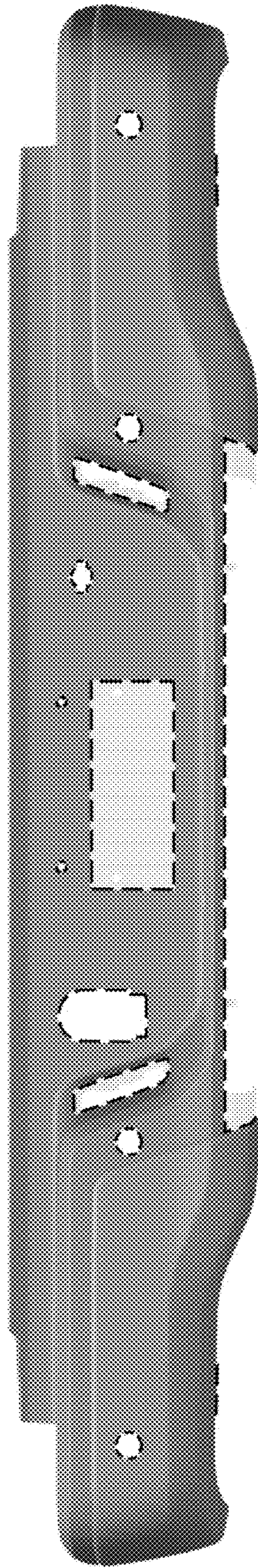
The ornamental design for a vehicle rear bumper cover, as shown and described.

**DESCRIPTION**

FIG. 1 is a front elevational view of a vehicle rear bumper cover, showing our new design;  
FIG. 2 is a left side elevational view thereof;  
FIG. 3 is a right side elevational view thereof;  
FIG. 4 is a top plan view thereof;  
FIG. 5 is a bottom plan view thereof;  
FIG. 6 is a top, front, and left side perspective view thereof;  
and,  
FIG. 7 is a bottom, front, and left side perspective view thereof.  
The broken lines that represent a boundary line surrounding and defining the claimed design, and all other broken lines shown throughout the drawing views are for environmental and illustrative purposes that form no part of the claimed design.

**1 Claim, 7 Drawing Sheets**





*Fig. 1*

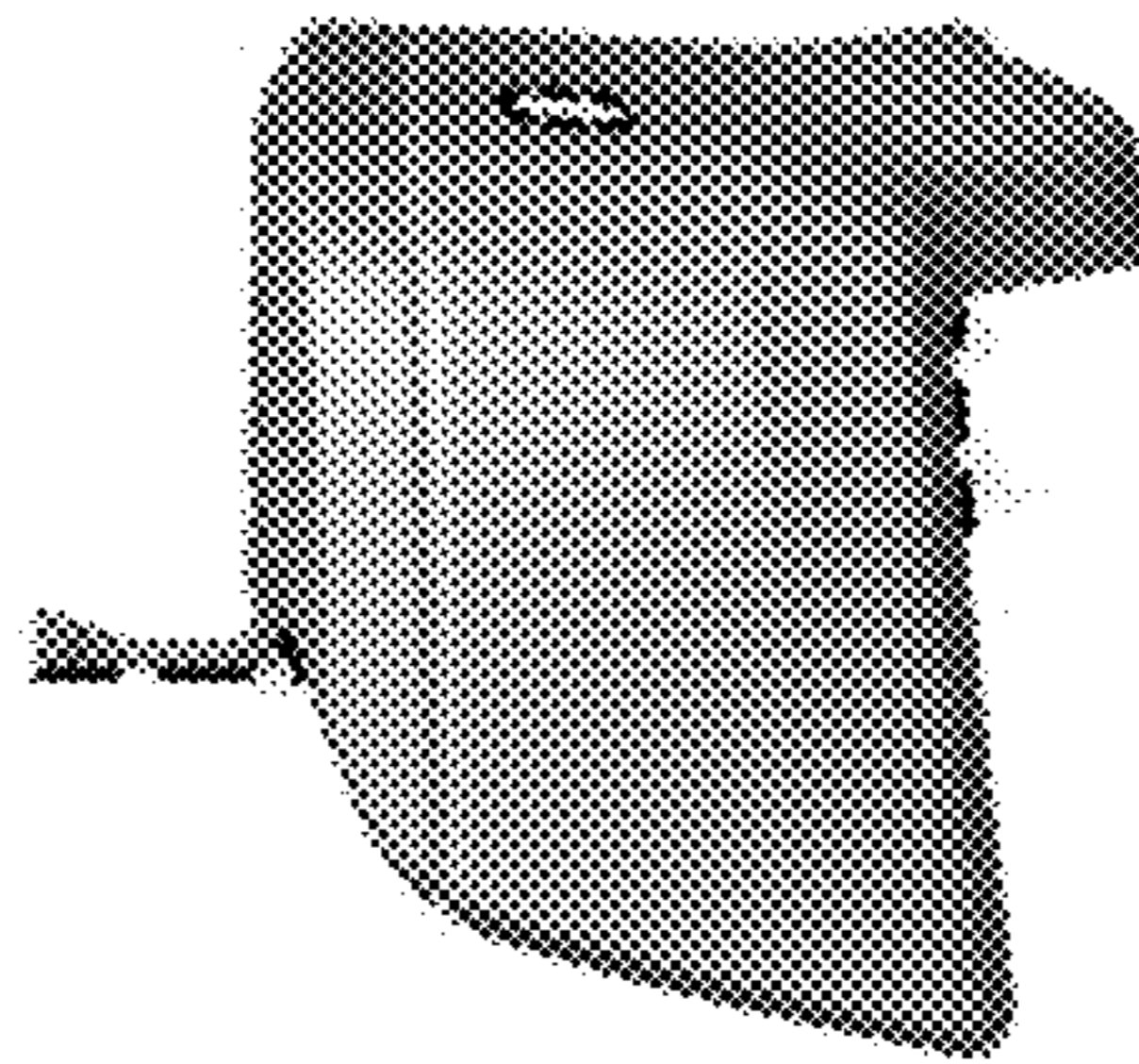
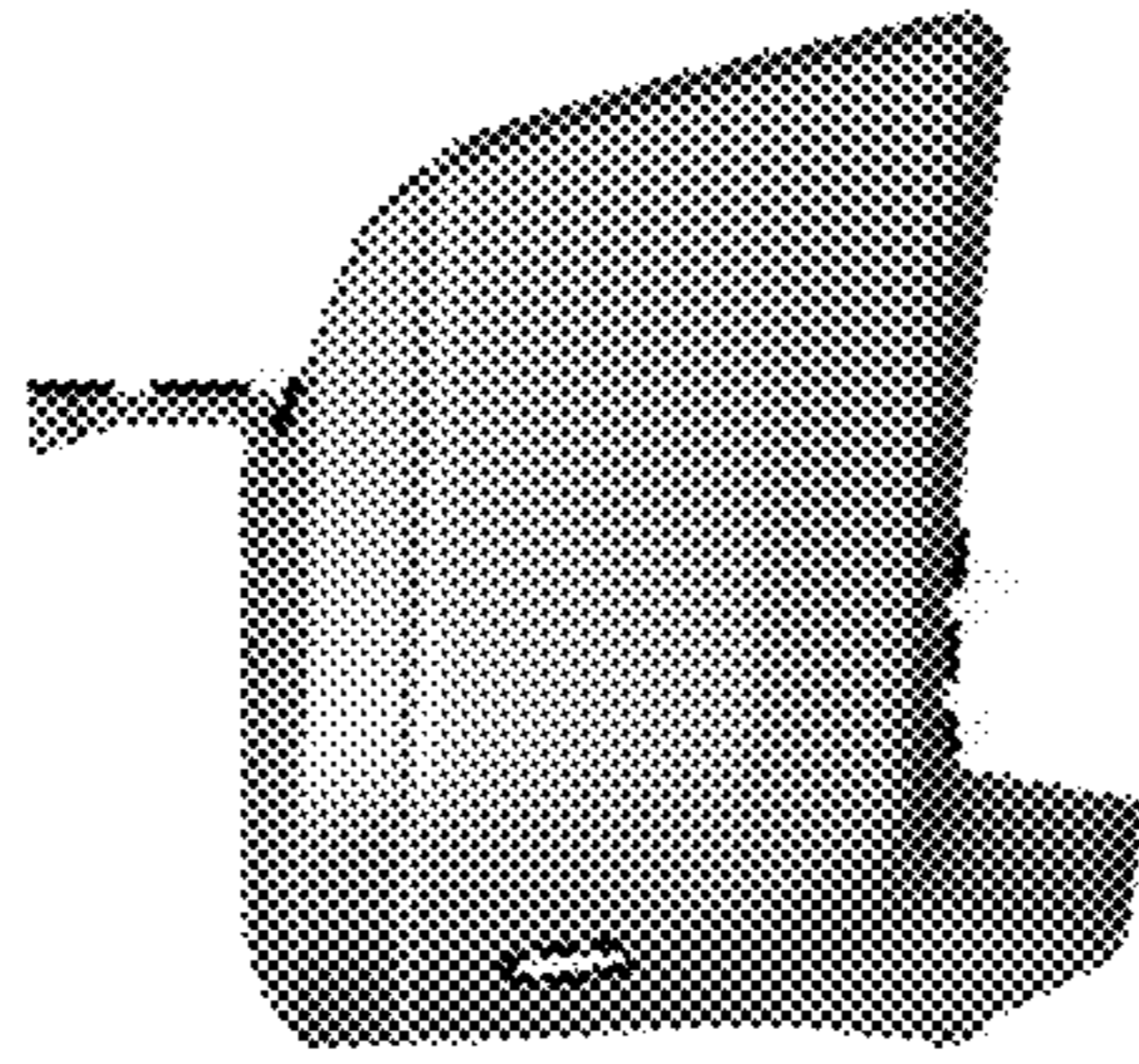


Fig. 2



*Fig. 3*

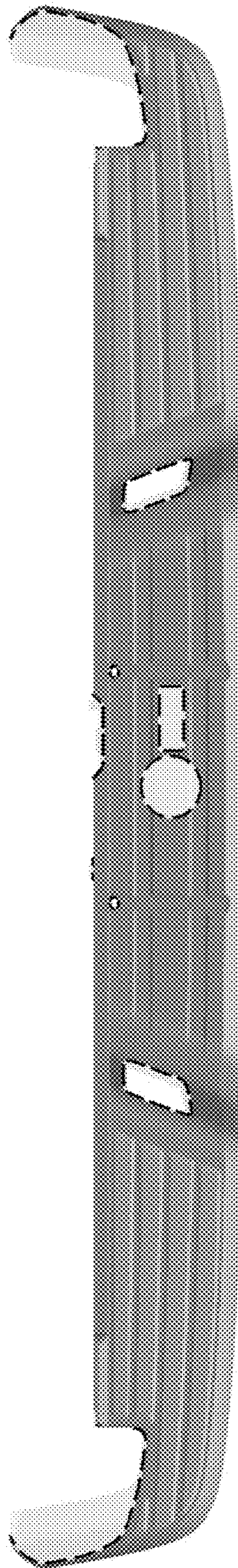


Fig. 4




Fig. 5

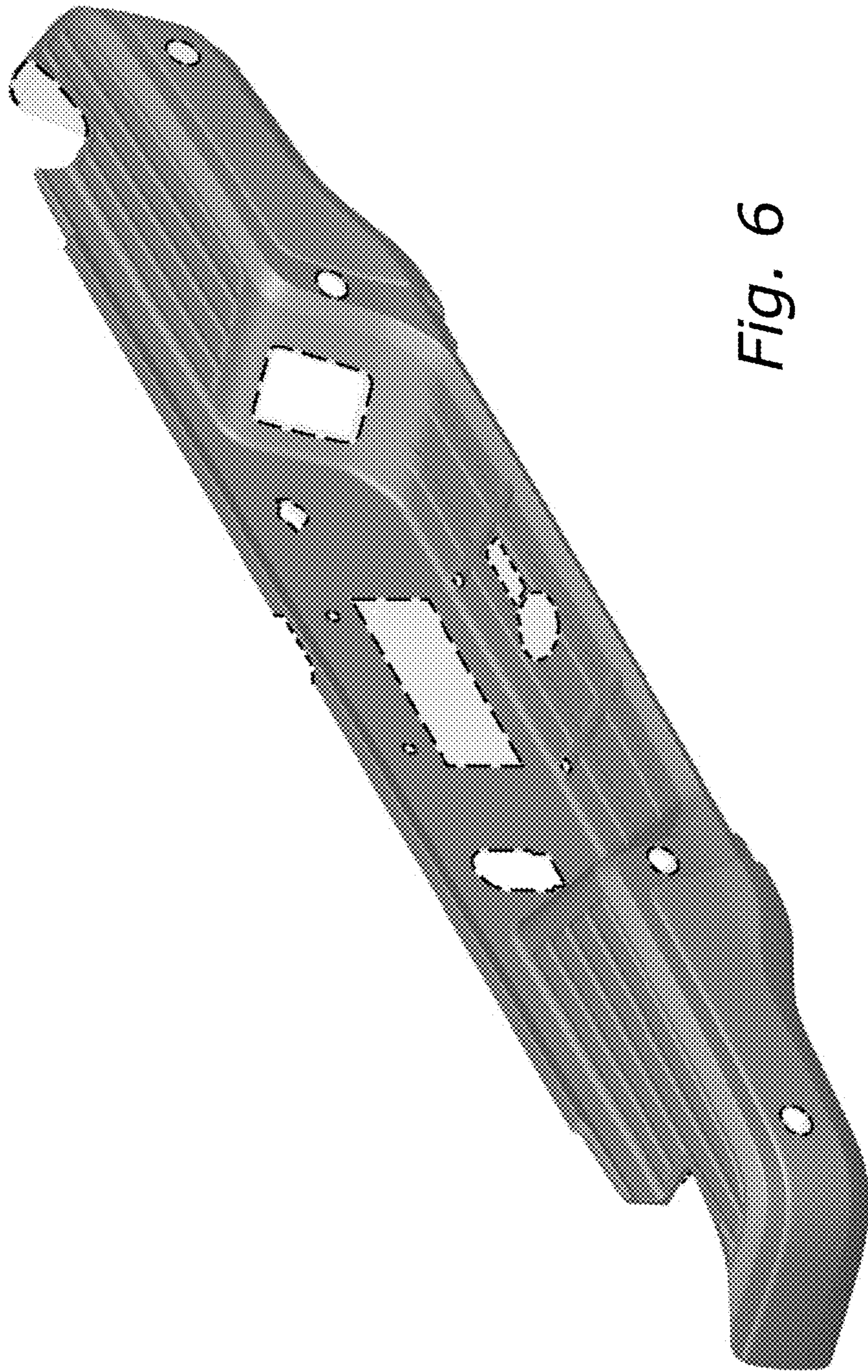


Fig. 6




Fig. 7