



US00D869339S

(12) **United States Design Patent** (10) **Patent No.:** **US D869,339 S**  
**Betancourt et al.** (45) **Date of Patent:** **\*\* Dec. 10, 2019**

(54) **VEHICLE EXTERIOR**

(71) Applicant: **Ford Global Technologies, LLC**,  
Dearborn, MI (US)

(72) Inventors: **Melvin Betancourt**, Shelby Township,  
MI (US); **Eric Stoddard**, Birmingham,  
MI (US); **Daniel J. Kangas**, Dearborn  
Heights, MI (US); **Darrell P. Behmer**,  
Novi, MI (US); **Craig S. Metros**,  
Bloomfield, MI (US); **Christopher  
Svensson**, Bloomfield, MI (US)

(73) Assignee: **Ford Global Technologies, LLC**,  
Dearborn, MI (US)

D531,548 S \* 11/2006 Hagino ..... D12/92  
D537,383 S \* 2/2007 Kato ..... D12/91  
D564,414 S \* 3/2008 Okue ..... D12/92  
D599,706 S \* 9/2009 Tanaka ..... D12/92  
D603,297 S \* 11/2009 Takahashi ..... D12/92  
D630,555 S \* 1/2011 Koshino ..... D12/92  
D649,911 S \* 12/2011 Okumoto ..... D12/92  
D686,531 S \* 7/2013 Lamm ..... D12/91  
D714,189 S \* 9/2014 Campbell ..... D12/91  
D718,661 S \* 12/2014 Tabata ..... D12/91  
D727,211 S \* 4/2015 Rupar ..... D12/91  
D736,119 S \* 8/2015 Kaoud ..... D12/91  
D741,752 S \* 10/2015 Messale ..... D12/91  
D762,527 S \* 8/2016 Willing ..... D12/92  
D816,552 S \* 5/2018 Bucher ..... D12/91  
D823,166 S \* 7/2018 Gueler ..... D12/91  
D832,142 S \* 10/2018 Gueler ..... D12/91  
D832,143 S \* 10/2018 Gueler ..... D12/91

(\*\*) Term: **15 Years**

\* cited by examiner

(21) Appl. No.: **29/640,706**

*Primary Examiner* — Melody N Brown

(22) Filed: **Mar. 16, 2018**

(51) **LOC (12) Cl.** ..... **12-08**

(52) **U.S. Cl.**  
USPC ..... **D12/92**

(58) **Field of Classification Search**  
USPC ..... D12/86, 90–92; D21/424, 433, 434;  
296/181.1–181.5, 183.1  
CPC ..... B62D 25/00; B62D 25/06; B62D 33/00;  
B62D 35/00  
See application file for complete search history.

(56) **References Cited**

**U.S. PATENT DOCUMENTS**

D500,710 S \* 1/2005 Saito ..... D12/92  
D525,174 S \* 7/2006 Minowa ..... D12/92  
D528,943 S \* 9/2006 Otsubo ..... D12/90


(57) **CLAIM**


The ornamental design for a vehicle exterior, as shown and described.

**DESCRIPTION**

FIG. 1 is a front elevational view of a vehicle exterior, showing our new design;  
FIG. 2 is a rear elevational view thereof;  
FIG. 3 is a left side elevational view thereof;  
FIG. 4 is a right side elevational view thereof;  
FIG. 5 is a top plan view thereof;  
FIG. 6 is a top, front, and left side perspective view thereof;  
and,  
FIG. 7 is a top, rear and left side perspective view thereof.

**1 Claim, 7 Drawing Sheets**





*Fig. 1*




Fig. 2




Fig. 3




Fig. 4



Fig. 5




Fig. 6




Fig. 7