



US00D869331S

(12) **United States Design Patent** (10) **Patent No.:** **US D869,331 S**  
**Degtyarev** (45) **Date of Patent:** **\*\* Dec. 10, 2019**

- (54) **ENDLESS TRACK**
- (71) Applicant: **LIMITED LIABILITY COMPANY**  
**“COMPOSIT”, Kursk (RU)**
- (72) Inventor: **Sergey Aleksandrovich Degtyarev,**  
**Kursk (RU)**
- (73) Assignee: **LIMITED LIABILITY COMPANY**  
**“COMPOSIT”, Kursk (RU)**
- (\*\*) Term: **15 Years**
- (21) Appl. No.: **29/667,461**
- (22) Filed: **Oct. 22, 2018**
- (30) **Foreign Application Priority Data**
- Jun. 4, 2018 (RU) ..... 2018502369
- (51) **LOC (12) Cl.** ..... **12-14**
- (52) **U.S. Cl.**  
 USPC ..... **12/7; D15/28**
- (58) **Field of Classification Search**  
 USPC ..... D15/28; D12/7, 8, 9, 10, 28, 608;  
 D2/951, 960; 305/165–179, 180–184,  
 305/157, 52, 158; 180/190, 191, 184;  
 474/266, 267, 260–262  
 CPC ..... B62D 55/24; B62D 55/26; B62D 55/18  
 See application file for complete search history.

- (56) **References Cited**
- U.S. PATENT DOCUMENTS
- |              |         |           |       |       |
|--------------|---------|-----------|-------|-------|
| D242,612 S * | 12/1976 | Perreault | ..... | D12/7 |
| D283,206 S * | 4/1986  | Talbot    | ..... | D12/7 |
| D380,419 S * | 7/1997  | Thompson  | ..... | D12/7 |
| D389,428 S * | 1/1998  | Dandurand | ..... | D12/7 |
| D389,429 S * | 1/1998  | Dandurand | ..... | D12/7 |
| D389,431 S * | 1/1998  | Dandurand | ..... | D12/7 |
| D389,432 S * | 1/1998  | Dandurand | ..... | D12/7 |

- |                |         |               |       |                        |
|----------------|---------|---------------|-------|------------------------|
| D389,433 S *   | 1/1998  | Dandurand     | ..... | D12/7                  |
| D389,434 S *   | 1/1998  | Dandurand     | ..... | D12/7                  |
| D389,435 S *   | 1/1998  | Dandurand     | ..... | D12/7                  |
| 5,713,645 A *  | 2/1998  | Thompson      | ..... | B62D 55/24<br>305/168  |
| 5,730,510 A *  | 3/1998  | Courtemanche  | ..... | B62D 55/096<br>305/168 |
| D393,607 S *   | 4/1998  | Dandurand     | ..... | D12/7                  |
| D394,615 S *   | 5/1998  | Dandurand     | ..... | D12/7                  |
| D408,326 S *   | 4/1999  | Dandurand     | ..... | D12/7                  |
| 6,109,705 A *  | 8/2000  | Courtemanche  | ..... | B62D 55/244<br>305/178 |
| D436,892 S *   | 1/2001  | Soucy         | ..... | D12/7                  |
| 6,575,540 B2 * | 6/2003  | Soucy         | ..... | B62D 55/24<br>305/165  |
| D511,481 S *   | 11/2005 | Sampson       | ..... | D12/7                  |
| D549,244 S *   | 8/2007  | Noel          | ..... | D15/28                 |
| D567,823 S *   | 4/2008  | Hagio         | ..... | D15/28                 |
| D588,169 S *   | 3/2009  | Hagio         | ..... | D15/28                 |
| D636,793 S *   | 4/2011  | Vladimirovich | ..... | D15/28                 |
| D637,626 S *   | 5/2011  | Vladimirovich | ..... | D15/28                 |
| D639,313 S *   | 6/2011  | Vladimirovich | ..... | D15/28                 |
| D653,681 S *   | 2/2012  | Degtyarev     | ..... | D12/7                  |
| D680,561 S *   | 4/2013  | Zuchoski      | ..... | D12/7                  |
| D681,071 S *   | 4/2013  | Zuchoski      | ..... | D12/7                  |

(Continued)

*Primary Examiner* — Mark A Goodwin  
 (74) *Attorney, Agent, or Firm* — Notaro, Michalos &  
 Zaccaria P.C.

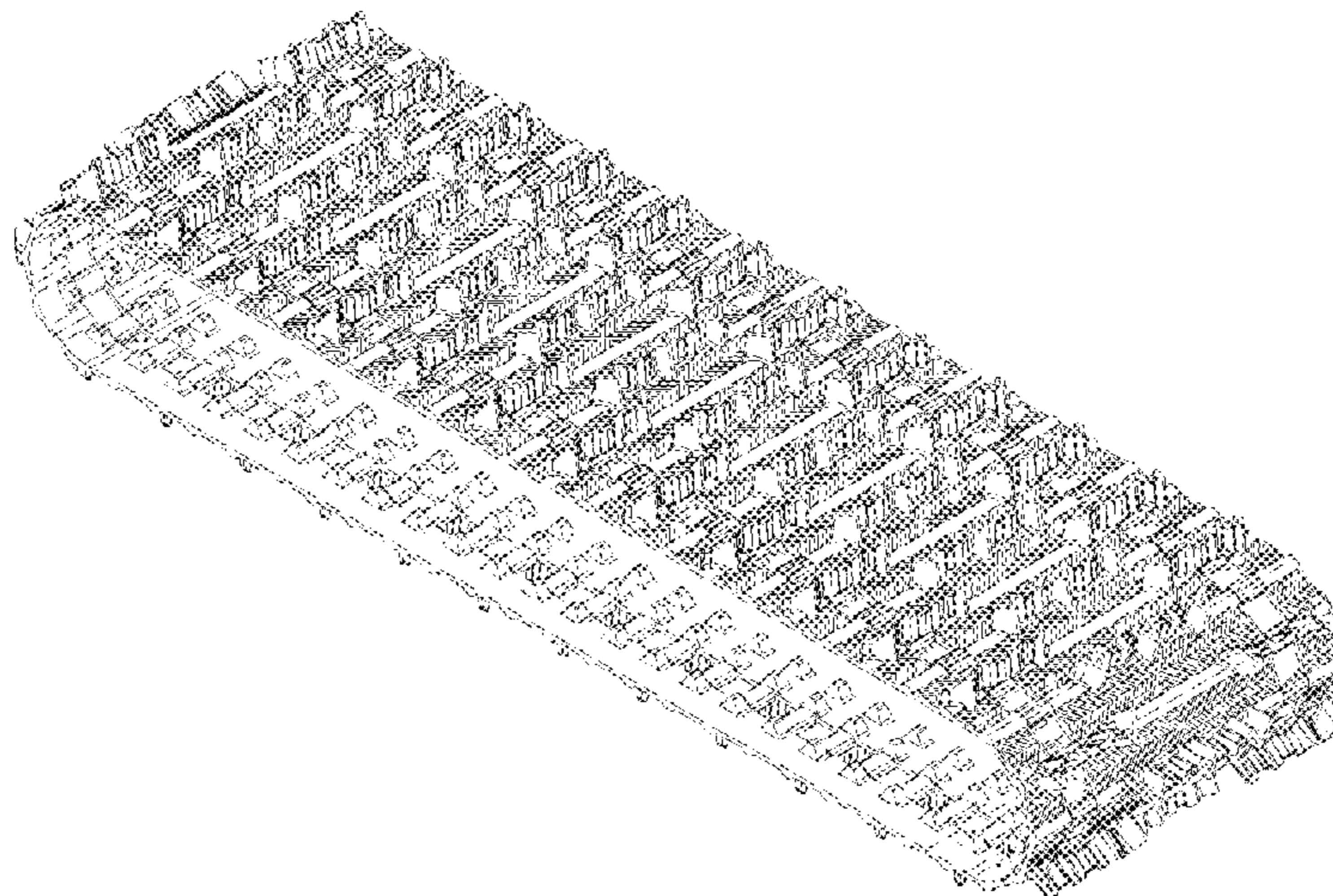
(57) **CLAIM**

The ornamental design for an endless track, as shown and described.

**DESCRIPTION**

FIG. 1 is a top, right, front perspective view of an endless track showing my new design therefor;  
 FIG. 2 is a top plan view of a section thereof;  
 FIG. 3 is a side elevational view of a section thereof; and,  
 FIG. 4 is a top plan view of a section of the inside surface of the track.

**1 Claim, 4 Drawing Sheets**



(56)

**References Cited**

U.S. PATENT DOCUMENTS

D743,300 S \* 11/2015 Degtyarev ..... D12/7  
D768,033 S \* 10/2016 Degtyarev ..... D12/7  
D768,034 S \* 10/2016 Degtyarev ..... D12/7

\* cited by examiner

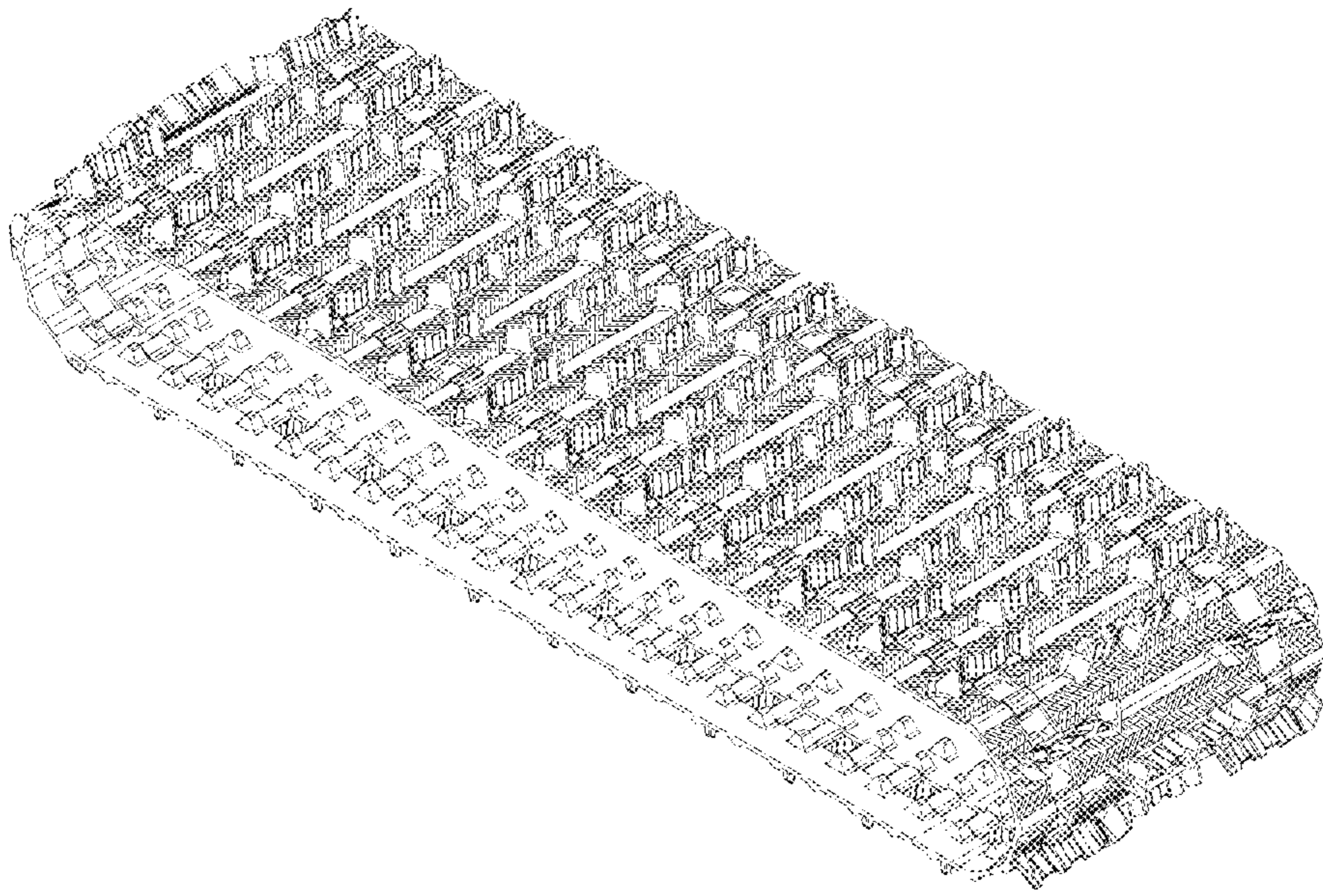


FIG. 1




FIG. 2

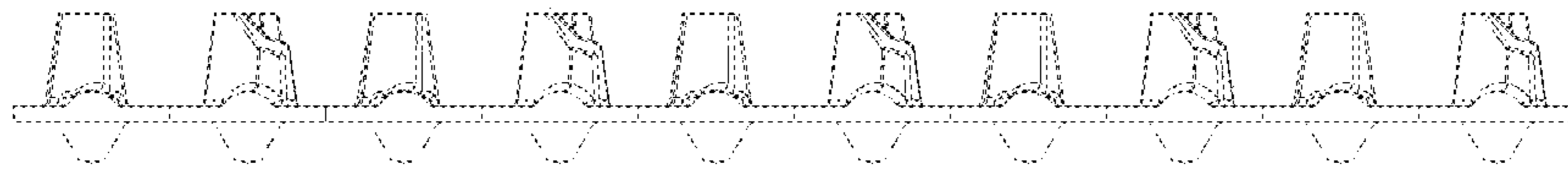


FIG. 3




FIG. 4