



US00D869321S

(12) **United States Design Patent** (10) **Patent No.:** **US D869,321 S**  
**Favre** (45) **Date of Patent:** **\*\* Dec. 10, 2019**

(54) **WATCH DIAL**

D524,181 S \* 7/2006 Nataf ..... D10/126  
D568,180 S \* 5/2008 Laucella ..... D10/39  
D611,866 S \* 3/2010 Dias ..... D10/129  
D636,692 S \* 4/2011 Pospieszny ..... D10/129  
D726,556 S \* 4/2015 Lasserre ..... D10/39

(71) Applicant: **Richemont International SA,**  
Villars-sur-Glane (CH)

(72) Inventor: **Lionel Favre,** Ambilly (FR)

**FOREIGN PATENT DOCUMENTS**

(73) Assignee: **Richemont International SA,**  
Villars-sur-Glane (CH)

CN 304523766 \* 7/2017  
WO DM071138 2/2009  
WO DM071407 4/2009  
WO WO-D094463-002 \* 1/2017  
WO WO-D096980-002 \* 7/2017

(\*\*) Term: **15 Years**

(21) Appl. No.: **29/610,428**

\* cited by examiner

(22) Filed: **Jul. 12, 2017**

*Primary Examiner* — Lilyana Bekic

*Assistant Examiner* — Aula Soroush

(30) **Foreign Application Priority Data**

(74) *Attorney, Agent, or Firm* — Taft Stettinius &  
Hollister LLP

Jan. 13, 2017 (WO) ..... DM/094463

(51) **LOC (12) Cl.** ..... **10-07**

(52) **U.S. Cl.**  
USPC ..... **D10/126**

(57) **CLAIM**

(58) **Field of Classification Search**  
USPC ..... D10/1-39, 65, 70, 122-132; D14/344,  
D14/138 R

The ornamental design for a watch dial, as shown and described.

CPC ... G04F 1/00; G04F 1/06; G04F 1/063; G04F  
7/06; G04F 7/0861; G04F 7/0871; G04F  
7/08; G04F 7/0804; G04F 7/0842; G04F  
7/0876; G04F 19/00; G04F 19/02; G04F  
19/04; G04F 19/06; G04F 19/08; G04F  
19/26; G04F 19/24; G04F 39/00; G04F  
39/002; G04F 39/004; G04F 39/006;  
A01G 25/165; B05B 12/02

**DESCRIPTION**

See application file for complete search history.

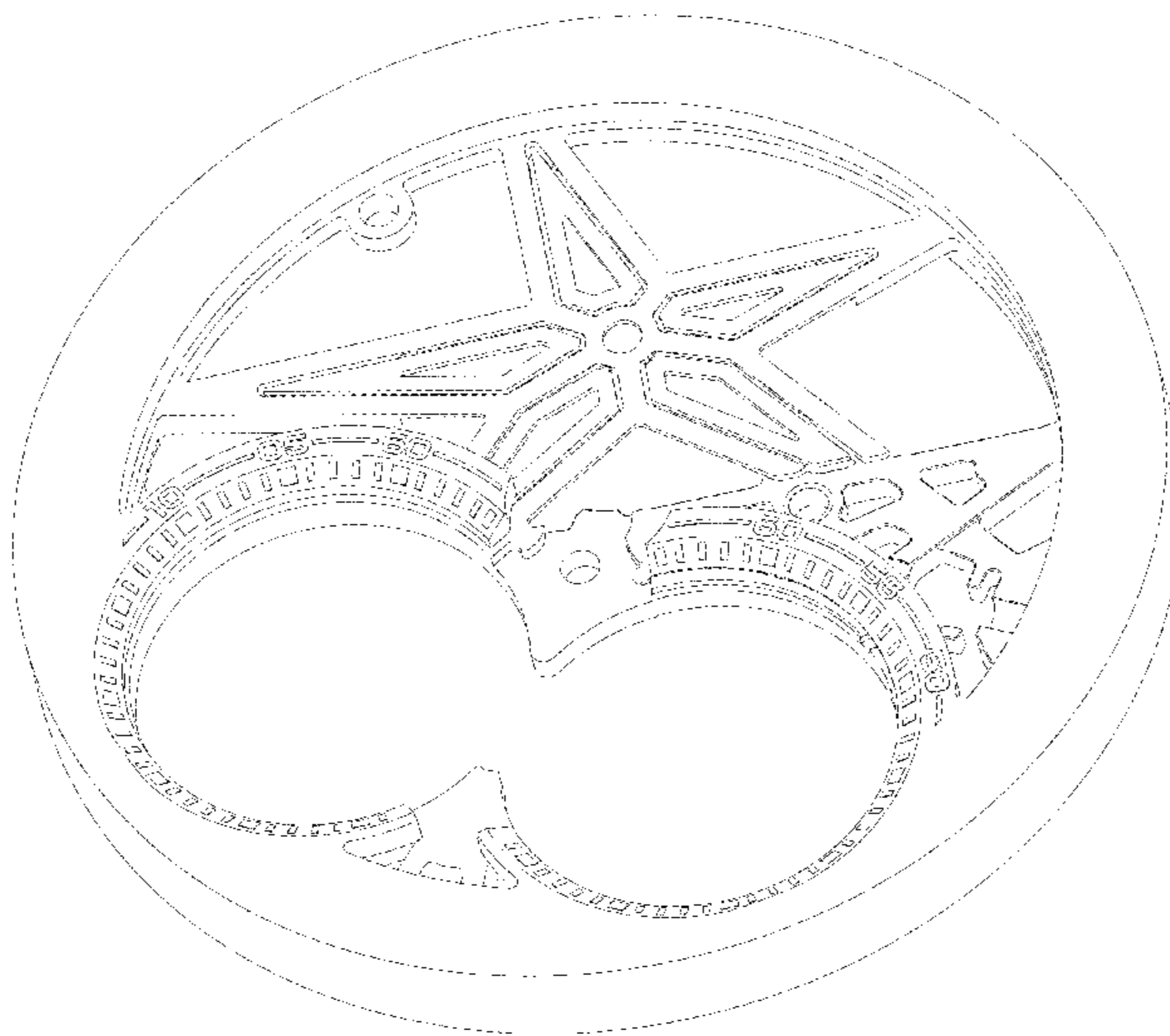
FIG. 1 is a front elevational view of a watch dial showing my new design;  
FIG. 2 is a back elevational view thereof;  
FIG. 3 is a top plan view thereof;  
FIG. 4 is a bottom plan view thereof;  
FIG. 5 is a left side elevational view thereof;  
FIG. 6 is a right side elevational view thereof; and,  
FIG. 7 is a front, right side perspective view thereof.  
The broken lines in the drawing figures depict portions of the watch dial that form no part of the claimed design.

(56) **References Cited**

**U.S. PATENT DOCUMENTS**

D62,566 S \* 6/1923 Dudley ..... D10/129  
D355,096 S \* 2/1995 Lang ..... D10/126

**1 Claim, 7 Drawing Sheets**






Fig. 1




Fig. 2




Fig. 3



Fig. 4




Fig. 5



Fig. 6

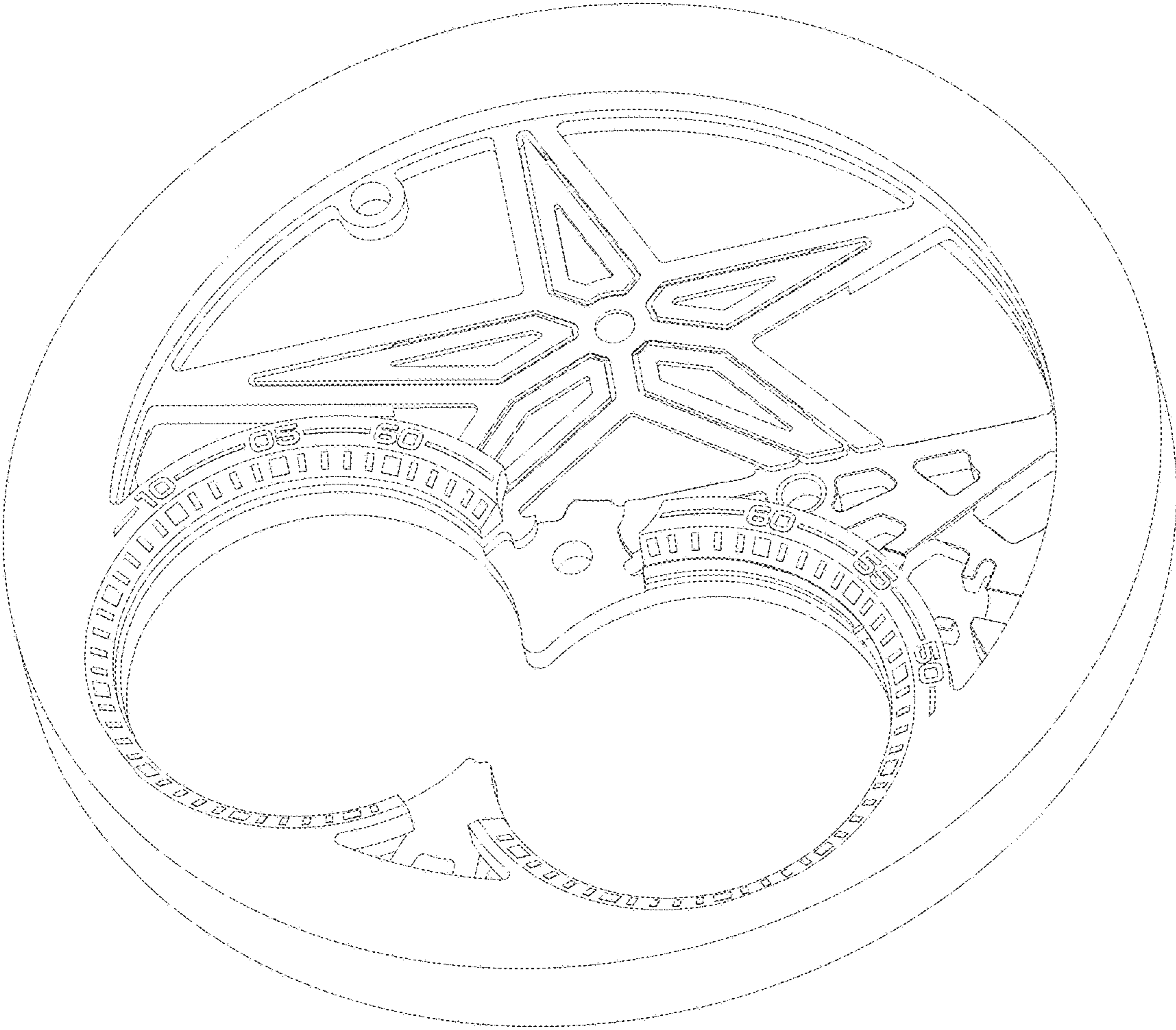


Fig.7