

US00D869309S

(12) **United States Design Patent** (10) **Patent No.:** **US D869,309 S**  
**Barton et al.** (45) **Date of Patent:** **\*\* \*Dec. 10, 2019**

(54) **DIAGNOSTIC ANALYZER**

2021/0106–2021/9586; G01N  
35/00–35/1097; G01N

(71) Applicant: **Abbott Laboratories**, Abbott Park, IL  
(US)

(Continued)

(72) Inventors: **Christina A. Barton**, Irving, TX (US);  
**Sherry Sue Eckholm**, Sun Prairie, WI  
(US); **Vladlena Belozero**,  
Philadelphia, PA (US); **Ami Marie**  
**Verhalen**, Sun Prairie, WI (US); **Jesse**  
**Charles Darley**, Madison, WI (US)

(56)

**References Cited**

U.S. PATENT DOCUMENTS

D662,431 S 6/2012 Kimura  
D724,753 S 3/2015 Gutmann et al.  
D773,071 S 11/2016 Hakoda

(Continued)

(73) Assignee: **ABBOTT LABORATORIES**, Abbott  
Park, IL (US)

OTHER PUBLICATIONS

(\*) Notice: This patent is subject to a terminal dis-  
claimer.

Japanese Patent Office, “Directive,” issued in connection with  
Japanese Patent Application No. 2016-19292, dated Mar. 7, 2017, 5  
pages.

(Continued)

(\*\*) Term: **15 Years**

*Primary Examiner* — Antoine Duval Davis

(21) Appl. No.: **29/622,464**

(74) *Attorney, Agent, or Firm* — McAndrews, Held &  
Malloy, Ltd.

(22) Filed: **Oct. 17, 2017**

(57)

**CLAIM**

The ornamental design for diagnostic analyzers, as shown  
and described.

**Related U.S. Application Data**

**DESCRIPTION**

(63) Continuation of application No. 29/549,335, filed on  
Dec. 21, 2015, now Pat. No. Des. 800,000, which is  
a continuation-in-part of application No. 29/531,578,  
filed on Jun. 26, 2015, now Pat. No. Des. 777,049.

The file of this patent contains at least one drawing/photo-  
graph executed in color. Copies of this patent with color  
drawings(s)/photograph(s) will be provided by the Office  
upon request and payment of the necessary fee.

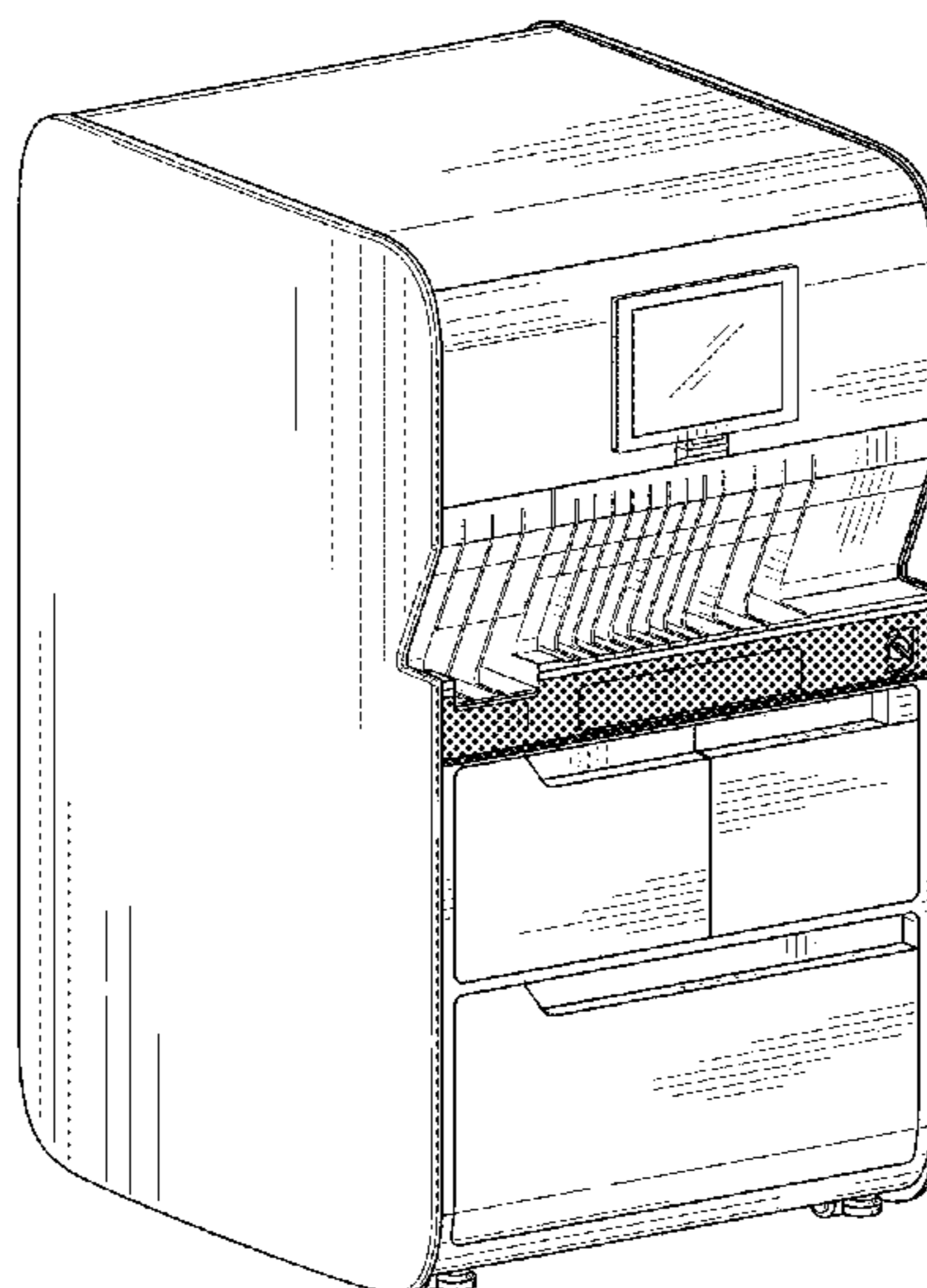
(51) **LOC (12) Cl.** ..... **10-04**

(52) **U.S. Cl.**  
USPC ..... **D10/81; D24/216**

FIG. 1 is a front left perspective view of a diagnostic  
analyzer showing our new design;  
FIG. 2 is a front elevation view thereof;  
FIG. 3 is a rear elevation view thereof;  
FIG. 4 is a right side elevation view thereof;  
FIG. 5 is a left side elevation view thereof;  
FIG. 6 is a top plan view thereof; and,  
FIG. 7 is a bottom plan view thereof.

(58) **Field of Classification Search**  
USPC ..... D10/81; D24/107, 169, 185, 216, 217,  
D24/218, 219, 232, 233, 234  
CPC .. G01N 21/00; G01N 21/01; G01N 2201/022;  
G01N 2201/0221; G01N 2201/0222;  
G01N 2201/0224; G01N 2201/0225;  
G01N 2201/0227; G01N 2201/0228;  
G01N 2201/024; G01N 2201/0245; G01N  
2021/80112–21/958; G01N

**1 Claim, 4 Drawing Sheets**  
**(2 of 4 Drawing Sheet(s) Filed in Color)**



(58) **Field of Classification Search**

CPC ..... 2035/00019–2035/1093; G01N  
2204/022–2204/0228

See application file for complete search history.

(56) **References Cited**

U.S. PATENT DOCUMENTS

D788,617 S \* 6/2017 Barton ..... D10/81  
D802,785 S \* 11/2017 Barton ..... D24/216  
D824,536 S \* 7/2018 Barton ..... D24/232  
D838,613 S \* 1/2019 Barton ..... D10/81  
D840,048 S \* 2/2019 Barton ..... D24/216

OTHER PUBLICATIONS

Japanese Patent Office, “Notice of Reason for Rejection,” issued in connection with Japanese Design Application No. 2016-19293, dated Nov. 8, 2016, 3 pages.

Japanese Patent Office, “Notice of Reason for Rejection,” issued in connection with Japanese Design Application No. 2016-19292, dated Nov. 8, 2016, 3 pages.

Japanese Patent Office, “Notice of Reason for Rejection,” issued in connection with Japanese Design Application No. 2016-19291, dated Nov. 8, 2016, 3 pages.

State Intellectual Property Office of China, “Notice of Grant of Patent Right,” issued in connection with Chinese Patent Application No. 201530555258.3, dated Oct. 20, 2016, 5 pages.

Japanese Patent Office, “Notice of Reason for Rejection,” issued in connection with Japanese Design Application No. 2015-28872 dated Jun. 14, 2016, 5 pages.

Office for Harmonization in The Internal Market, “Notification of the Registration of the Community Designs,” issued in connection with European Community Design Nos. 002930230-0001 through 002930230-0029, dated Mar. 17, 2016, 6 pages.

United States Patent and Trademark Office, “Notice of Allowance and Fee(s) Due,” issued in connection with U.S. App. No. 29/531,578, dated Sep. 8, 2016, 14 pages.

United States Patent and Trademark Office, “Restriction and/or Election Requirement,” issued in connection with U.S. Appl. No: 29/531,578, dated Jul. 6, 2016, 14 pages.

\* cited by examiner

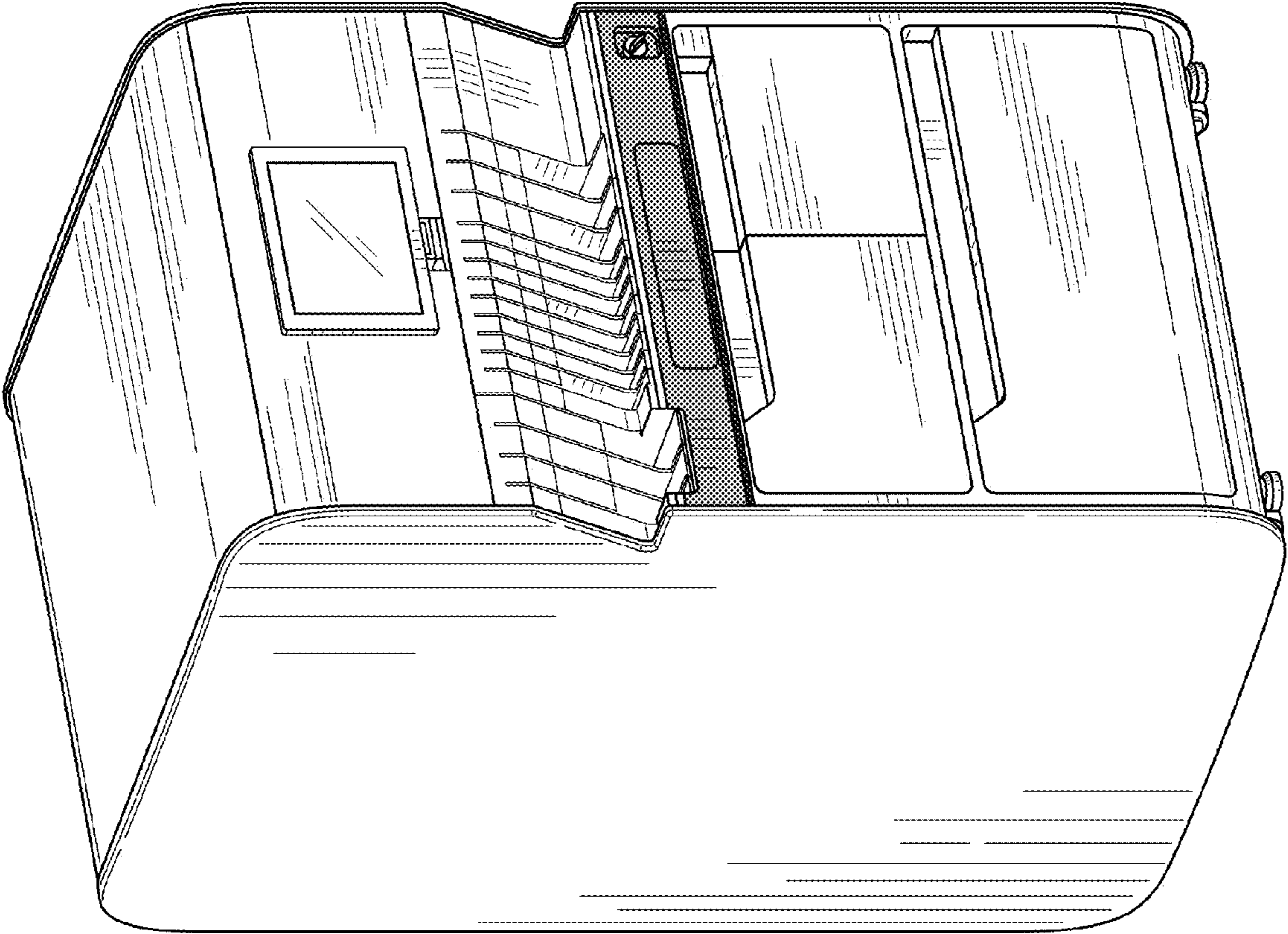


FIG. 1




FIG. 3

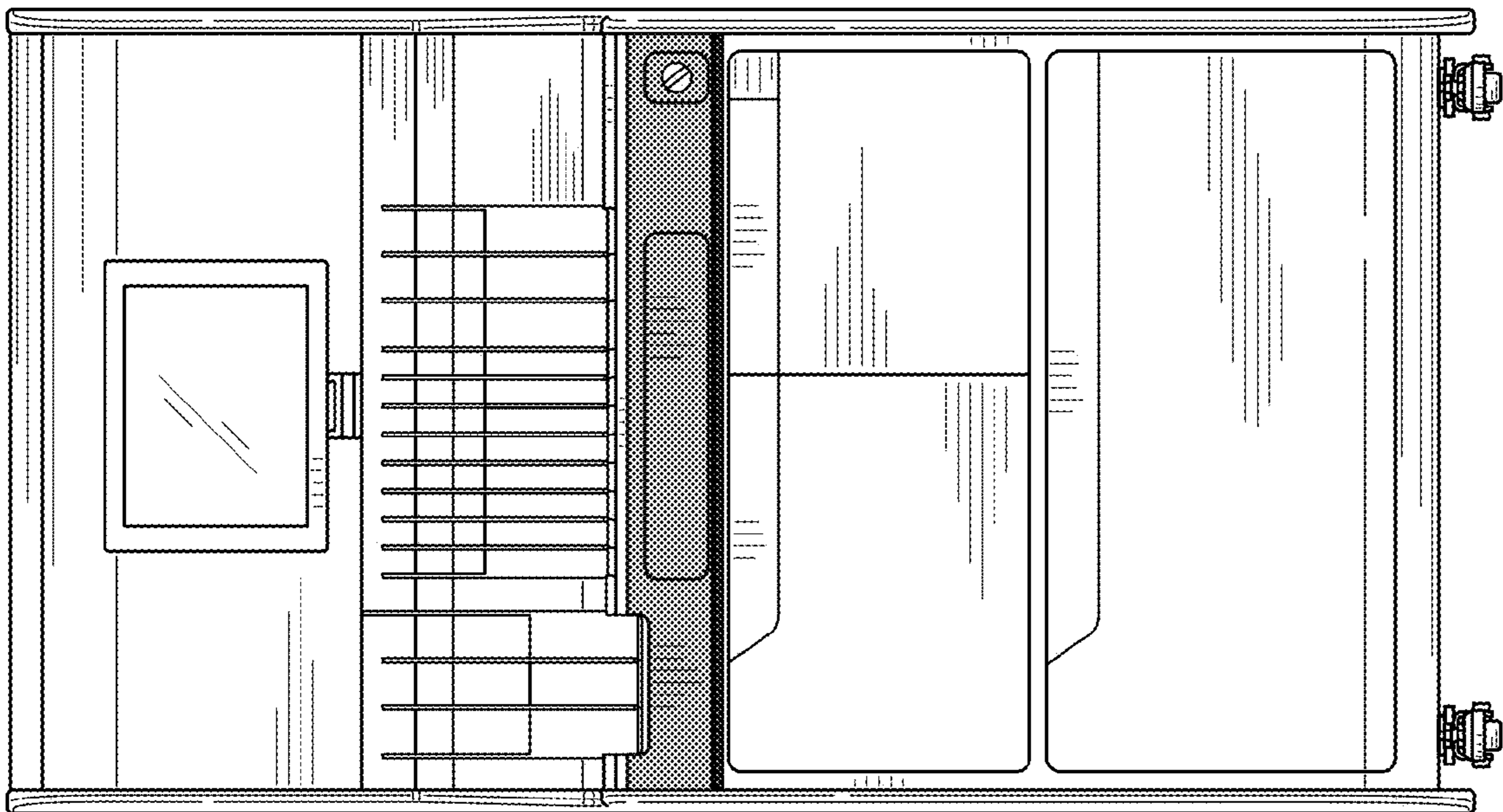


FIG. 2




FIG. 5




FIG. 4

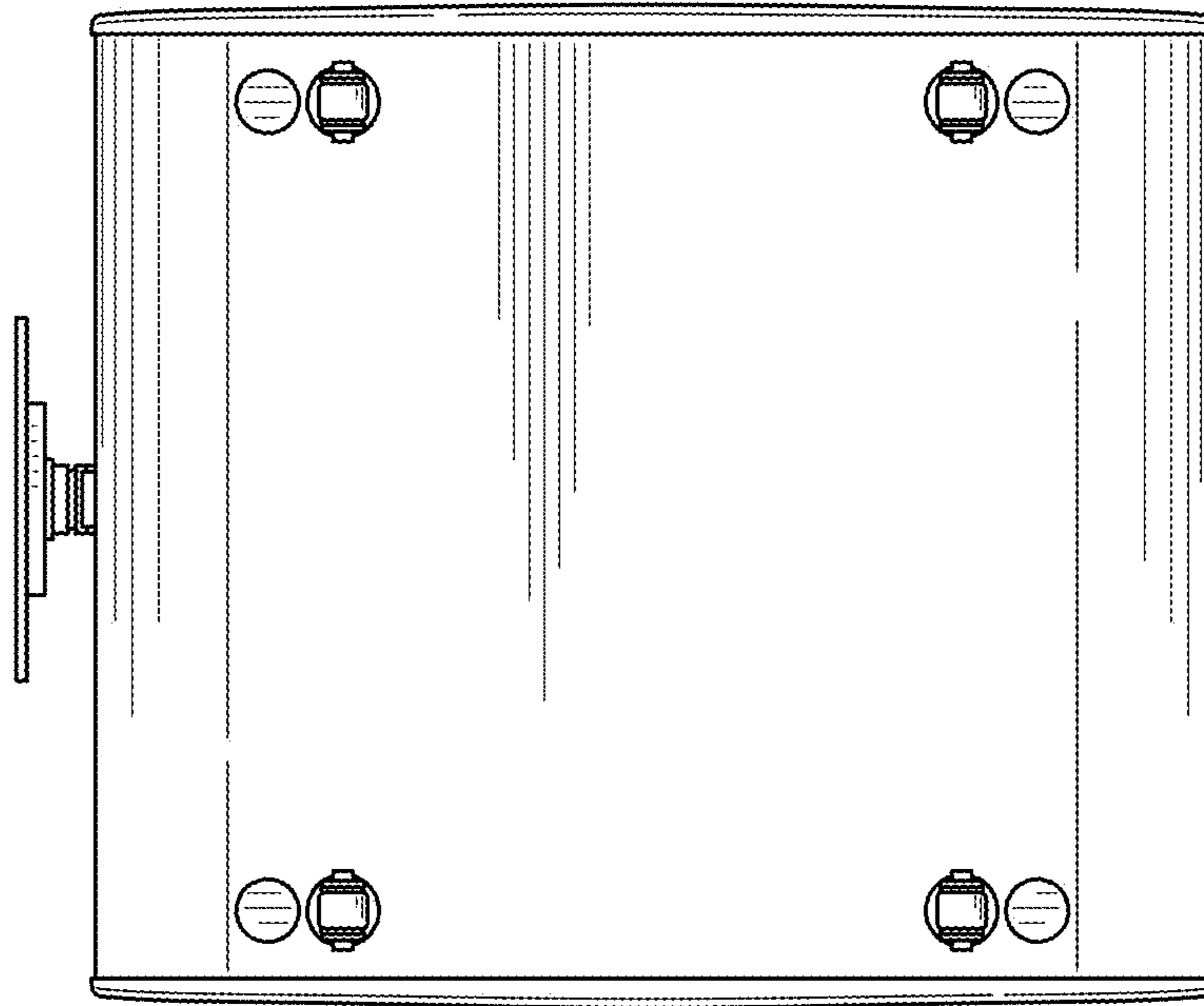


FIG. 6

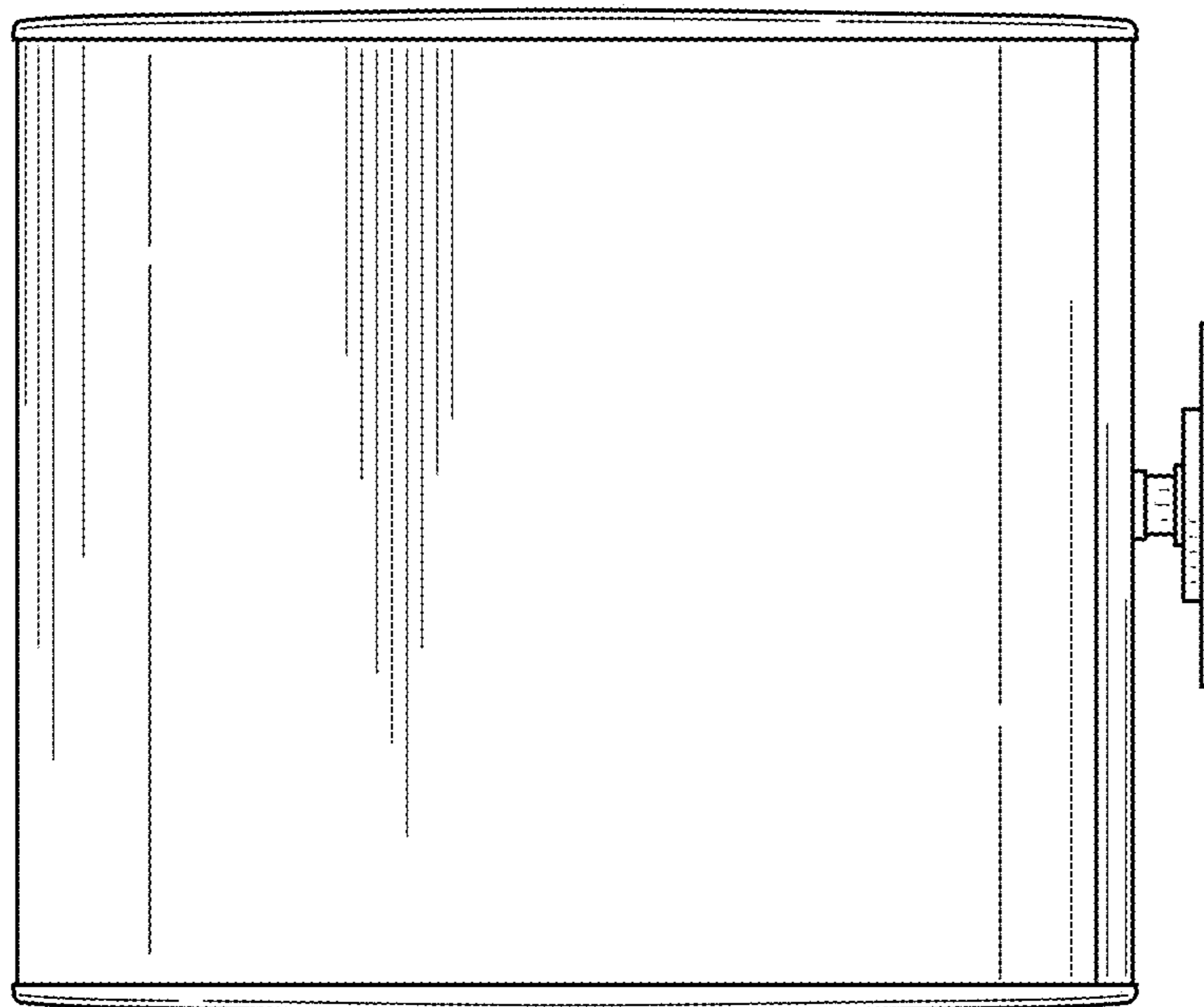


FIG. 7