



US00D869285S

(12) **United States Design Patent** (10) **Patent No.:** **US D869,285 S**
Greco et al. (45) **Date of Patent:** **** Dec. 10, 2019**

(54) **FINGER PUPPETS PACKAGING**

D561,607 S * 2/2008 Caudill D9/624
D699,582 S * 2/2014 Baum D9/624
D766,731 S * 9/2016 Sekhon D9/624

(71) Applicant: **Ginsey Industries, Inc.**, Swedesboro, NJ (US)

* cited by examiner

(72) Inventors: **Christopher E. Greco**, Sewell, NJ (US); **Traci Downing**, Mullica, NJ (US); **Deborah J. Lengyel**, Riverton, NJ (US)

Primary Examiner — Sandra L Morris
(74) *Attorney, Agent, or Firm* — Pepper Hamilton LLP

(73) Assignee: **Ginsey Industries, Inc.**, Swedesboro, NJ (US)

(57) **CLAIM**

We claim an ornamental design for a finger puppets packaging, as shown and described.

(**) Term: **15 Years**

DESCRIPTION

(21) Appl. No.: **29/667,641**

FIG. 1 is a front perspective view of a finger puppets packaging in accordance with the design, wherein finger puppets are secured to finger-like portions.

(22) Filed: **Oct. 23, 2018**

FIG. 2 is a front perspective view thereof, wherein the finger puppets are removed from the finger-like portions, which are raised to a particular degree;

(51) **LOC (12) Cl.** **09-01**

FIG. 3 is a front view thereof;

(52) **U.S. Cl.**

FIG. 4 is a rear view thereof;

USPC **D9/624**; D9/415

FIG. 5 is a left side view thereof;

(58) **Field of Classification Search**

USPC D9/600, 624, 414-434, 456-457, 499, D9/737, 748-749, 756, 758-761

FIG. 6 is a right side view thereof;

See application file for complete search history.

FIG. 7 is a top view thereof;

FIG. 8 is a bottom view thereof;

(56) **References Cited**

U.S. PATENT DOCUMENTS

D172,540 S * 7/1954 Jacobsson D9/264
D240,901 S * 8/1976 Under D9/624
D412,110 S * 7/1999 Cornwell D9/415
D434,649 S * 12/2000 Hatch D9/415
D491,464 S * 6/2004 Porwit D9/624
D503,612 S * 4/2005 Krebsbach D9/624
D551,551 S * 9/2007 Woolery D9/415


FIG. 9 is a rear view thereof, wherein the finger puppets are secured to the finger-like portions;

FIG. 10 is a front view thereof, wherein the finger-like portions are aligned with the packaging; and,

FIG. 11 is a rear view thereof, wherein the finger-like portions are aligned with the packaging.

The portions shown in broken lines form no part of the claimed design.

1 Claim, 11 Drawing Sheets






FIG. 1

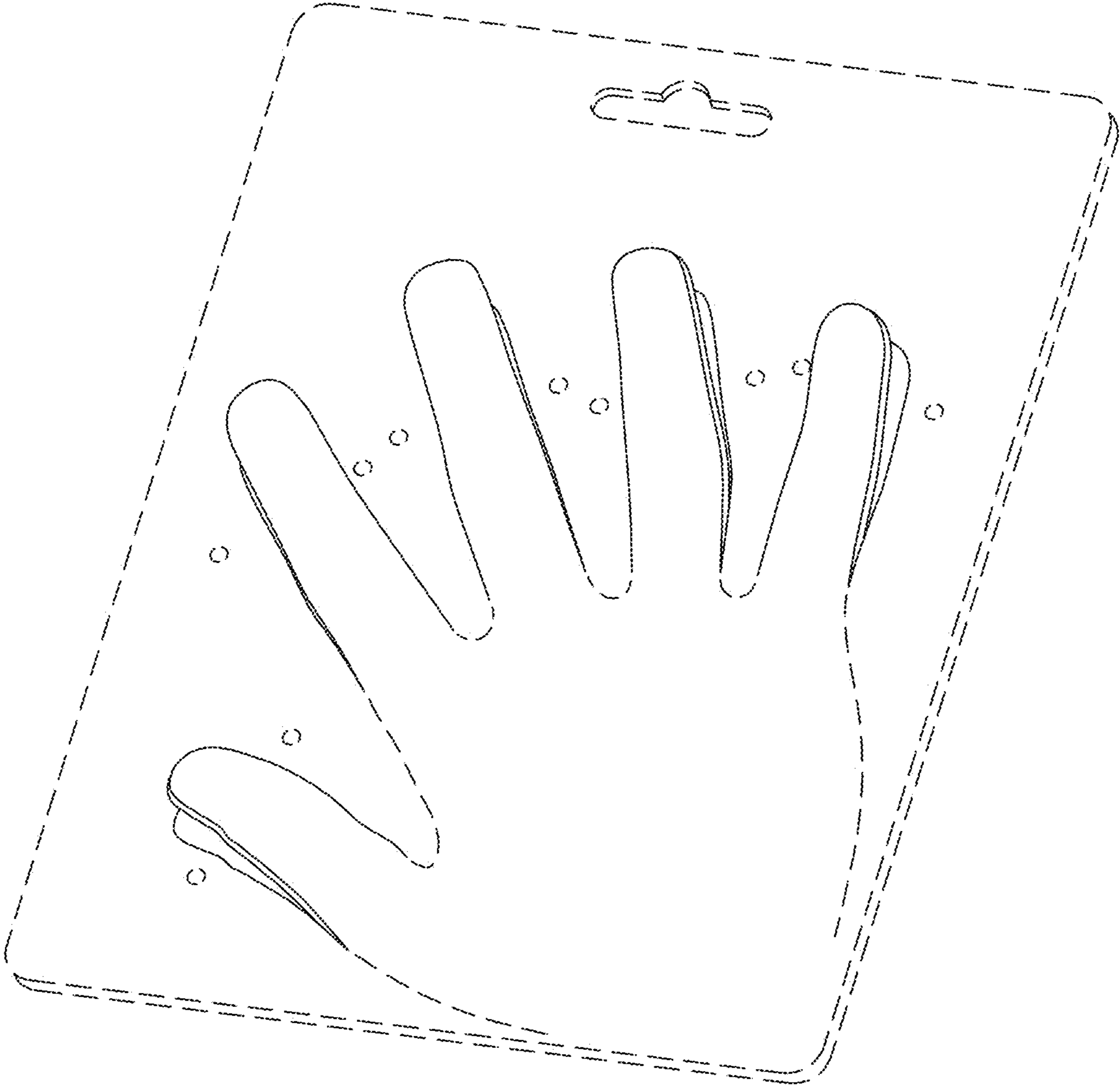


FIG. 2

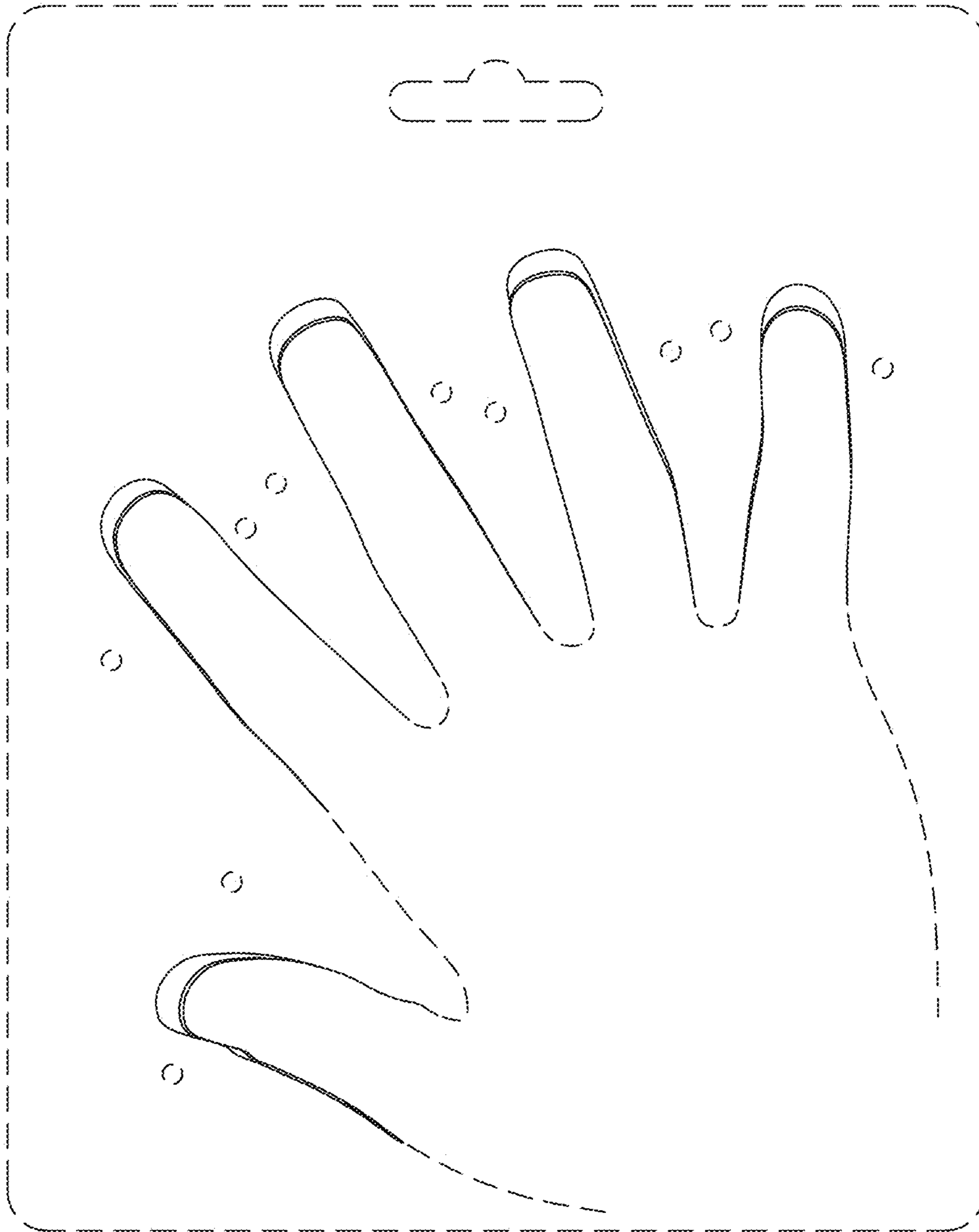


FIG. 3

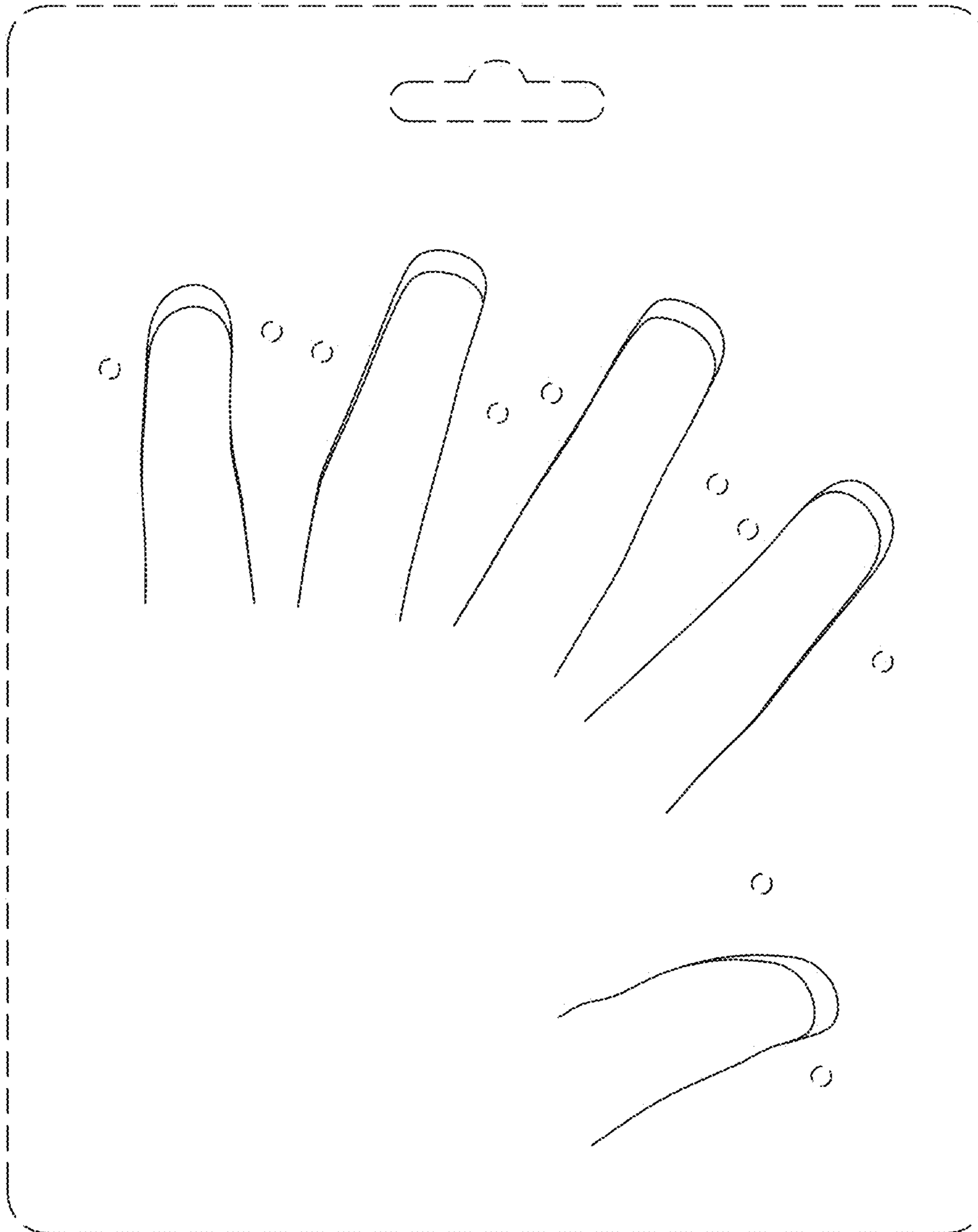


FIG. 4




FIG. 5



FIG. 6

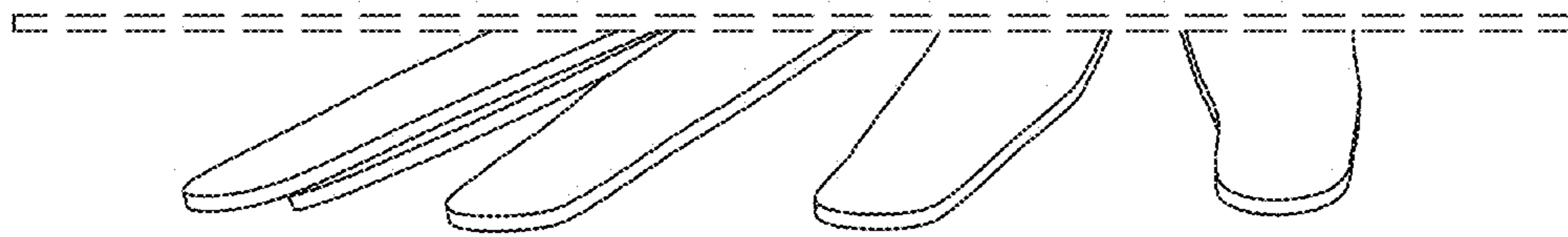


FIG. 7




FIG. 8

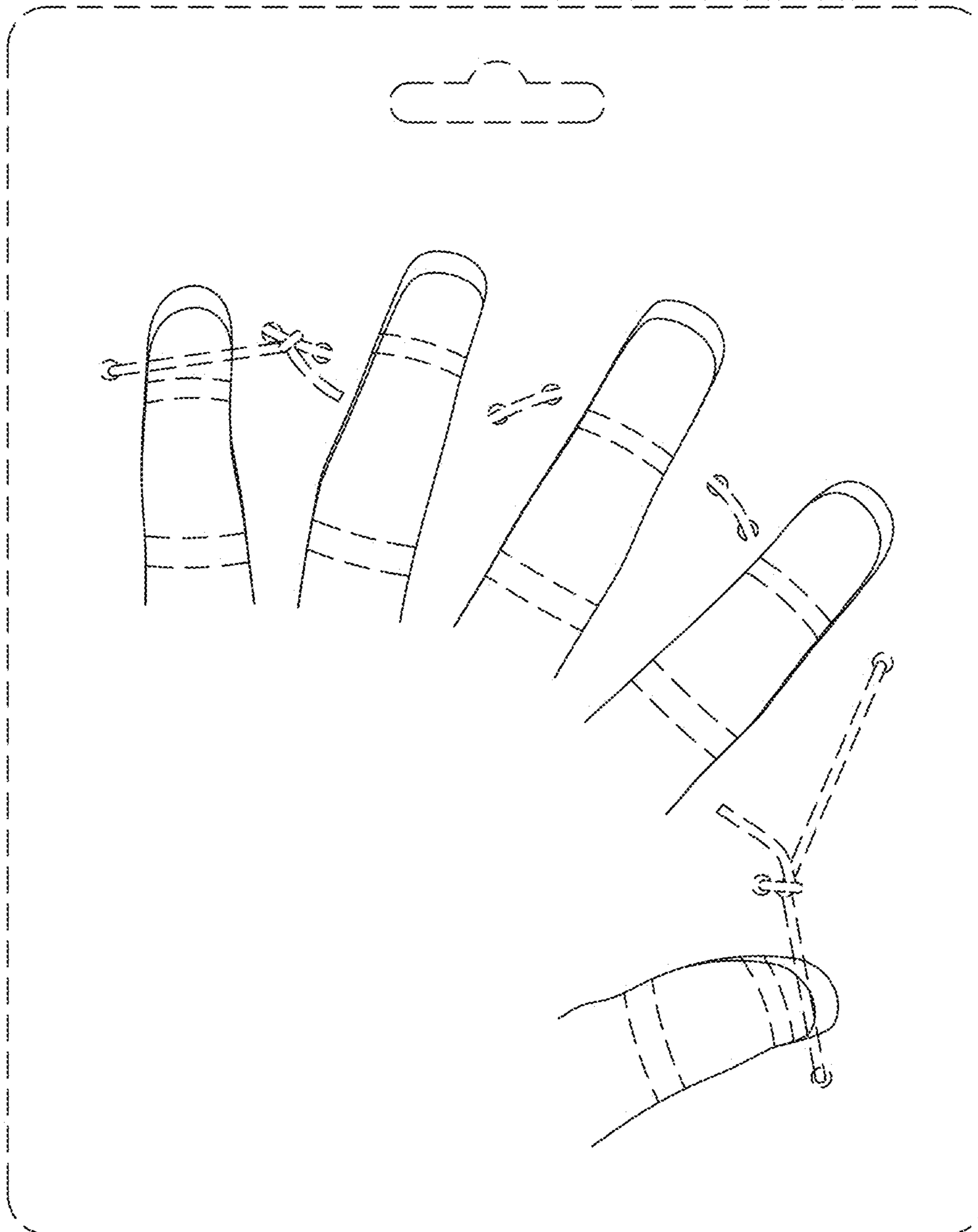


FIG. 9




FIG. 10




FIG. 11