

US00D869272S

(12) **United States Design Patent** (10) **Patent No.:** **US D869,272 S**
Phan (45) **Date of Patent:** **** Dec. 10, 2019**

(54) **CLEAR TRAY**
(71) Applicant: **Pactiv LLC**, Lake Forest, IL (US)
(72) Inventor: **Wee Phan**, Algonquin, IL (US)
(73) Assignee: **PACTIV LLC**, Lake Forest, IL (US)
(**) Term: **15 Years**
(21) Appl. No.: **29/625,605**

D681,450 S * 5/2013 Wichmann D9/432
D682,682 S * 5/2013 Biery D9/432
D684,466 S * 6/2013 Wichmann D9/426
D692,296 S * 10/2013 Cooper D9/424
D708,911 S * 7/2014 Rodriguez D7/605
D723,392 S * 3/2015 Sifuentes D9/425
D746,131 S * 12/2015 Astorga D9/425
D809,851 S * 2/2018 Sarnoff D7/359
D824,249 S * 7/2018 Mei D9/426
D827,451 S * 9/2018 Parikh D9/756
D832,115 S * 10/2018 Fitchett D9/711
D837,602 S * 1/2019 Malcolm D7/542

(Continued)

(22) Filed: **Nov. 10, 2017**
(51) **LOC (12) Cl.** **09-03**
(52) **U.S. Cl.**
USPC **D9/434**; D9/424
(58) **Field of Classification Search**
USPC D9/414-423, 424-429, 430-432, 433,
D9/434, 456, 457, 500, 520, 549, 558,
D9/711, 713, 721-722, 772; D3/290,
D3/304, 305, 315
CPC ... B65D 5/00; B65D 5/02; B65D 5/18; B65D
5/20
See application file for complete search history.

OTHER PUBLICATIONS

Charcoal Polypropylene Pizza Pleezer Pizza Tray. [online] Retrieved Feb. 4, 2019 from URL:https://www.webstaurantstore.com/hs-inc-hs1033-12-charcoal-polypropylene-pizza-pleezer-pizza-tray-12-case/300HS1033BK.html?utm_source=Google&utm_medium=cpc&utm_campaign=GoogleShopping&gclid=CjwKCAiA4t_iBRAPeiwAnvt-4FLxU6Y1m7itLkR0.*

Primary Examiner — Vy N Koenig
(74) Attorney, Agent, or Firm — Baker Botts L.L.P.

(56) **References Cited**
U.S. PATENT DOCUMENTS

D241,109 S * 8/1976 Levin D7/359
D271,984 S * 12/1983 Nelson D10/109.1
D277,298 S * 1/1985 Nelson D20/10
4,883,195 A * 11/1989 Ott B65D 21/0219
220/839
D316,513 S * 4/1991 Wolff D9/424
D317,410 S * 6/1991 Ott D9/426
D403,077 S * 12/1998 Bohannon D24/224
D420,221 S * 2/2000 Williams D3/315
D527,956 S * 9/2006 Doliwa D7/629
7,921,992 B2 * 4/2011 LaRue B65D 81/265
206/204
D643,713 S * 8/2011 Lawrence D9/430
D644,103 S * 8/2011 Chatterton D9/424
D646,969 S * 10/2011 Snedden D9/425
D664,842 S * 8/2012 Meyer D9/425

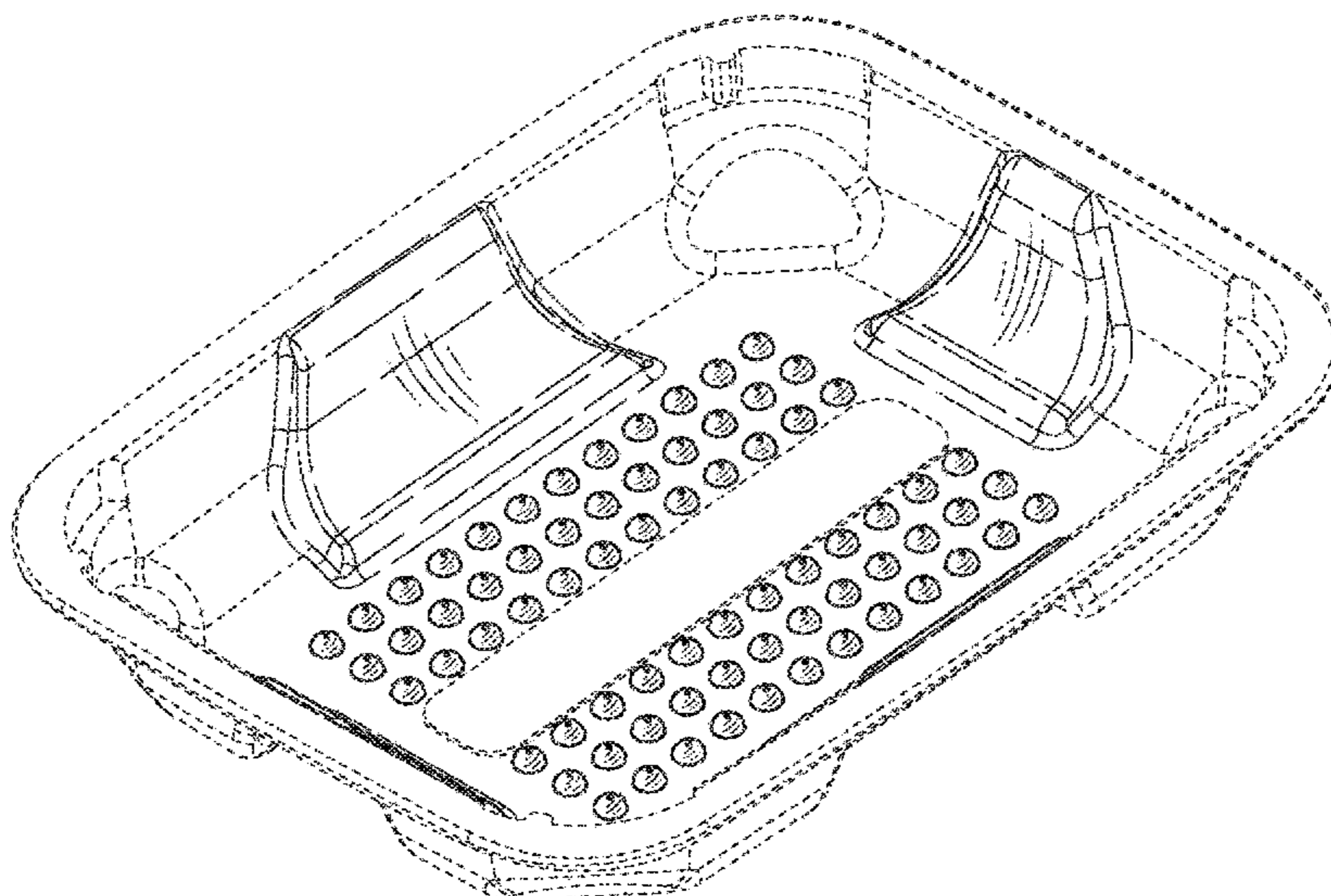
(57) **CLAIM**

The ornamental design for a clear tray, as shown and described.

DESCRIPTION

FIG. 1 is a top perspective view of a clear tray according to the new design.
FIG. 2 is a side view of the tray of FIG. 1. The right and left views are identical.
FIG. 3 is a front view of the tray of FIG. 1. The rear view is identical.
FIG. 4 is a top view of the tray of FIG. 1; and,
FIG. 5 is a bottom view of the tray of FIG. 1.
The broken lines are shown to indicate unclaimed portions of the tray and form no part of the claimed design.

1 Claim, 4 Drawing Sheets



(56)

References Cited

U.S. PATENT DOCUMENTS

2003/0121917 A1* 7/2003 Fore B65D 1/26
220/4.22

* cited by examiner

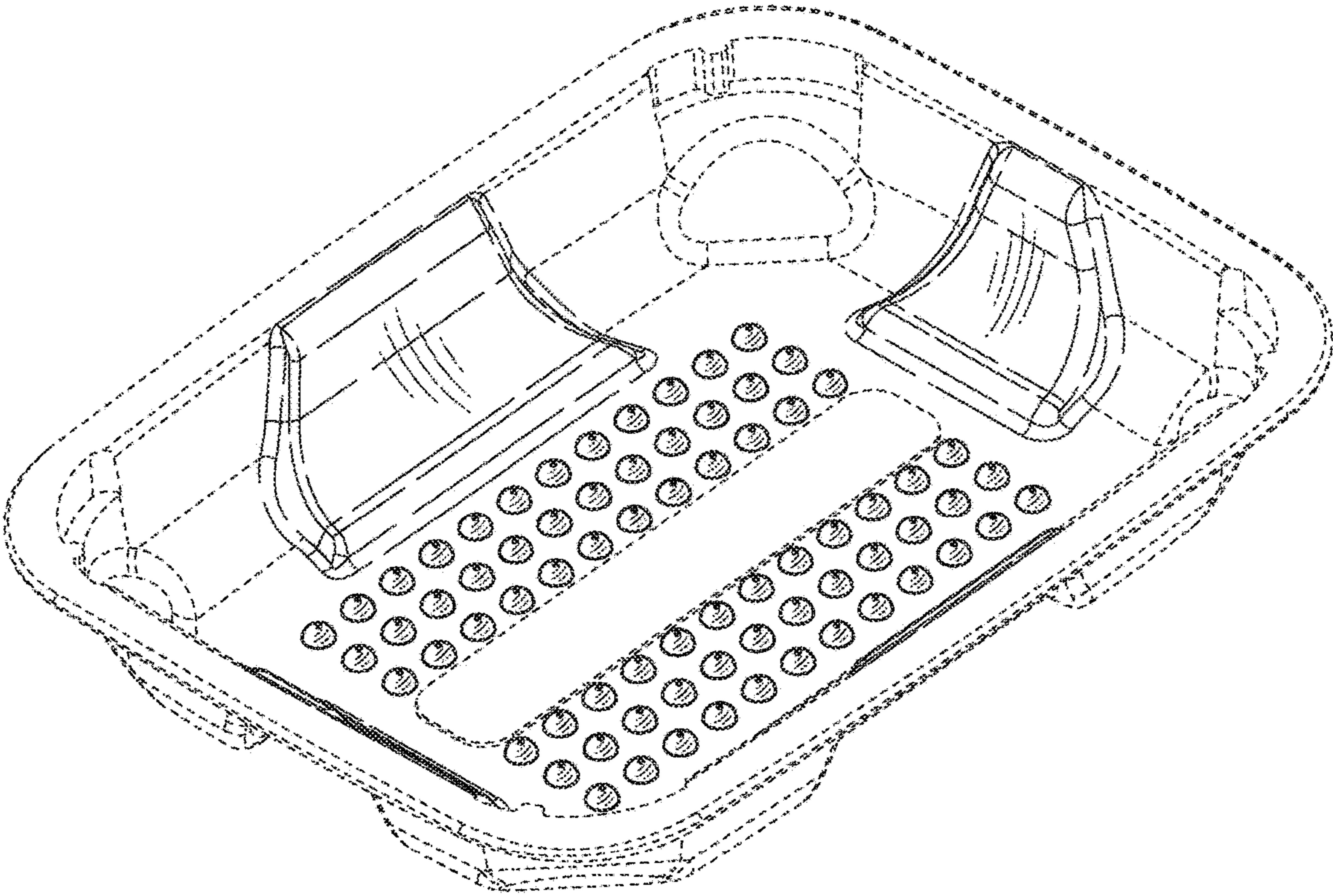


FIG. 1

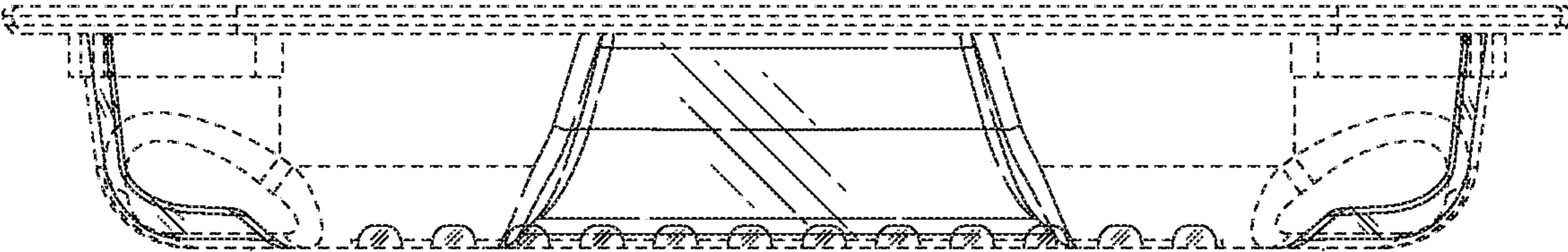


FIG. 2

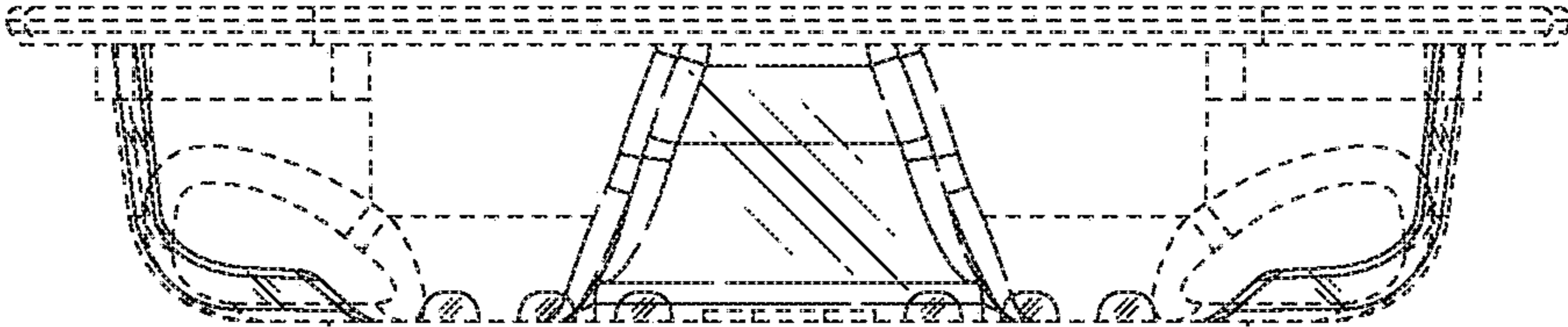


FIG. 3

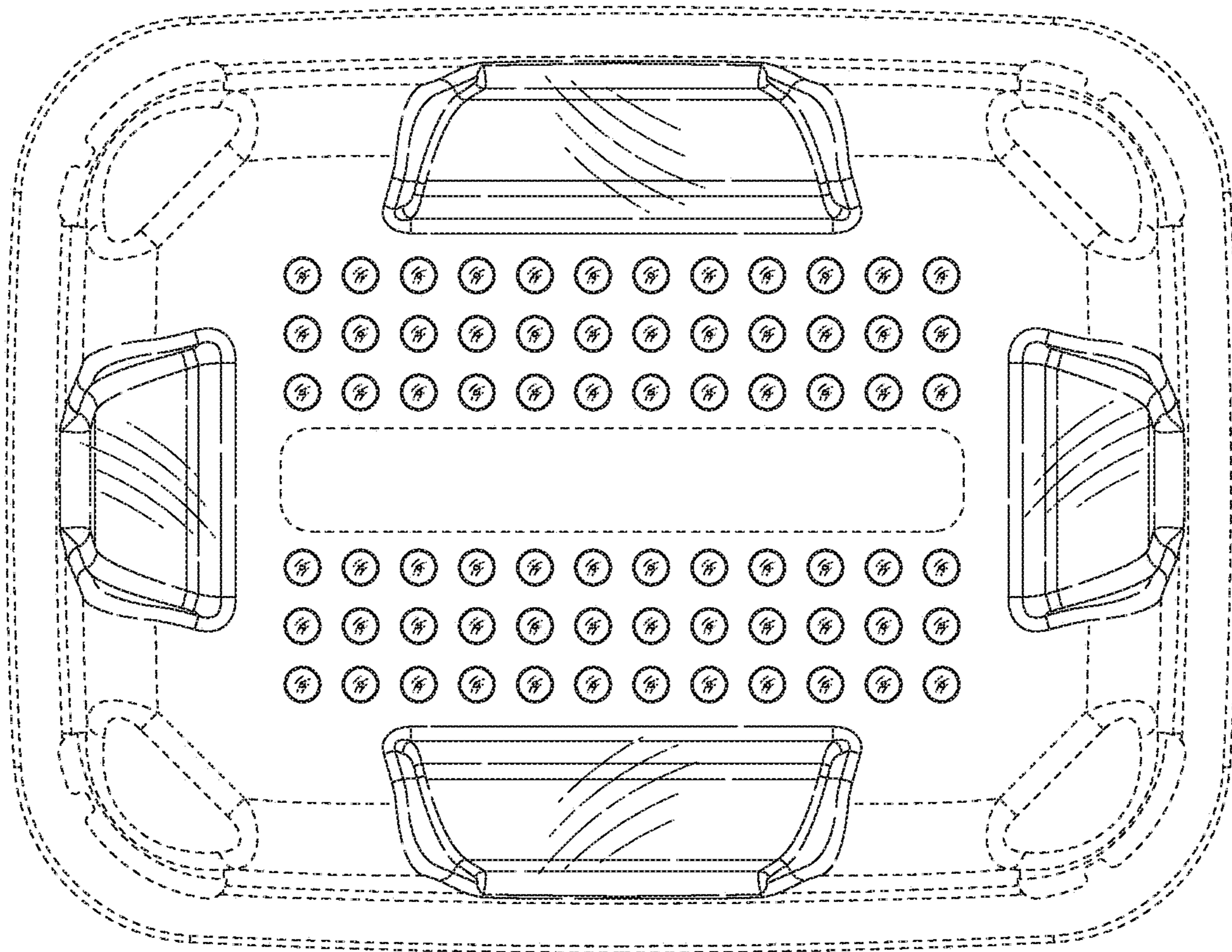


FIG. 4

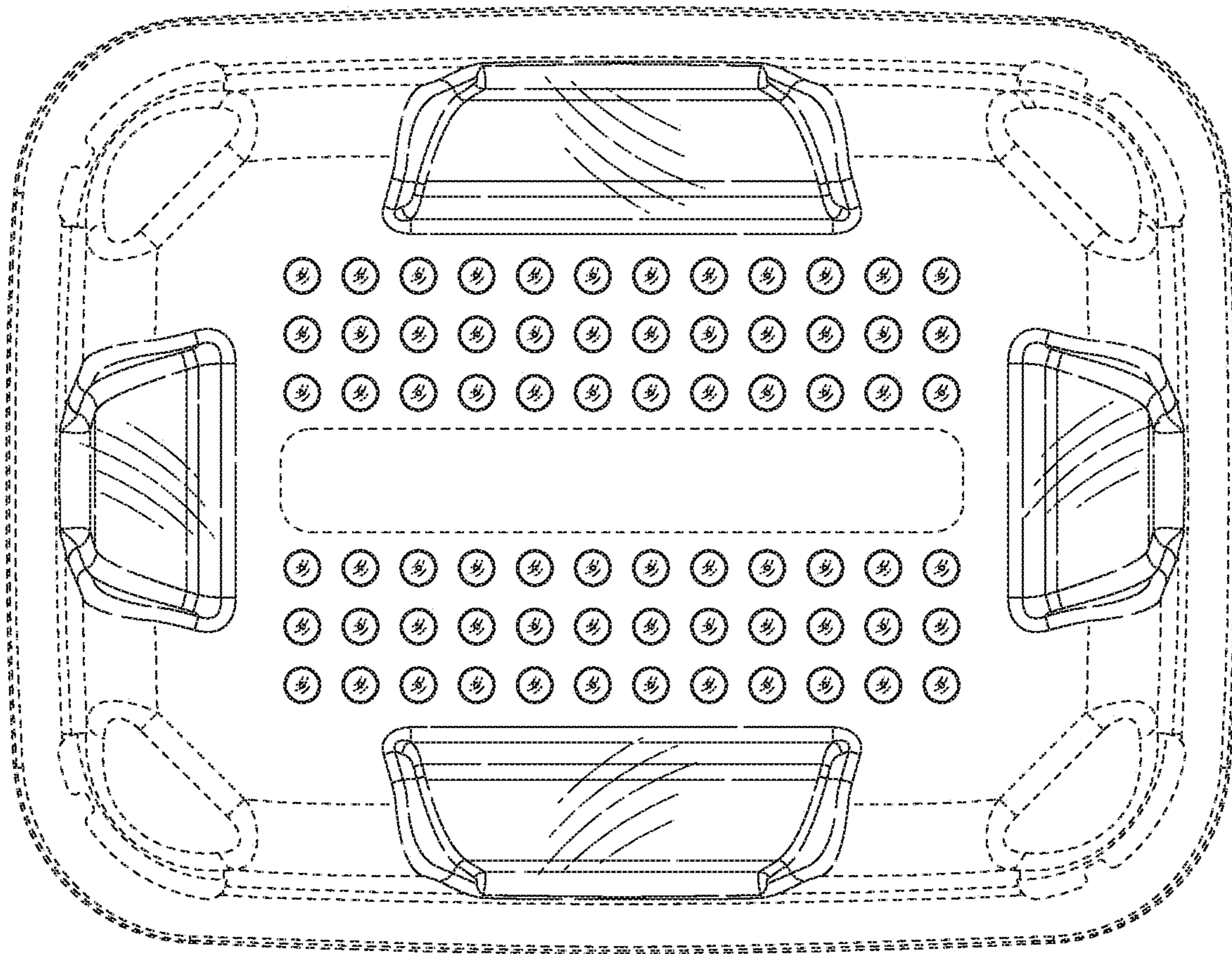


FIG. 5