



US00D869248S

(12) **United States Design Patent**
Bernier

(10) **Patent No.:** **US D869,248 S**

(45) **Date of Patent:** **** Dec. 10, 2019**

(54) **CONTAINER HOLDER**

(71) Applicant: **Jeanne Bernier**, Derry, NH (US)

(72) Inventor: **Jeanne Bernier**, Derry, NH (US)

(**) Term: **15 Years**

(21) Appl. No.: **29/629,510**

(22) Filed: **Dec. 13, 2017**

(51) **LOC (12) Cl.** **07-06**

(52) **U.S. Cl.**
USPC **D7/620**

(58) **Field of Classification Search**
USPC D7/619.1-625, 701-708; D9/444, 455
CPC A47G 23/0216; A47G 23/032; B65D
81/3865; B65D 81/3876; B65D 81/3886;
B65D 81/3858; B65D 5/0281; B65D
5/3628; B65D 71/40; B65D 71/48; B65D
71/0029; B65D 25/20; B60N 3/103; A45F
5/00

See application file for complete search history.

(56) **References Cited**

U.S. PATENT DOCUMENTS

D276,760 S *	12/1984	Kesterson	224/148.7
D281,830 S *	12/1985	Hengesbach	D3/229
D286,949 S *	12/1986	Hardman	224/197
4,951,910 A *	8/1990	March	B60N 3/103 224/482
4,993,611 A *	2/1991	Longo	A45F 5/00 220/737
D358,967 S *	6/1995	Knighton	D7/620
D388,604 S *	1/1998	Castro	D3/229
D392,081 S *	3/1998	Salvucci, Sr.	248/311.2
5,857,615 A *	1/1999	Rose	A47G 23/0216 220/737
D411,079 S *	6/1999	Graham	D7/624.2
D550,513 S *	9/2007	Mazza	D7/620

D625,150 S * 10/2010 Ciarrocchi, Jr. B65D 25/20
D7/600.1

D660,701 S * 5/2012 Cox D9/455
D668,545 S * 10/2012 Cox D9/455

(Continued)

Primary Examiner — Terry A Wallace

(74) *Attorney, Agent, or Firm* — Ascentage Patent Law, LLC; Travis Lee Johnson

(57) **CLAIM**

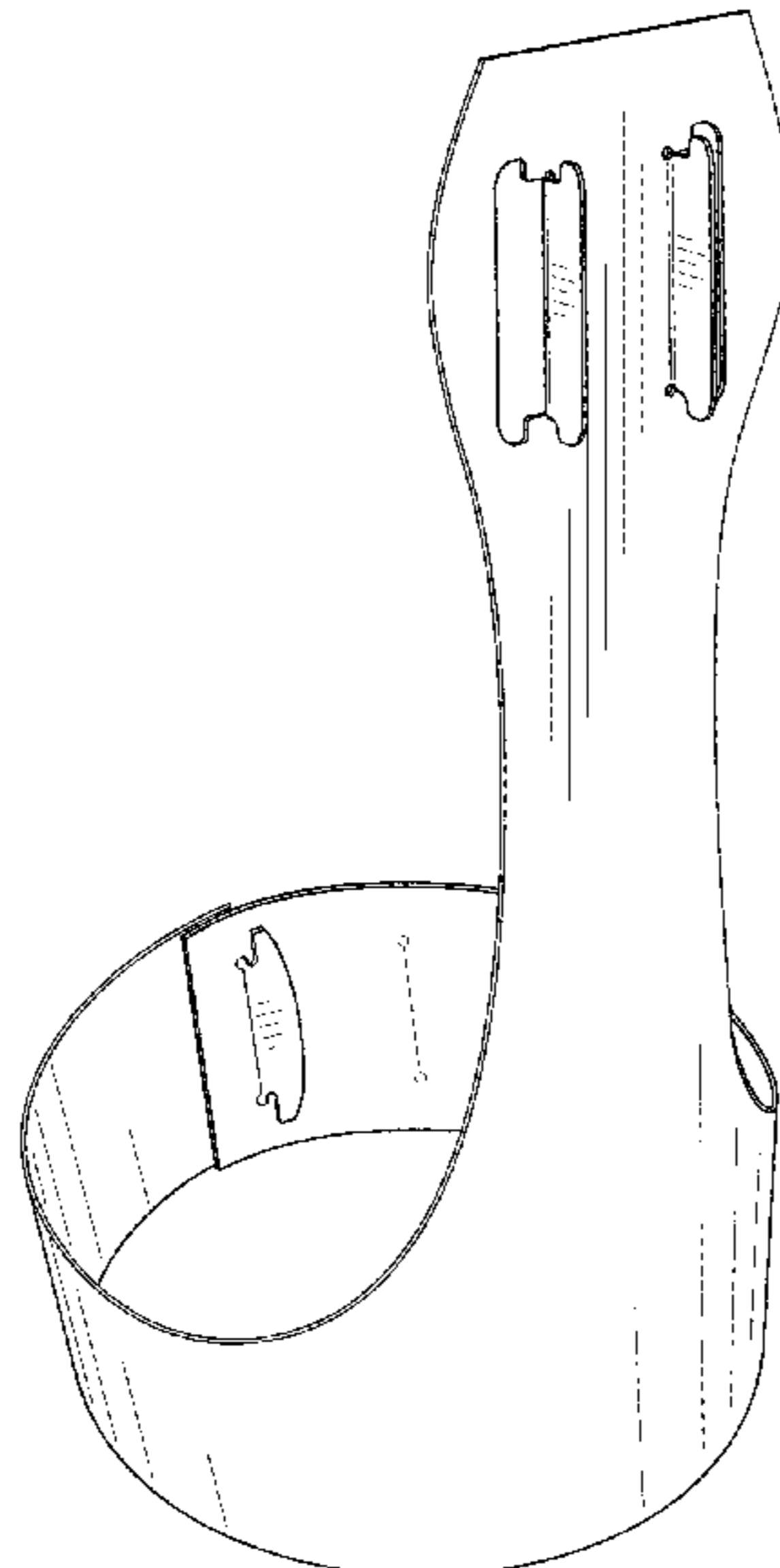
The ornamental design for the container holder, as shown in solid lines in the associated figures and as described herein.

DESCRIPTION

FIG. 1 illustrates a front perspective view of a container holder showing my new design;
 FIG. 2 illustrates a front view of the container holder of FIG. 1;
 FIG. 3 illustrates a rear view of the container holder of FIG. 1;
 FIG. 4 illustrates a right side view of the container holder of FIG. 1;
 FIG. 5 illustrates a left side view of the container holder of FIG. 1;
 FIG. 6 illustrates a top view of the container holder of FIG. 1;
 FIG. 7 illustrates a bottom view of the container holder of FIG. 1;
 FIG. 8 illustrates a front perspective view of the container holder of FIG. 1 in an assembled configuration;
 FIG. 9 illustrates a rear perspective view of the container holder of FIG. 1 in an assembled configuration; and,
 FIG. 10 illustrates a perspective view of two container holder of FIG. 1 in an assembled and connected configuration.

The ornamental design of the container holder, which is claimed, is shown in solid lines in the drawings. Broken lines in the drawings depict portions of the container holder that form no part of the claimed design.

1 Claim, 8 Drawing Sheets



(56)

References Cited

U.S. PATENT DOCUMENTS

D774,747 S * 12/2016 Gamble D3/202
2014/0231608 A1 * 8/2014 Fontaine A47G 23/0225
248/311.2

* cited by examiner

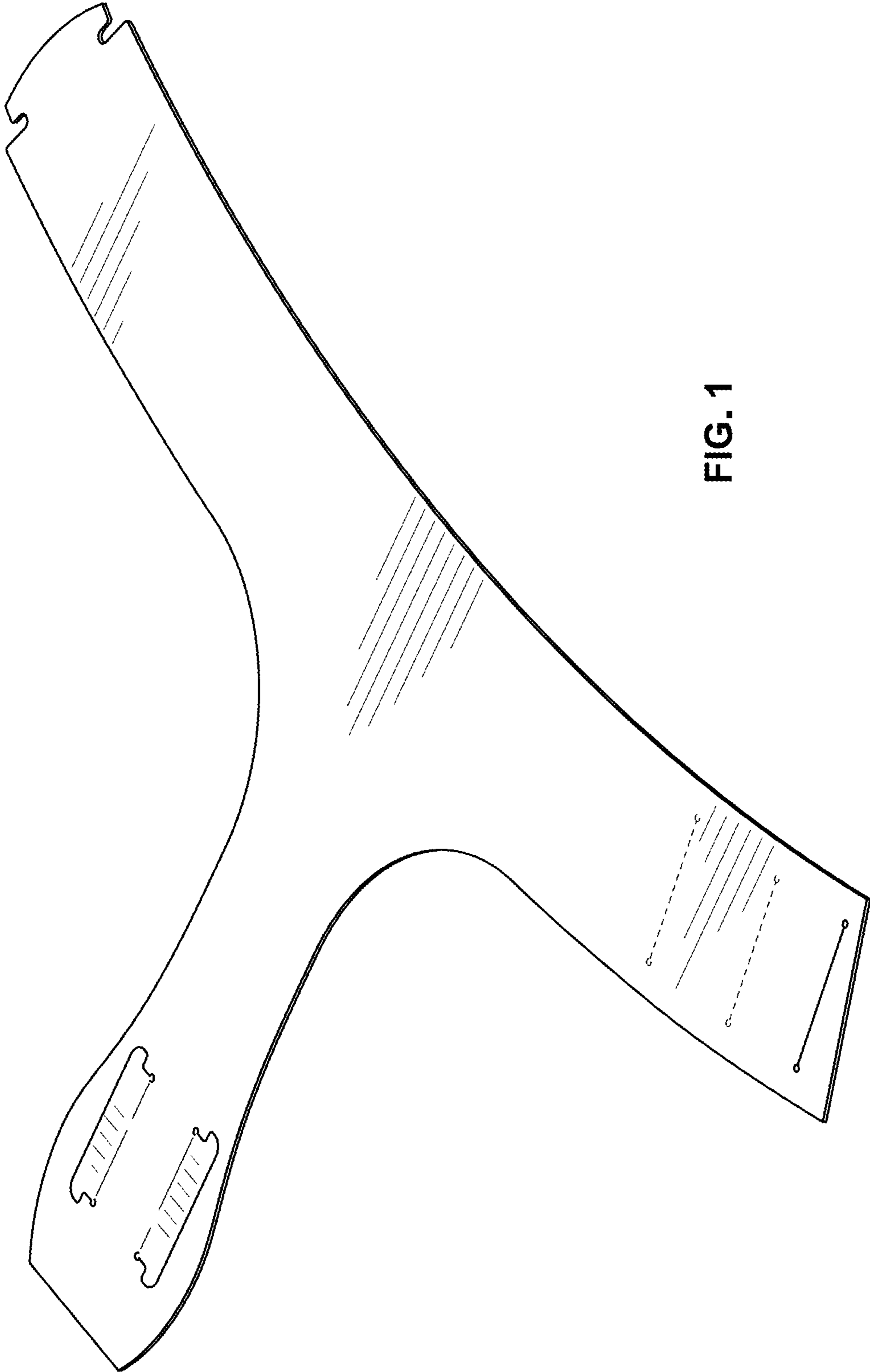


FIG. 1

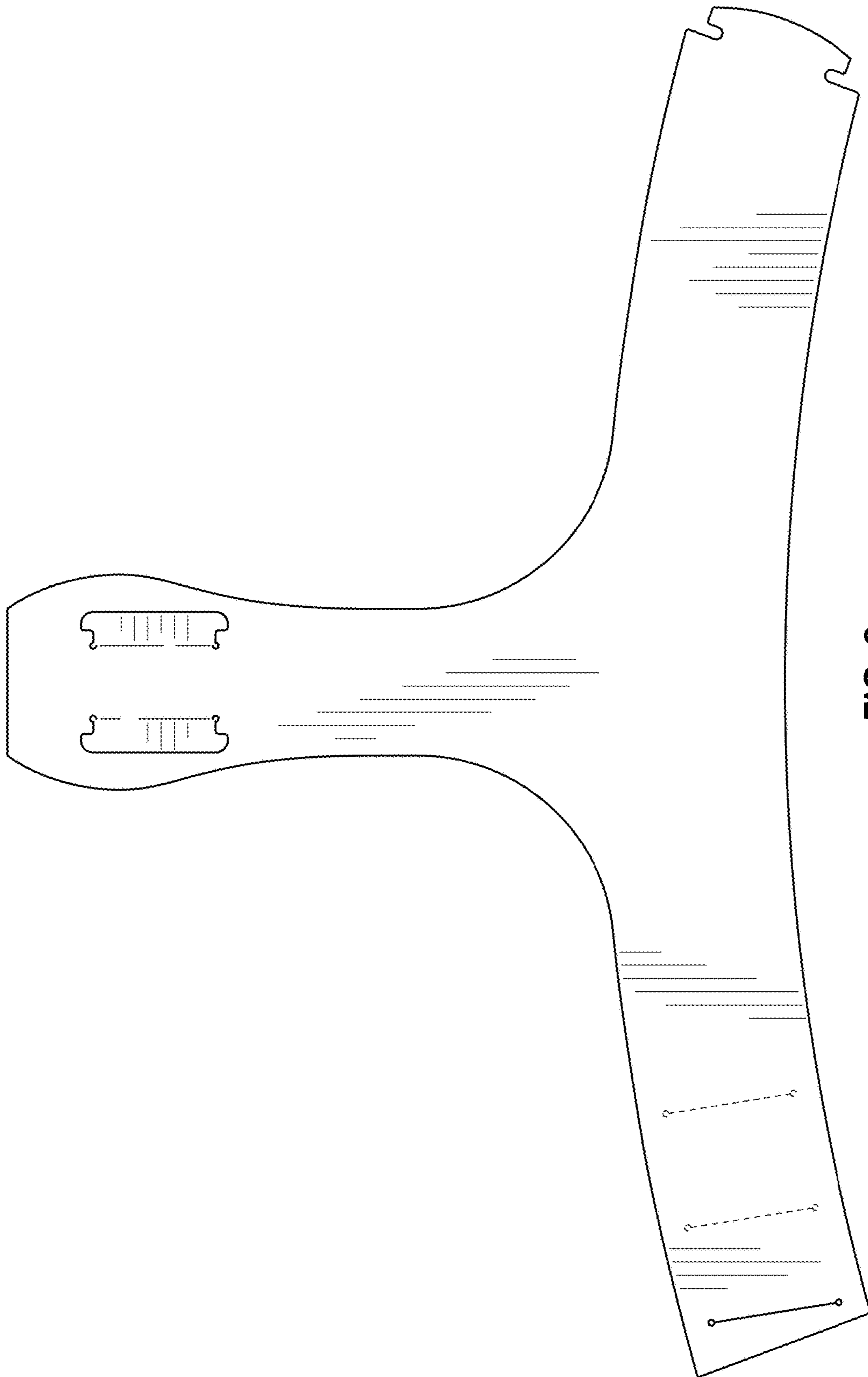


FIG. 2

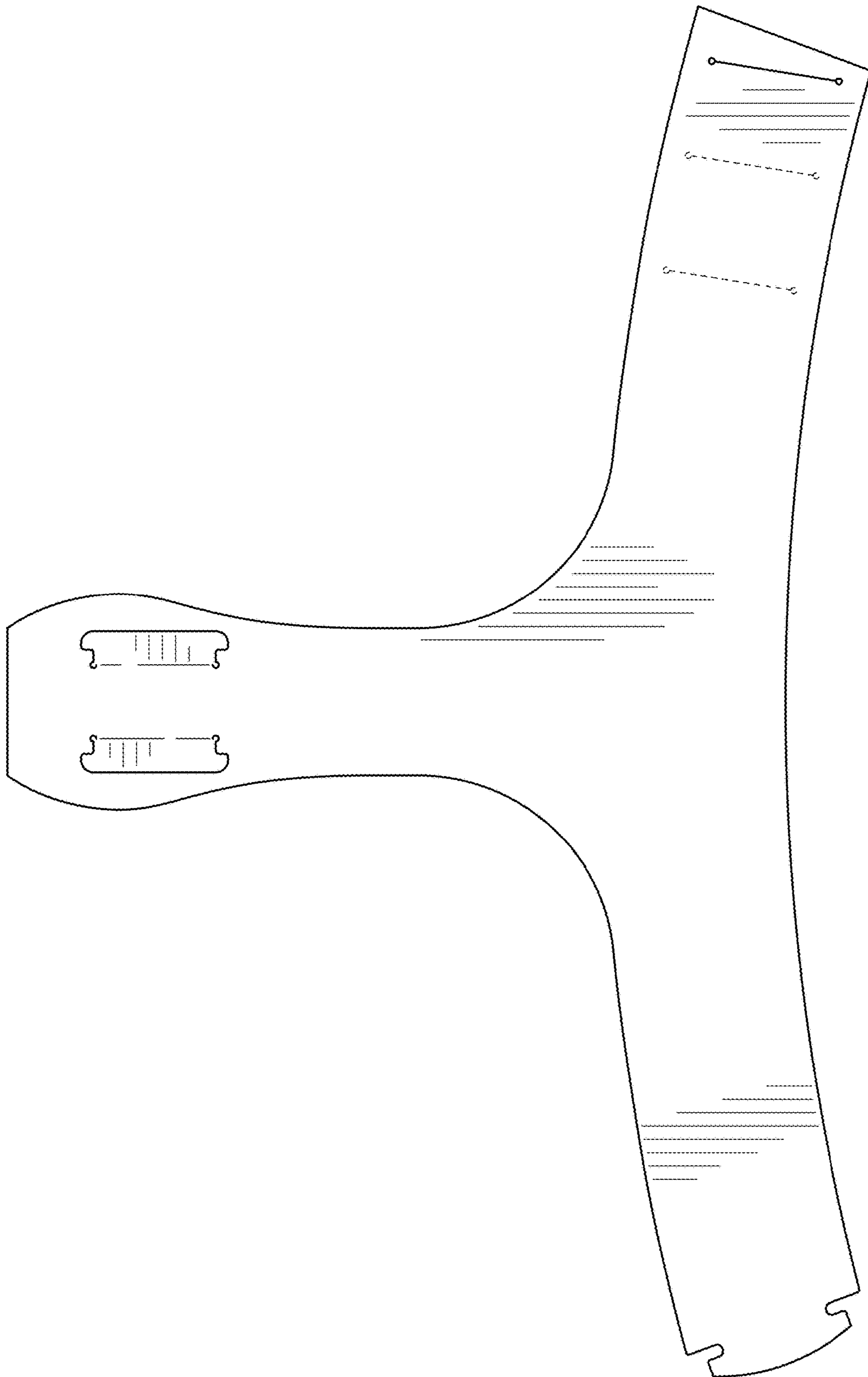


FIG. 3



FIG. 4



FIG. 5

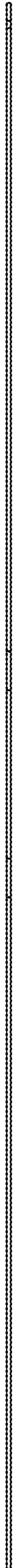


FIG. 6



FIG. 7



FIG. 8

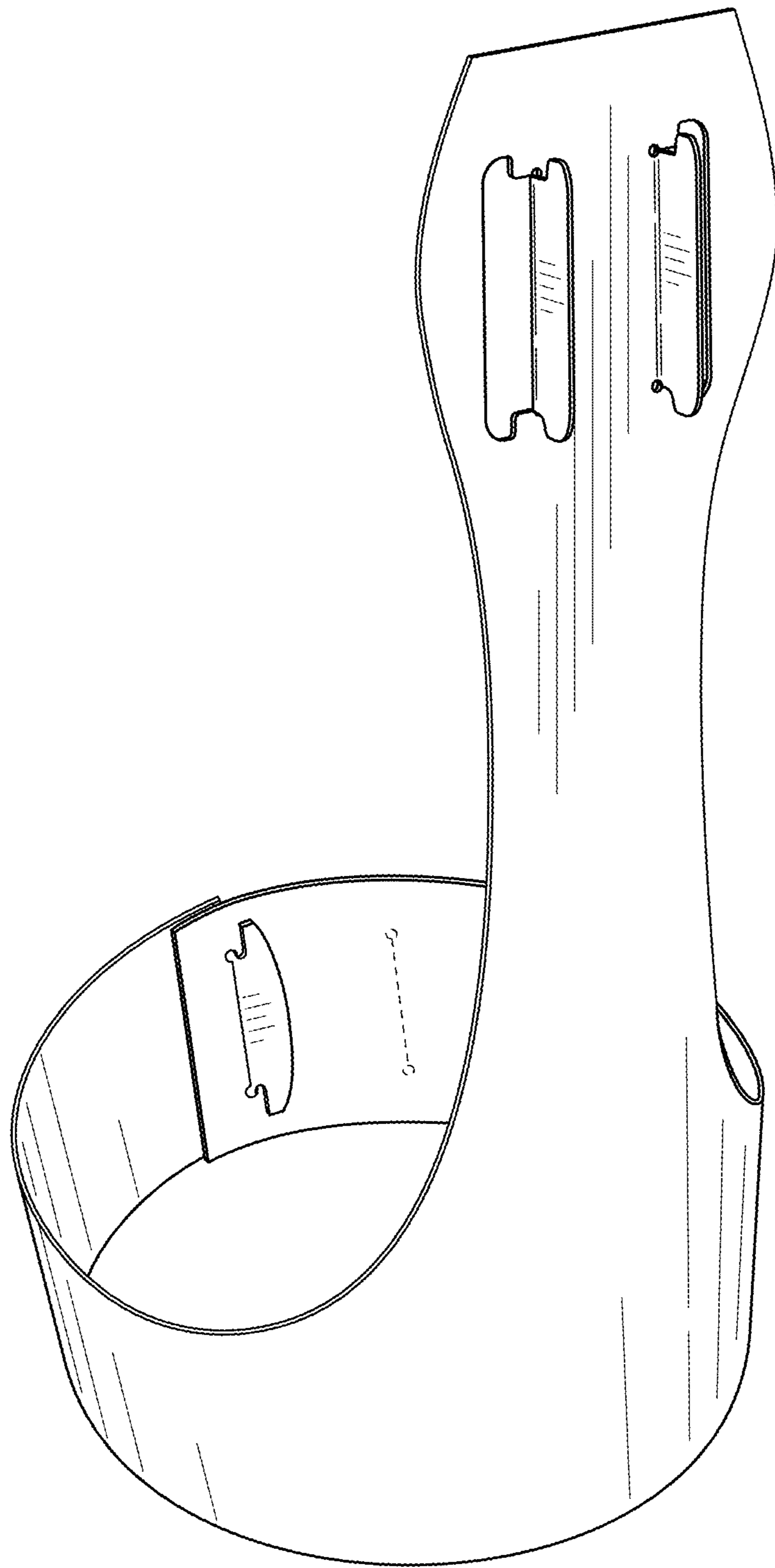


FIG. 9

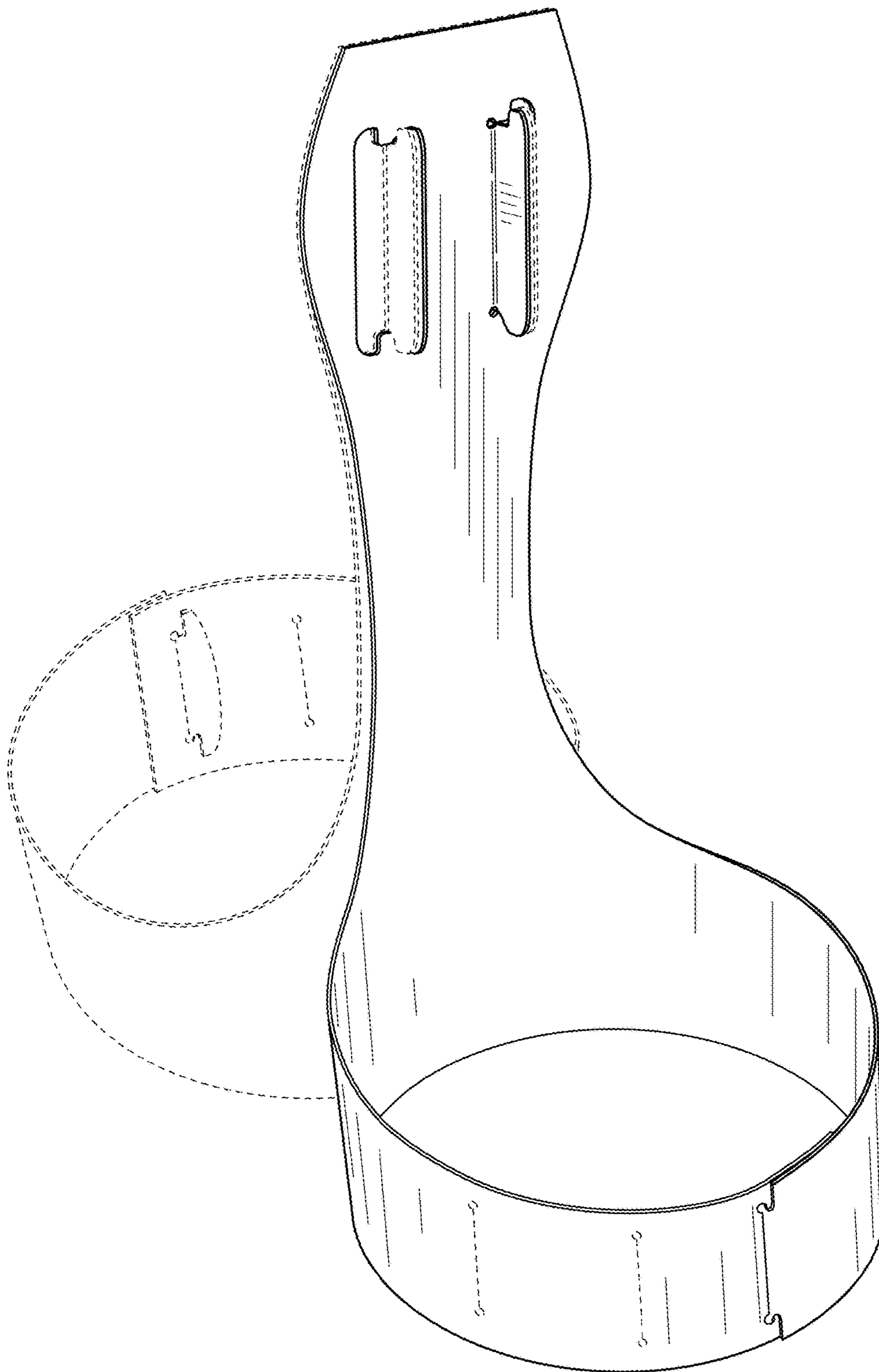


FIG. 10