



US00D869239S

(12) **United States Design Patent**
Wands

(10) **Patent No.:** **US D869,239 S**

(45) **Date of Patent:** **** Dec. 10, 2019**

(54) **TABLEWARE**

(71) Applicant: **WandsIP Pty Ltd**, Birtinya (AU)

(72) Inventor: **Richard Wands**, Birtinya (AU)

(73) Assignee: **WANDSIP PTY LTD**, Birtinya (AU)

(**) Term: **15 Years**

(21) Appl. No.: **29/671,142**

(22) Filed: **Nov. 23, 2018**

D250,565 S *	12/1978	Stowell	D7/543
D314,119 S *	1/1991	Kauffman	D7/505
5,158,202 A *	10/1992	Kosonen	A47G 19/02
				220/574
D365,498 S *	12/1995	Lillelund	D7/505
5,485,937 A *	1/1996	Tseng	A47G 19/02
				220/571
D385,462 S *	10/1997	Ferris	D7/543
D390,752 S *	2/1998	DeCoster	D7/505
D417,584 S *	12/1999	Lillelund	D7/392.1
D452,417 S *	12/2001	Whitmore	D7/543
D473,752 S *	4/2003	Kerr	D7/316
D500,937 S *	1/2005	Bravard	D7/543
D512,604 S *	12/2005	Panepinto	D7/505

(Continued)

Related U.S. Application Data

(62) Division of application No. 29/589,115, filed on Dec. 28, 2016, now Pat. No. Des. 845,714.

Foreign Application Priority Data

Jul. 4, 2016	(AU)	201613528
Jul. 4, 2016	(AU)	201613530
Jul. 4, 2016	(AU)	201613531

(51) **LOC (12) Cl.** **07-01**

(52) **U.S. Cl.**
USPC **D7/543**

(58) **Field of Classification Search**
USPC D7/500, 584, 554.2, 505, 543; 220/574;
206/216, 23.83; D9/744
CPC A47G 19/025; A47G 19/02
See application file for complete search history.

(56) **References Cited**

U.S. PATENT DOCUMENTS

2,178,274 A *	10/1939	Ratner	A47G 19/02	220/574
D235,497 S *	6/1975	Cyren et al.	D7/360	
3,940,010 A *	2/1976	Sears	A47G 19/02	220/23.86
3,989,158 A *	11/1976	Florian	A47G 19/2283	220/23.83

Primary Examiner — Cynthia R Underwood

(74) *Attorney, Agent, or Firm* — Hodgson Russ LLP

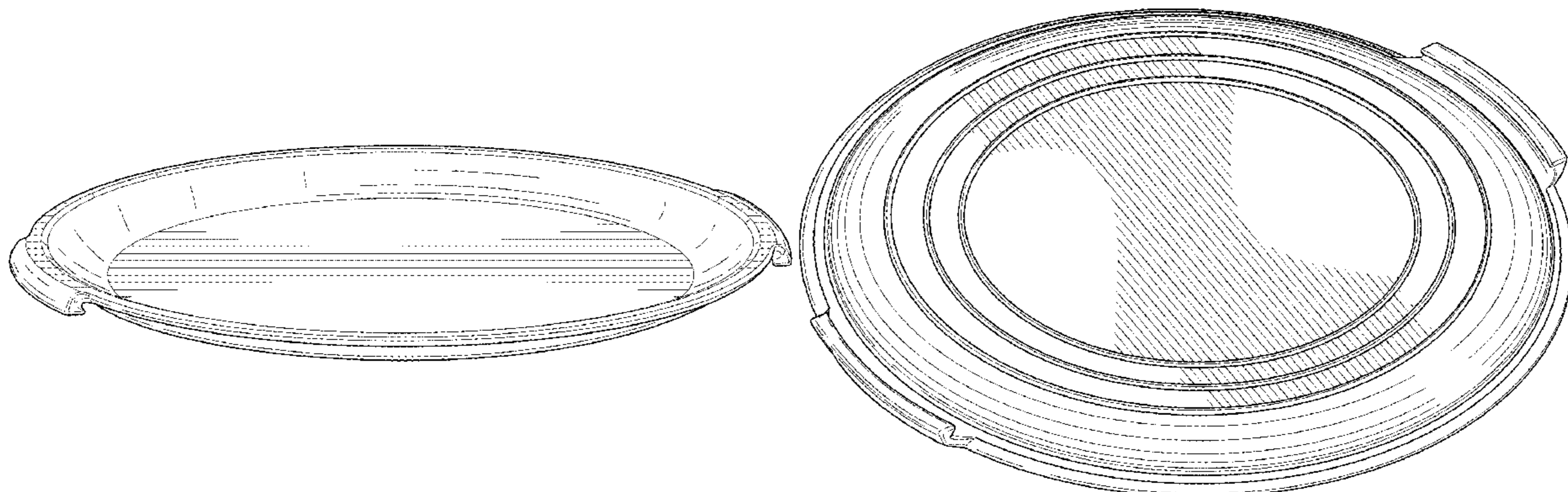
(57) **CLAIM**

The ornamental design for tableware, as shown and described.

DESCRIPTION

FIG. 1 is a top perspective view of tableware, showing my new design;
 FIG. 2 is a bottom perspective view thereof;
 FIG. 3 is a front elevation view thereof;
 FIG. 4 is a rear elevation view thereof;
 FIG. 5 is a right side elevation view thereof, the left side elevation view being mirror symmetrical thereto;
 FIG. 6 is a top plan view thereof;
 FIG. 7 is a bottom plan view thereof;
 FIG. 8 is a sectional view thereof, taken along 8-8 of FIG. 3;
 FIG. 9 is a front elevation view thereof, showing the tableware stacked on additional exemplary tableware; and,
 FIG. 10 is a top perspective view of FIG. 9.
 The broken lines illustrate unclaimed environmental features that form no part of the claimed design.

1 Claim, 5 Drawing Sheets



(56)

References Cited

U.S. PATENT DOCUMENTS

D512,872	S *	12/2005	McMahon, III	D7/392
D564,138	S *	3/2008	Dunn	D30/129
D612,196	S *	3/2010	Furlong	D7/392.1
D613,127	S *	4/2010	Olivari	D7/543
D630,061	S *	1/2011	Kellermann	D7/543
D653,909	S *	2/2012	Henry	D7/543
D653,910	S *	2/2012	Stamper	D7/543
D656,793	S *	4/2012	Mastroianni	D7/587
D692,272	S *	10/2013	Montgomery	D7/396.1
D722,251	S *	2/2015	Morga	D7/500
D732,891	S *	6/2015	Bonilla	D30/129
D749,908	S *	2/2016	Cai	D7/543
D763,625	S *	8/2016	Wright	D7/545
D796,269	S *	9/2017	Grepper	D7/586
D805,836	S *	12/2017	Yessin	D7/391
D816,417	S *	5/2018	Hutton	D7/565
D823,063	S *	7/2018	Guo	D7/552.1
D823,642	S *	7/2018	Ribeiro-Ramalhosa	D7/543
10,311,748	B2 *	6/2019	Highet	G09B 19/0092
10,325,515	B2 *	6/2019	Highet	A47G 19/025
2005/0127073	A1 *	6/2005	Kusuma	B65D 21/086
					220/6
2009/0159069	A1 *	6/2009	Choi	A47G 19/027
					126/263.01

* cited by examiner

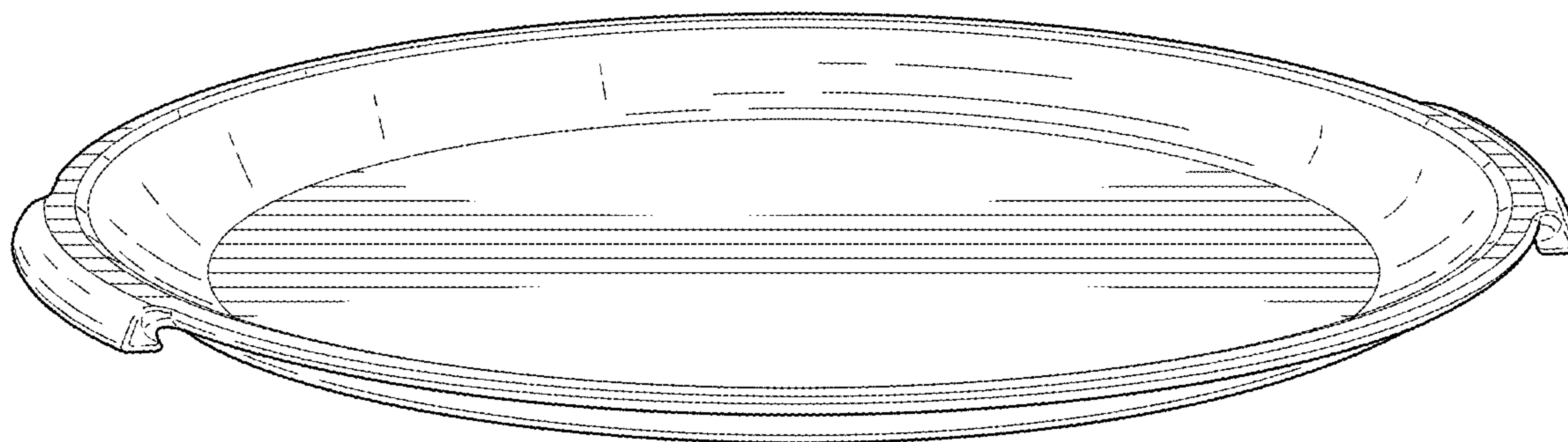


FIG. 1

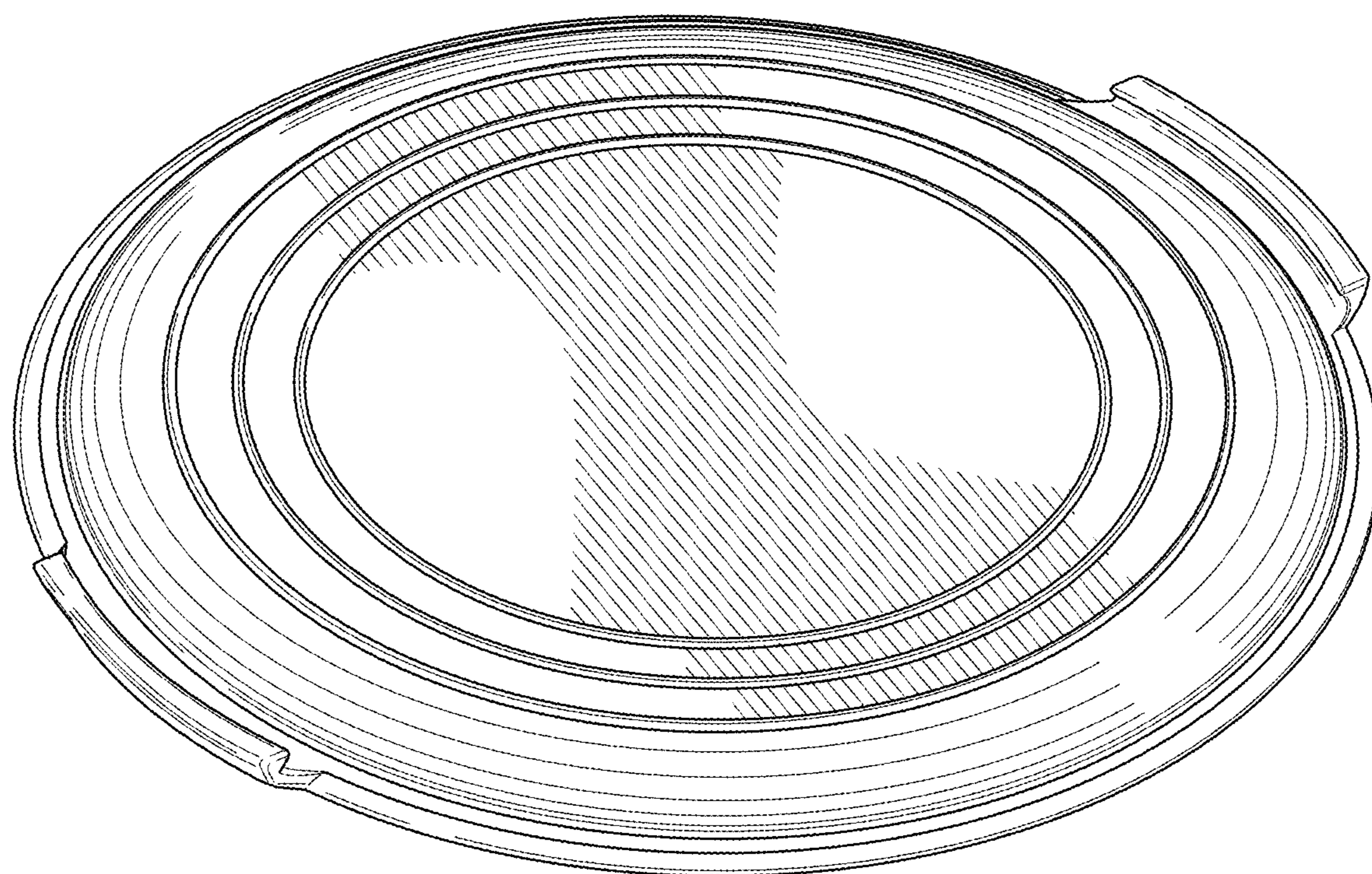


FIG. 2

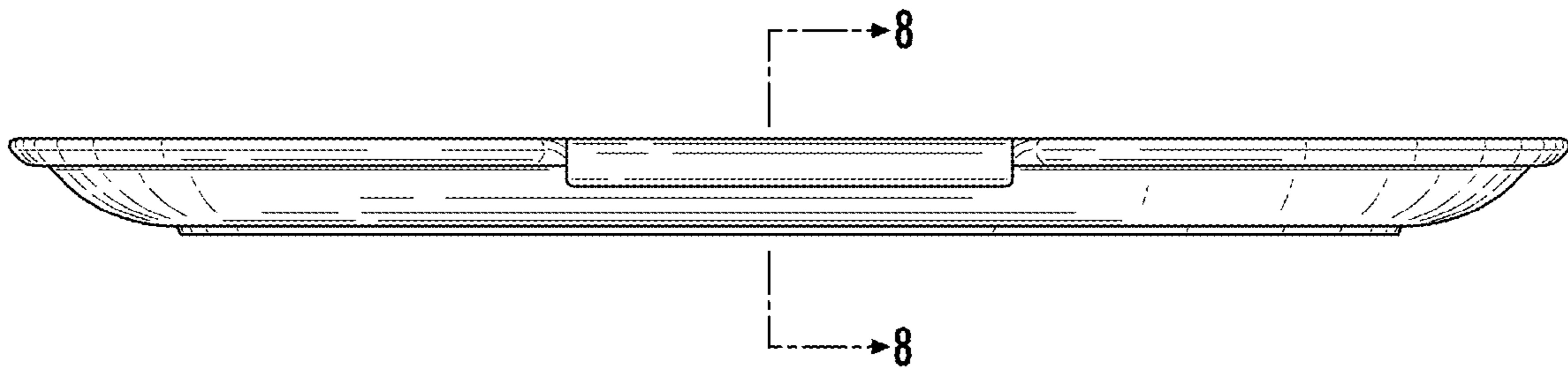


FIG. 3




FIG. 4



FIG. 5

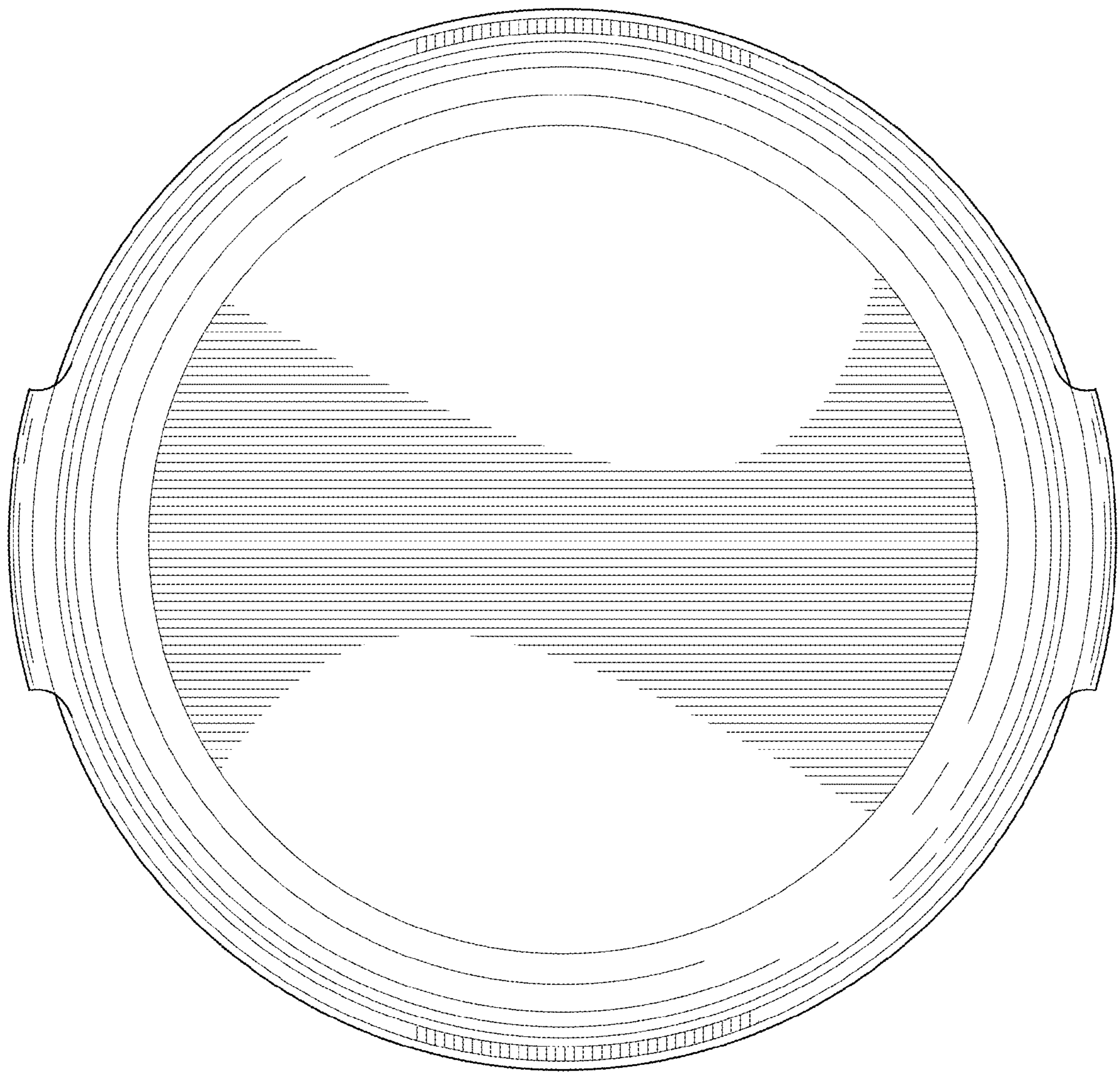


FIG. 6

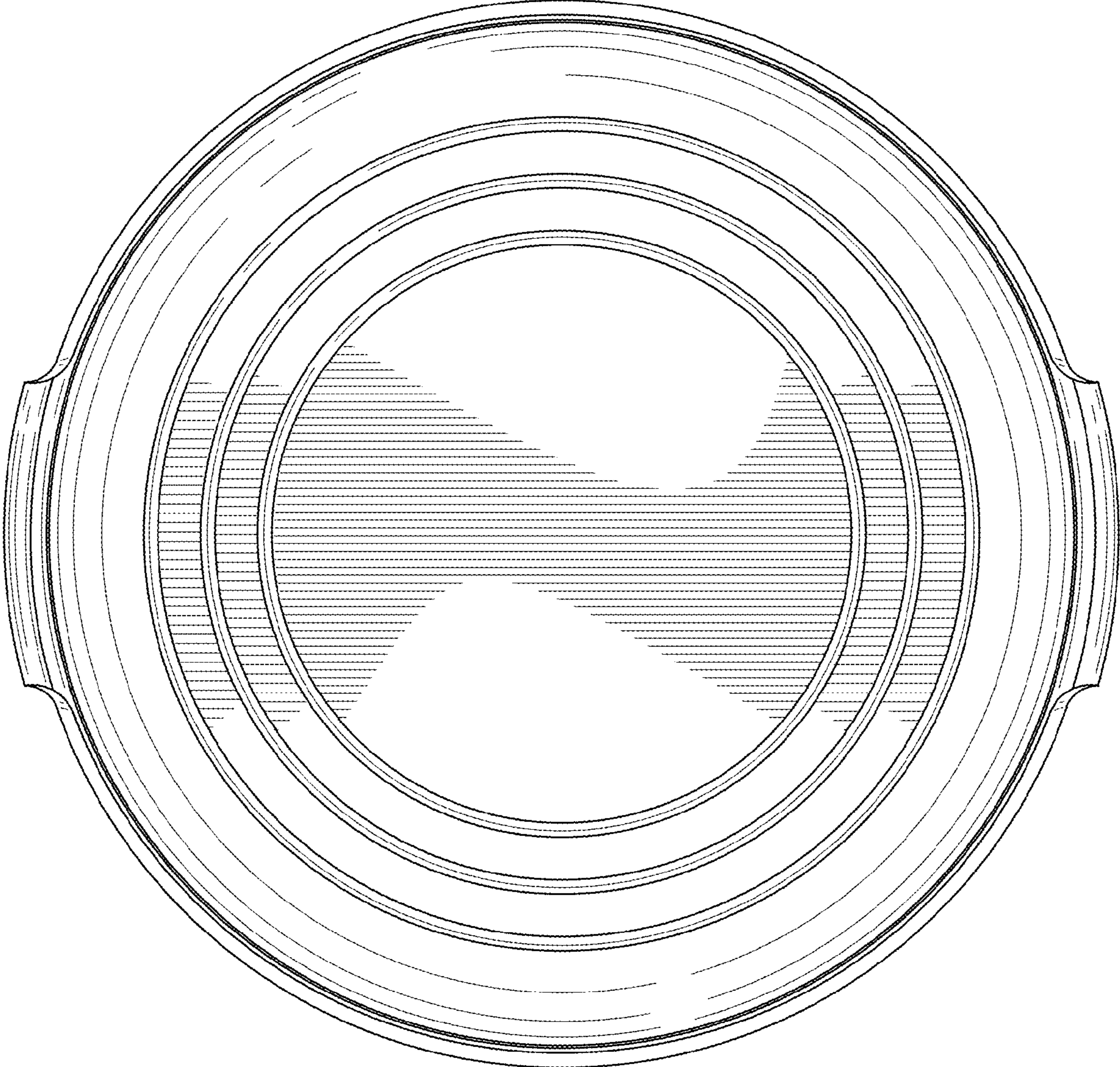


FIG. 7

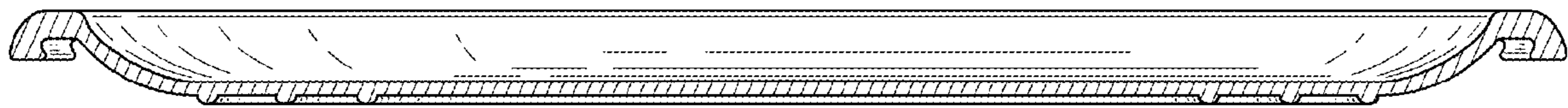


FIG. 8

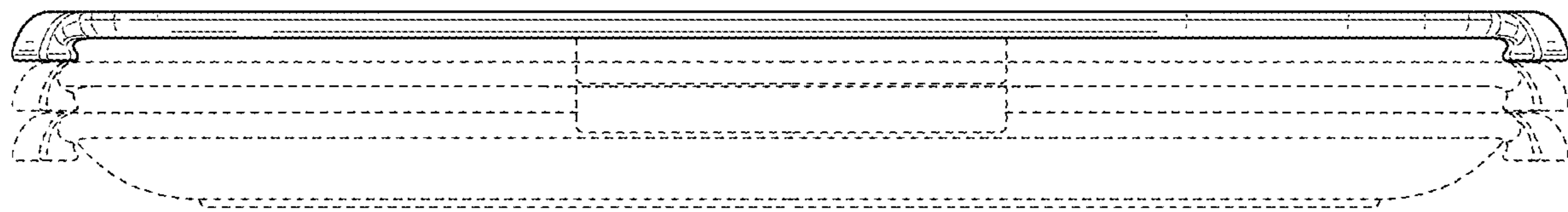


FIG. 9

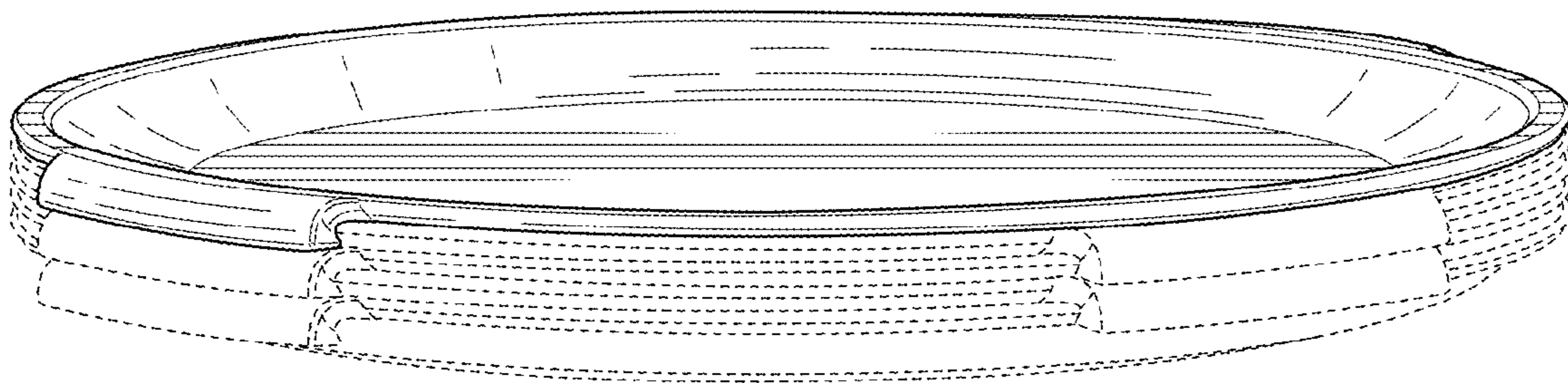


FIG. 10