

US00D869236S

(12) **United States Design Patent** (10) **Patent No.:** **US D869,236 S**
Kellermann et al. (45) **Date of Patent:** **** Dec. 10, 2019**

(54) **GRILL PAN TRIVET**

(71) Applicants: **Robert Kellermann**, South Pittsburg, TN (US); **Kathleen Derr**, South Pittsburg, TN (US); **Gabrielle Blades**, South Pittsburg, TN (US)

(72) Inventors: **Robert Kellermann**, South Pittsburg, TN (US); **Kathleen Derr**, South Pittsburg, TN (US); **Gabrielle Blades**, South Pittsburg, TN (US)

(73) Assignee: **Lodge Manufacturing Company**, South Pittsburgh, TN (US)

(**) Term: **15 Years**

(21) Appl. No.: **29/660,620**

(22) Filed: **Aug. 22, 2018**

(51) **LOC (12) Cl.** **07-02**

(52) **U.S. Cl.**
USPC **D7/409**

(58) **Field of Classification Search**
USPC D7/323, 332, 335-337, 354-355, D7/359-364, 387-388, 402, 407-409; D9/456

CPC A21B 2/00; A21B 3/00; A21B 3/13; A21B 3/15; A21B 5/00; A21B 5/02; A23N 12/06; A23N 12/08; A23N 12/10; A47J 37/00; A47J 37/04; A47J 37/041; A47J 37/042; A47J 37/06; A47J 37/067; A47J 37/0688; A47J 37/0694; A47J 37/07; A47J 37/0704; A47J 37/10; A47J 47/20; A47J 2037/00; A47J 2037/06; A47J 2037/0611; A47J 2037/07; A47J 2037/0786; A47J 2037/0795; F24C 15/10; F24C 15/12; F24C 15/14; F24C 15/16; F24C 15/164; F24C 15/18

See application file for complete search history.

(56) **References Cited**

U.S. PATENT DOCUMENTS

3,199,438 A *	8/1965	Myler	A47J 37/041 99/421 R
D311,339 S *	10/1990	Weed	D7/359
5,911,812 A *	6/1999	Stanek	A47J 37/067 126/25 R
D463,202 S *	9/2002	Smith	D7/359
D697,757 S *	1/2014	Xin	D7/409
D757,493 S *	5/2016	Lee	D7/352
D761,614 S *	7/2016	Zemel	D7/354
D793,161 S *	8/2017	Fullmer	D7/354
D800,491 S *	10/2017	Sarnoff	D7/359
D806,464 S *	1/2018	Sarnoff	D7/359
D806,471 S *	1/2018	Fullmer	D7/409
D812,974 S *	3/2018	Affatato	D7/409
D860,727 S *	9/2019	Eom	D7/409

* cited by examiner

Primary Examiner — Ricky Pham

(74) *Attorney, Agent, or Firm* — Stephen J. Stark; Miller & Martin PLLC

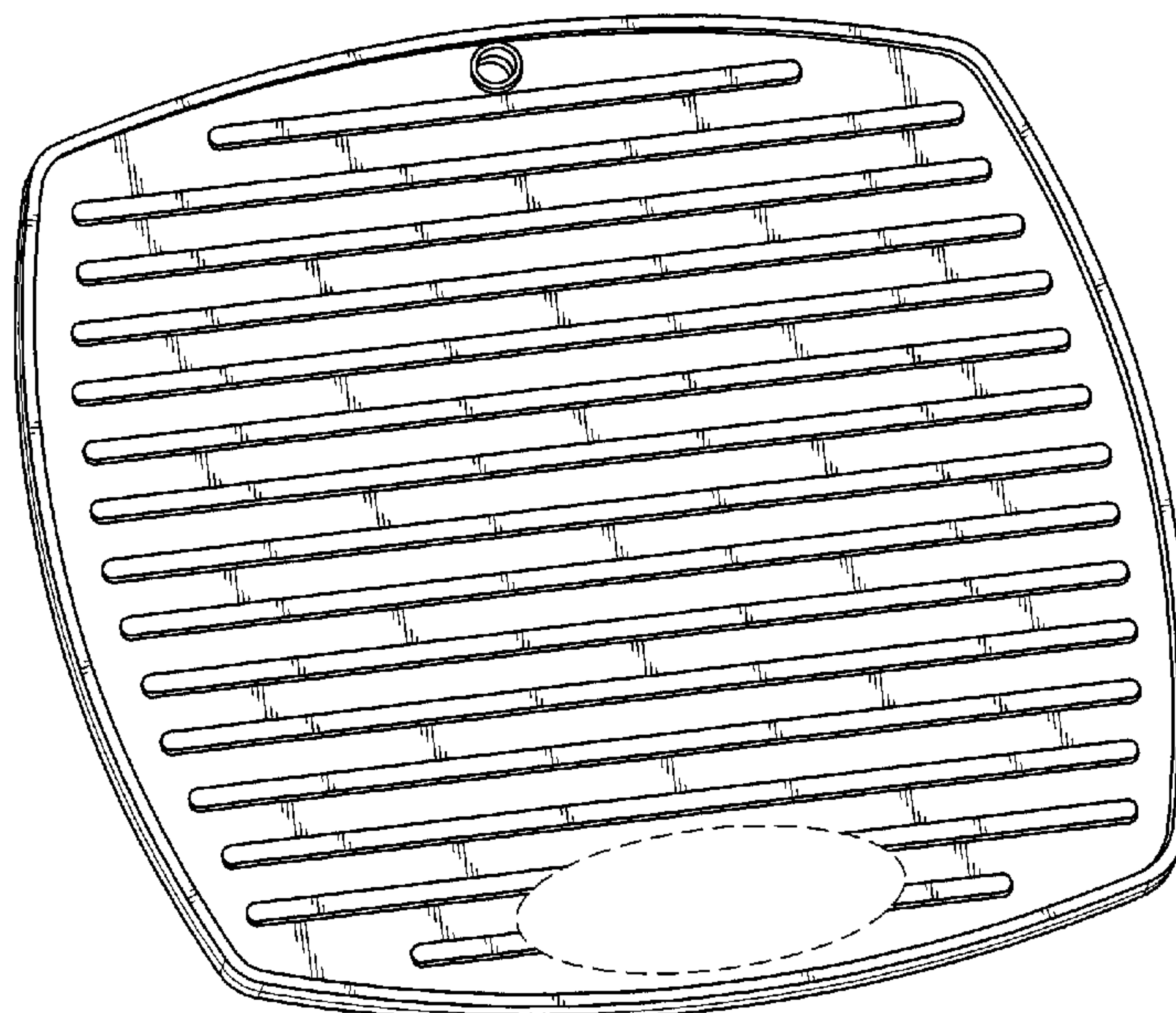
(57) **CLAIM**

The ornamental design for a grill pan trivet, as is shown and described herein.

DESCRIPTION

FIG. 1 is a perspective view of a grill pan trivet showing our new design;
 FIG. 2 is a bottom plan view thereof;
 FIG. 3 is a top plan view thereof;
 FIG. 4 is a right side elevational view thereof; the left side elevational view thereof being a mirror image thereof; and,
 FIG. 5 is a front elevational view thereof; the rear elevational view being a mirror image thereof.
 The broken lines shown in the drawings are for illustrative purposes only and form no part of the claimed design.

1 Claim, 5 Drawing Sheets



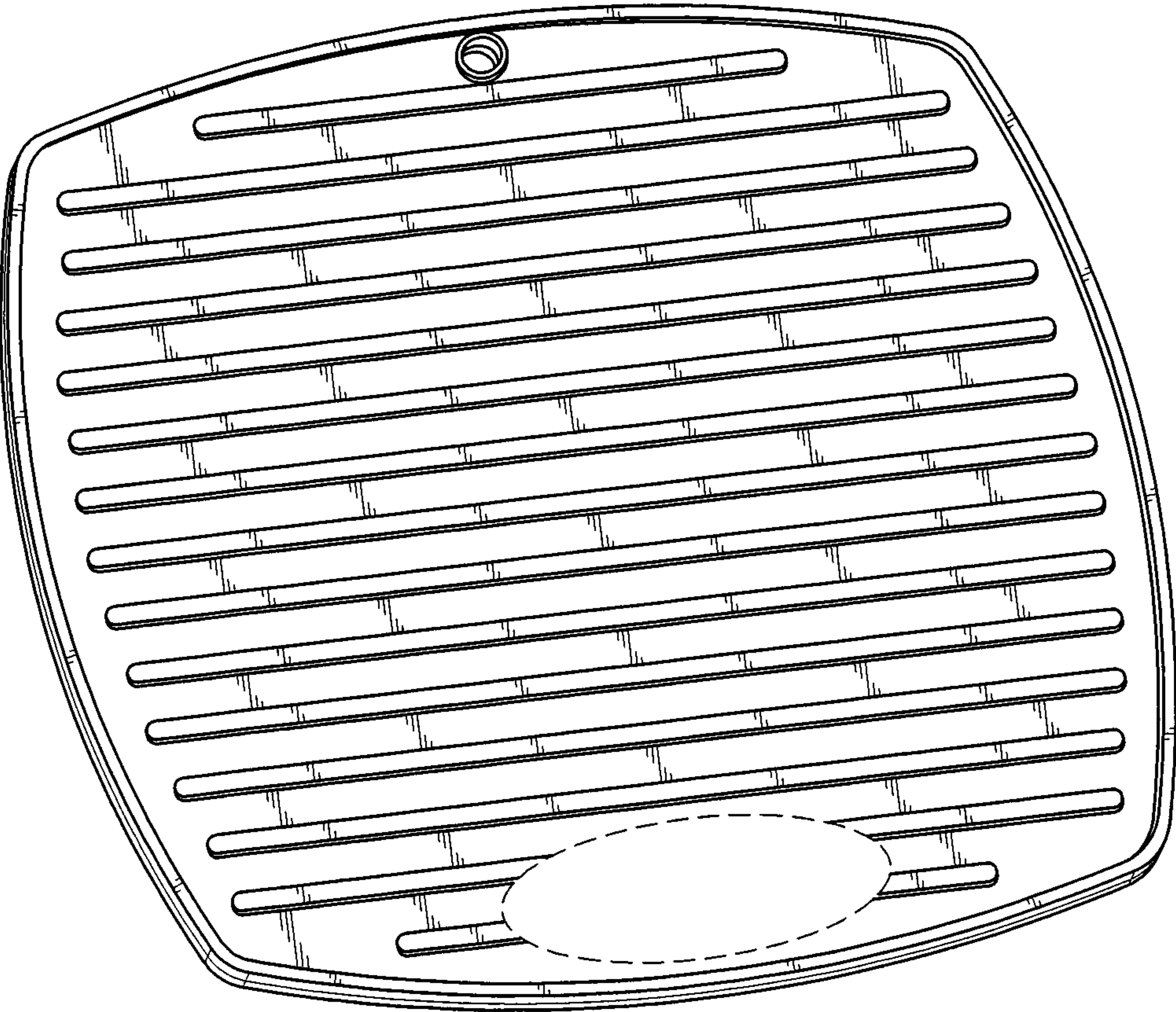


FIG. 1

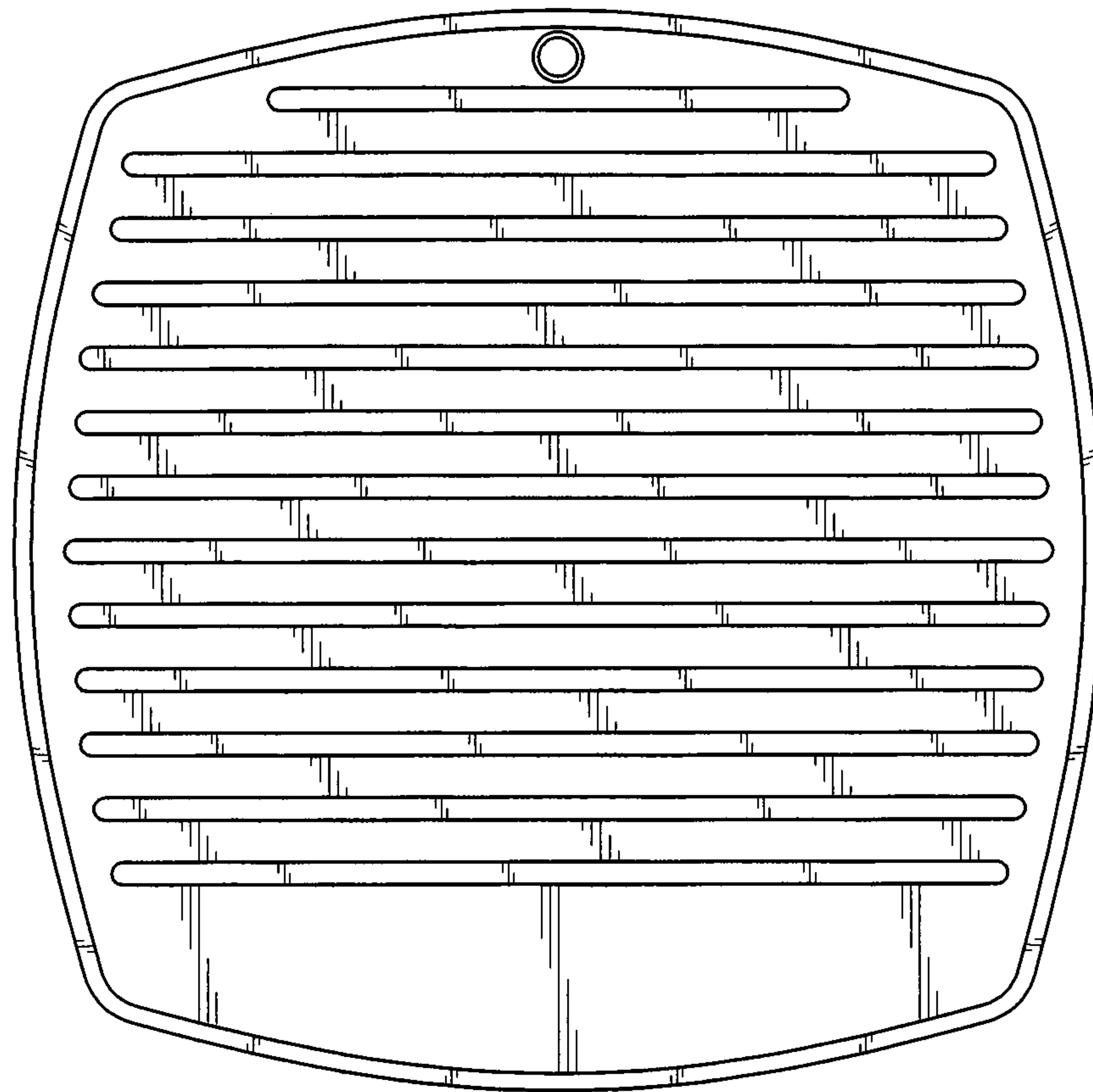


FIG. 2

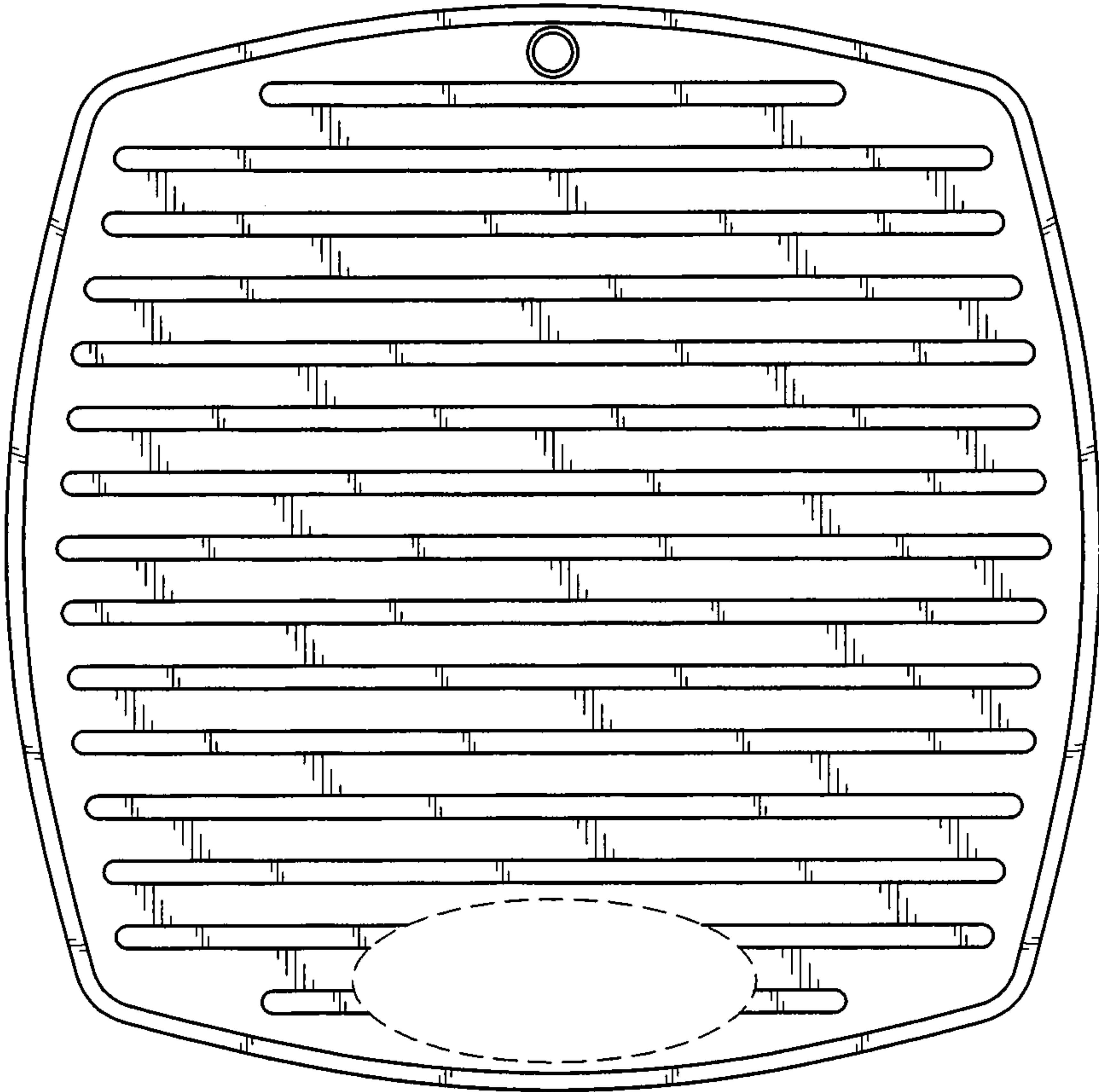


FIG. 3




FIG. 4




FIG. 5