

US00D869235S

(12) **United States Design Patent** (10) **Patent No.:** **US D869,235 S**
Johnson (45) **Date of Patent:** **** Dec. 10, 2019**

(54) **SMOKER DEVICE**
(71) Applicant: **Todd Johnson**, Savage, MN (US)
(72) Inventor: **Todd Johnson**, Savage, MN (US)
(**) Term: **15 Years**
(21) Appl. No.: **29/597,233**
(22) Filed: **Mar. 15, 2017**
(51) **LOC (12) Cl.** **07-02**
(52) **U.S. Cl.**
USPC **D7/409**
(58) **Field of Classification Search**
USPC D27/100, 101, 162-170, 172-195;
D7/402, 409; D23/209
CPC .. A24F 1/30; A24F 47/002; A24F 9/14; A47J
43/18; A01G 13/06; A23B 4/044; A23B
4/0523
See application file for complete search history.

(56) **References Cited**
U.S. PATENT DOCUMENTS
D98,186 S * 1/1936 Rheem D7/402
2,246,804 A 6/1941 Martin
D154,105 S 6/1949 Deskey
D199,712 S * 12/1964 Elliott 99/427
3,788,301 A 1/1974 Terry
4,779,525 A 10/1988 Gaines
5,193,445 A 3/1993 Ferguson
D375,020 S 10/1996 Cothem
6,019,035 A 2/2000 Jonas et al.
6,276,000 B1 8/2001 Saman et al.
D463,524 S * 9/2002 Ellis D23/209
6,779,438 B1 8/2004 Citrynell et al.

(Continued)

OTHER PUBLICATIONS

A-Maze-N 12" Pellet Tube Smoker Prefilled With 100% Apple BBQ Pellets by A-Maze-N on Amazon. earliest review dated Sep. 26, 2014. found online [Feb. 27, 2019] <https://www.amazon.com/>

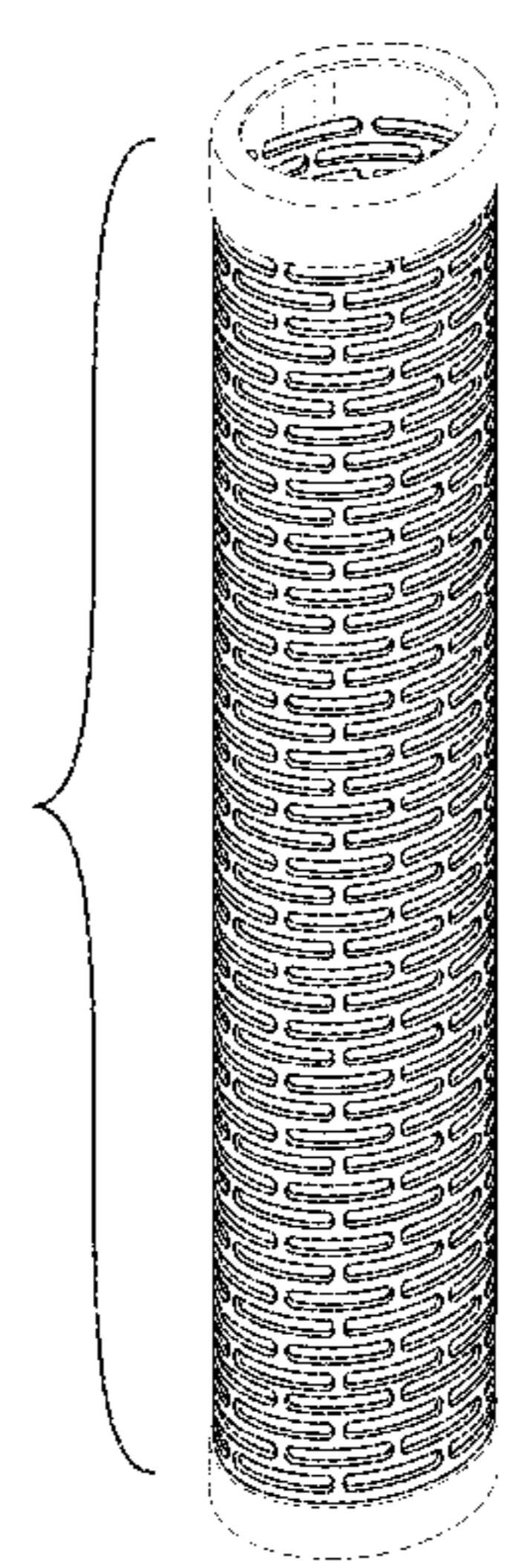
Maze-N-Pellet-Smoker-Prefilled-Pellets/dp/B01DL0PC8K/ref=pd_day0_hl_86_7?_encoding=UTF8&pd_rd_i=B01DL0PC8K&pd_rd_r=5efa5866-3ab4-11e9-b225-a.*
(Continued)

Primary Examiner — Marissa J Cash
(74) *Attorney, Agent, or Firm* — Haugen Law Firm PLLP

(57) **CLAIM**
The ornamental design for a smoker device, as shown and described.

DESCRIPTION
FIG. 1 is a perspective view of the smoker device;
FIG. 2 is a front elevational view of the smoker device, with the rear elevational view being a mirror image thereof;
FIG. 3 is a right side elevational view of the smoker device with the left side elevational view being a mirror image thereof;
FIG. 4 is a top plan view of the smoker device;
FIG. 5 is a bottom plan view of the smoker device;
FIG. 6 is a perspective view of the smoker device, with a symbolic break in its length;
FIG. 7 is a front elevational view of the smoker device, with a symbolic break in its length, and with the rear elevational view being a mirror image thereof;
FIG. 8 is a right side elevational view of the smoker device, with a symbolic break in its length, and with the left side elevational view being a mirror image thereof;
FIG. 9 is a top plan view of the smoker device; and,
FIG. 10 is a bottom plan view of the smoker device.
The broken line showing of environmental structure is for illustrative purposes only, and forms no part of the claimed design.
The smoker device-is shown in FIGS. 6-8 with a symbolic break in its length. The appearance of any portion of the article between the break lines forms no part of the claimed design.
The material that may be visible through the holes in FIGS. 1 and 6 has been removed for clarity of disclosure.

1 Claim, 4 Drawing Sheets



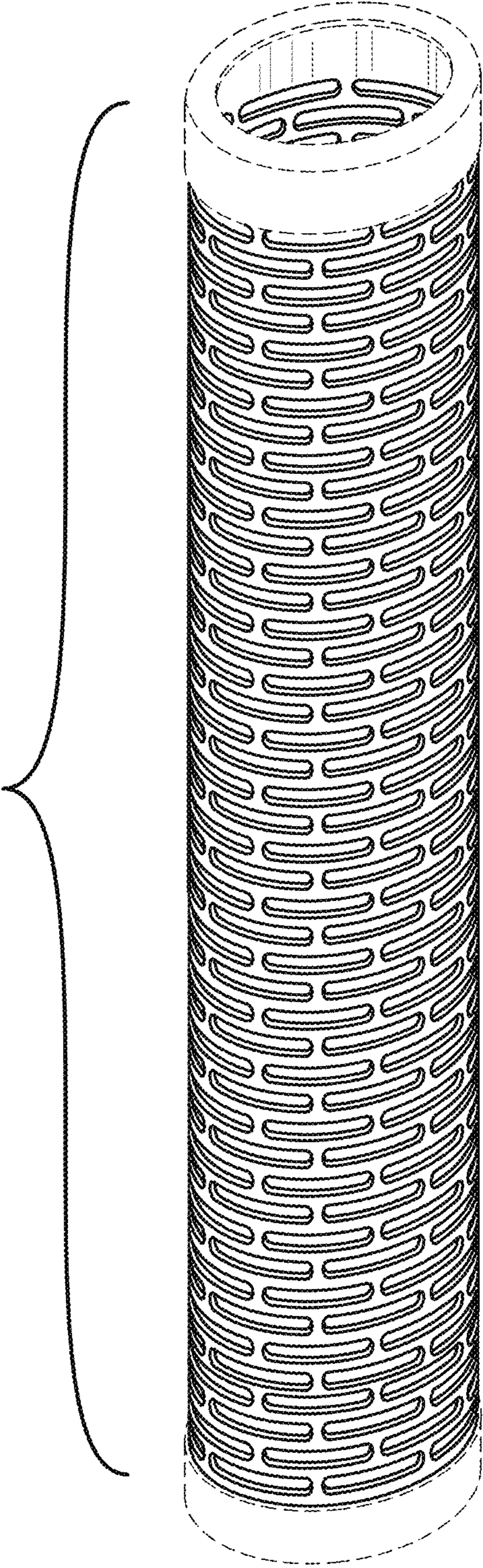


Fig. 1




Fig. 2




Fig. 3




Fig. 4




Fig. 5

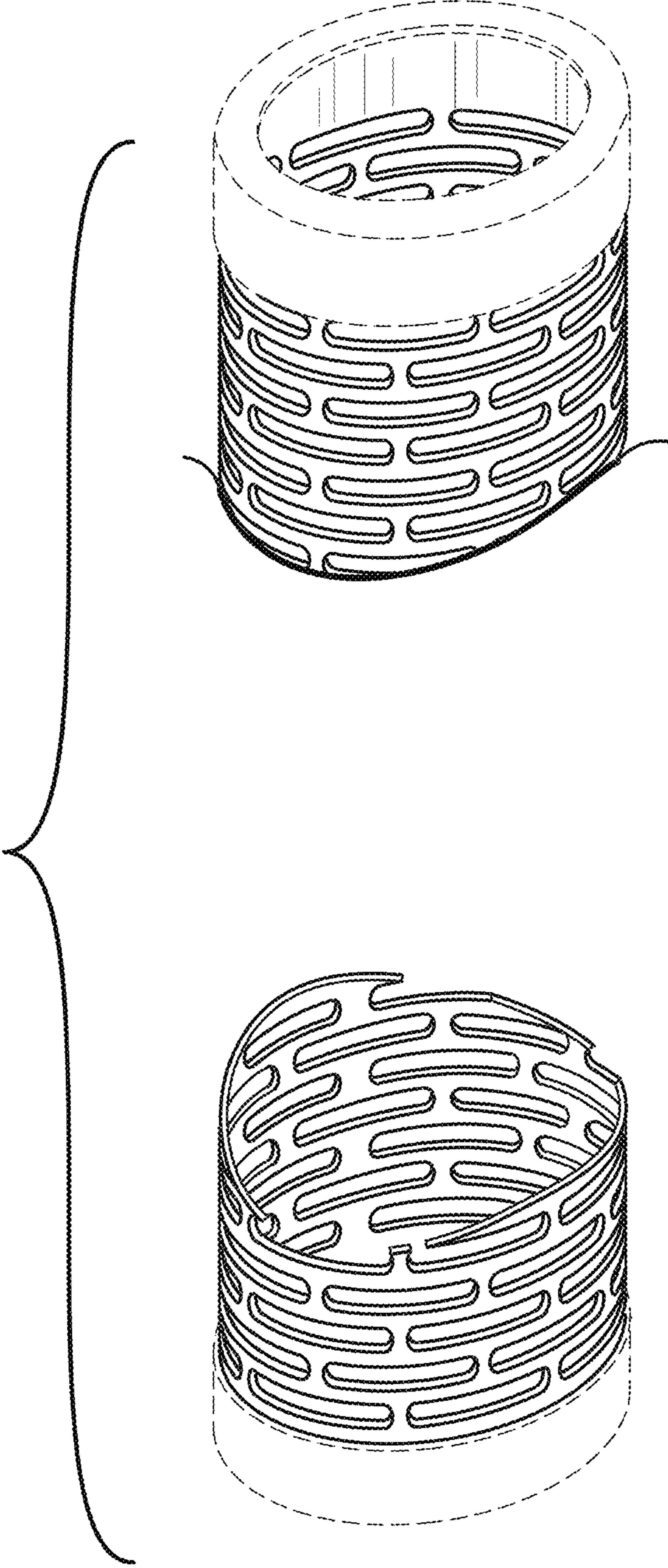


Fig. 6

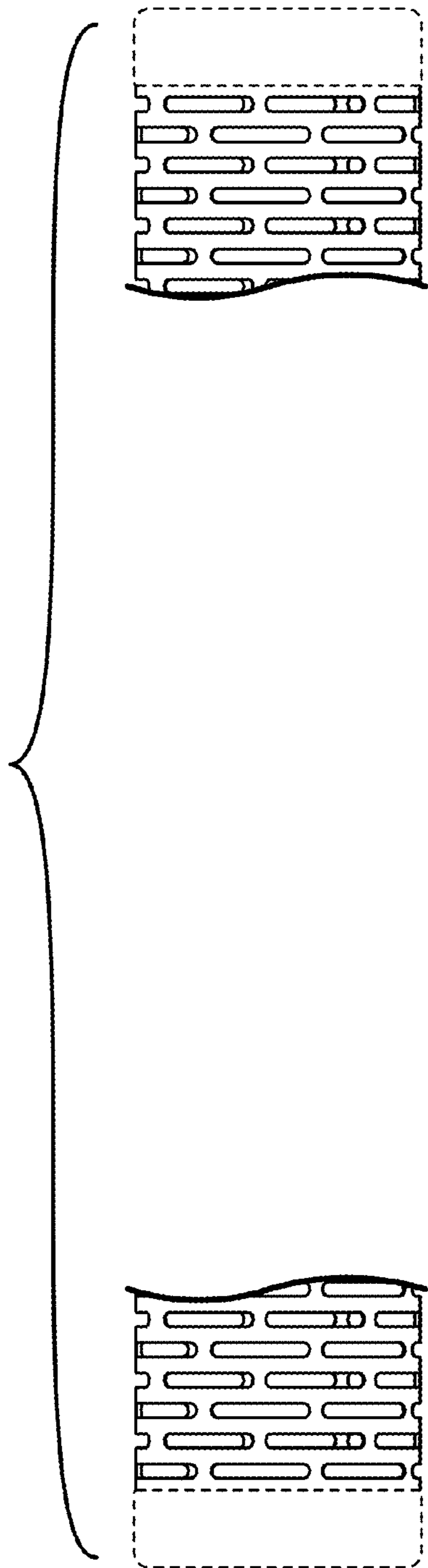


Fig. 7

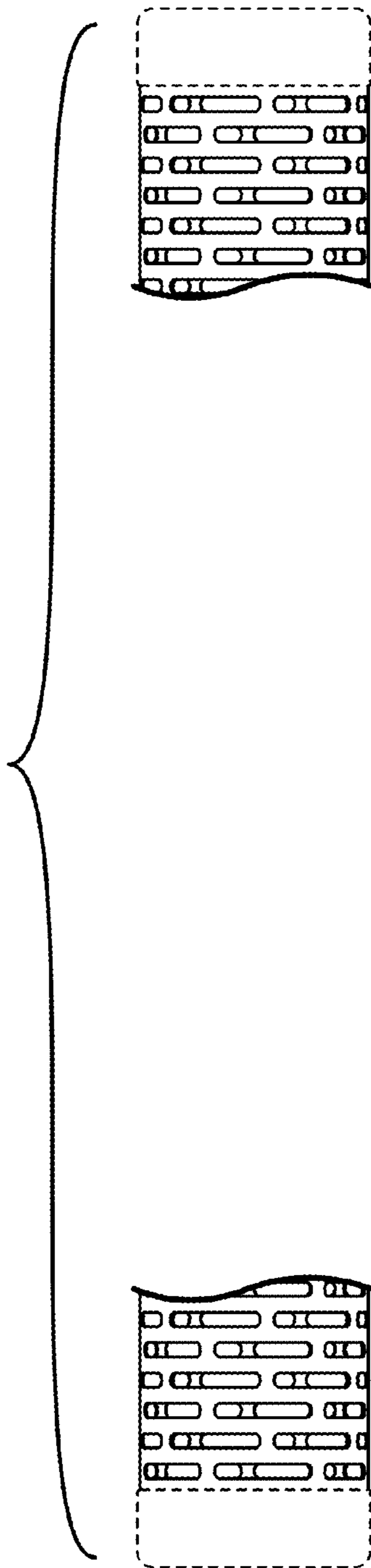


Fig. 8




Fig. 9



Fig. 10