



US00D869221S

(12) **United States Design Patent** (10) **Patent No.:** **US D869,221 S**
Demers et al. (45) **Date of Patent:** **** Dec. 10, 2019**

(54) **RECTANGULAR BAKING PAN**
(71) Applicant: **ANCHOR HOCKING, LLC**,
Columbus, OH (US)
(72) Inventors: **Brian Joseph Demers**, Charlotte, NC
(US); **Ludwin Miguel Mora**,
Columbus, OH (US)
(73) Assignee: **ANCHOR HOCKING, LLC**,
Columbus, OH (US)
(**) Term: **15 Years**

(21) Appl. No.: **29/675,736**

(22) Filed: **Jan. 4, 2019**

Related U.S. Application Data

(62) Division of application No. 29/615,234, filed on Aug. 28, 2017, now Pat. No. Des. 842,641.

(51) **LOC (12) Cl.** **07-02**

(52) **U.S. Cl.**
USPC **D7/354**

(58) **Field of Classification Search**
USPC D5/37, 59; D7/323, 354-361, 396.4,
D7/521, 543, 545, 549, 550.1,
D7/553.1-553.8, 554.1-554.4, 555, 575,
D7/584, 586; D9/430-433, 455-456,
D9/661, 737, 756-762; D11/152, 155;
D14/484.1
CPC .. A21B 3/00; A21B 3/003; A21B 3/13; A21B
3/15; A21B 3/134; A21B 5/00; A21B
5/02; A44C 27/00; A47J 36/022; A47J
36/025; A47J 36/027; A47J 37/00; A47J
37/04; A47J 43/28; A47J 43/284; B65D
1/22; B65D 1/24; B65D 1/34; B65D
1/36; B65D 81/343; B65D 85/36

See application file for complete search history.

(56) **References Cited**
U.S. PATENT DOCUMENTS
D212,812 S 11/1968 Benes
D245,942 S * 9/1977 Rothstein A44C 27/00
D7/396.4
D417,367 S 12/1999 Laib
D418,017 S 12/1999 Henry
D456,306 S 4/2002 Master
D459,270 S 6/2002 Kumar
D527,217 S 8/2006 Morgan
D578,339 S 10/2008 Courington
D581,204 S 11/2008 Simon
D593,106 S * 5/2009 Moshes D14/484.1
D605,553 S * 12/2009 White D11/155
D612,616 S * 3/2010 Sanders D5/37

(Continued)

Primary Examiner — Ricky Pham

(74) *Attorney, Agent, or Firm* — Tucker Ellis LLP; Carlos Garritano

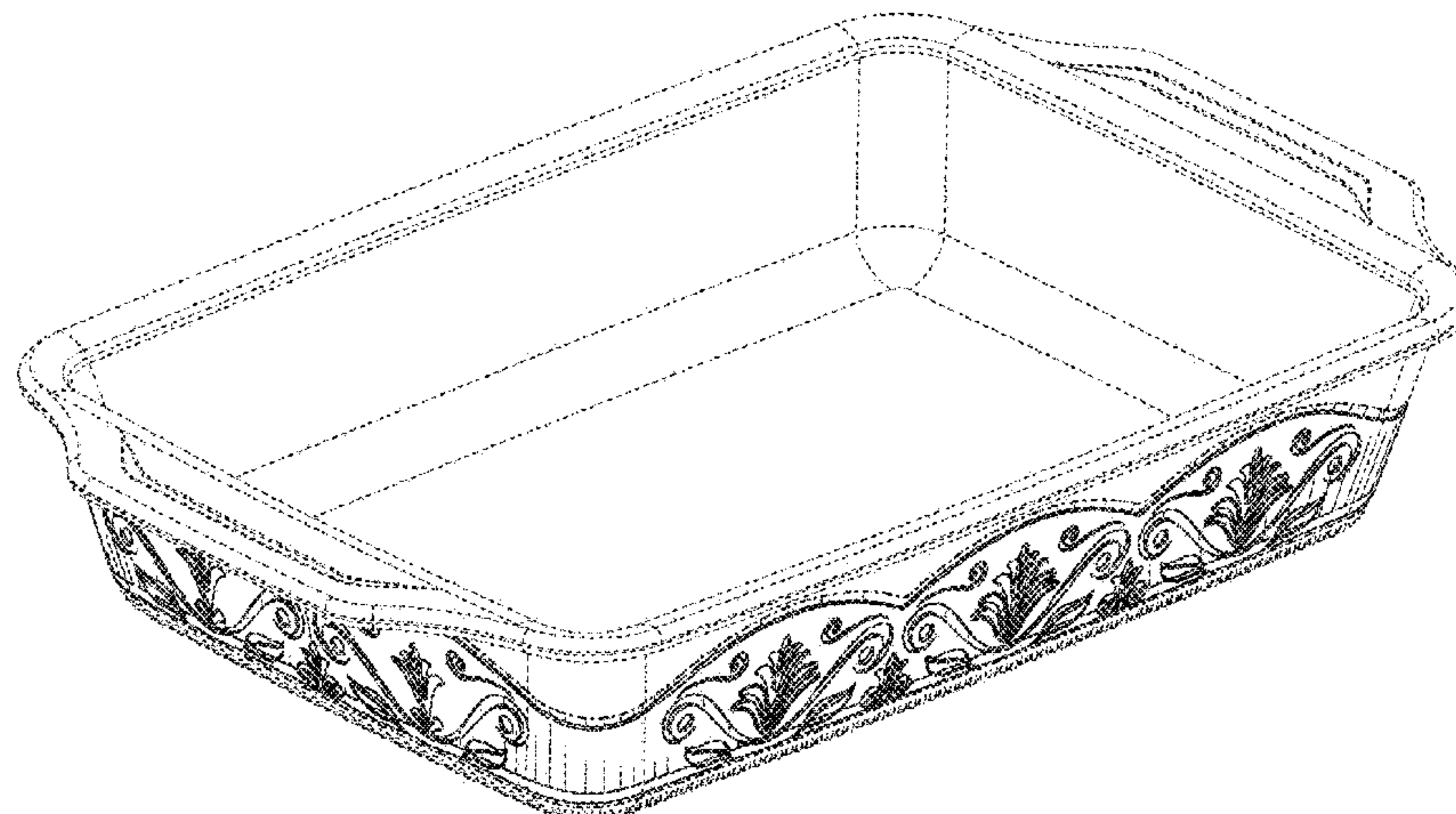
(57) **CLAIM**

The ornamental design for a rectangular baking pan, as shown and described.

DESCRIPTION

FIG. 1 is a top perspective view of another embodiment of the rectangular baking pan.
FIG. 2 is a front view thereof, the opposite rear view being a mirror image thereof.
FIG. 3 is a side view thereof, the opposite side view being a mirror image thereof.
FIG. 4 is a top view thereof; and,
FIG. 5 is a bottom view thereof.
The evenly-spaced broken lines in the drawings are included for purpose of illustrating portions of the baking pan that form no part of the claimed design. The dot-dash-dot broken lines in the drawings are included for the purpose of defining

(Continued)



the boundary of the claim, it being understood that the dot-dash-dot broken lines themselves form no part of the claimed design.

1 Claim, 4 Drawing Sheets

(56)

References Cited

U.S. PATENT DOCUMENTS

D656,034 S *	3/2012	Wanders	D9/428
D663,570 S	7/2012	Sarnoff	
D674,244 S	1/2013	Sar Shalom	
D694,578 S	12/2013	Eide	
D699,075 S *	2/2014	Mariotti	D7/521
D716,611 S *	11/2014	Pople	D7/396.4
D731,230 S	6/2015	Librus	
D734,990 S	7/2015	Pople	
D758,083 S *	6/2016	Hood	D5/32
D835,934 S *	12/2018	Demers	D7/354
D835,935 S *	12/2018	Demers	D7/354
D836,382 S *	12/2018	Demers	D7/354
D842,641 S *	3/2019	Demers	D7/354
2010/0307671 A1 *	12/2010	David	A44C 27/00 156/247

* cited by examiner

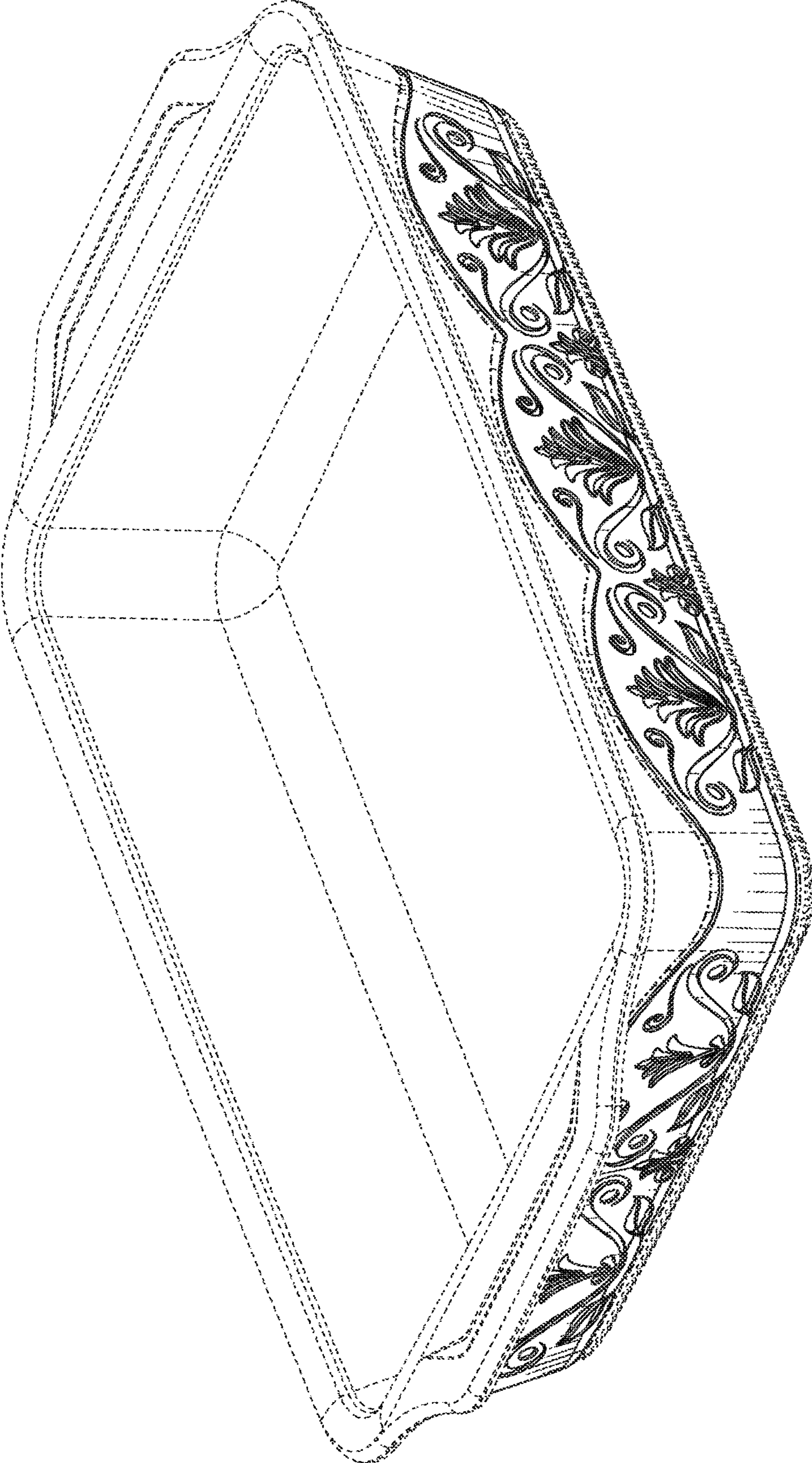


FIG. 1




FIG. 2

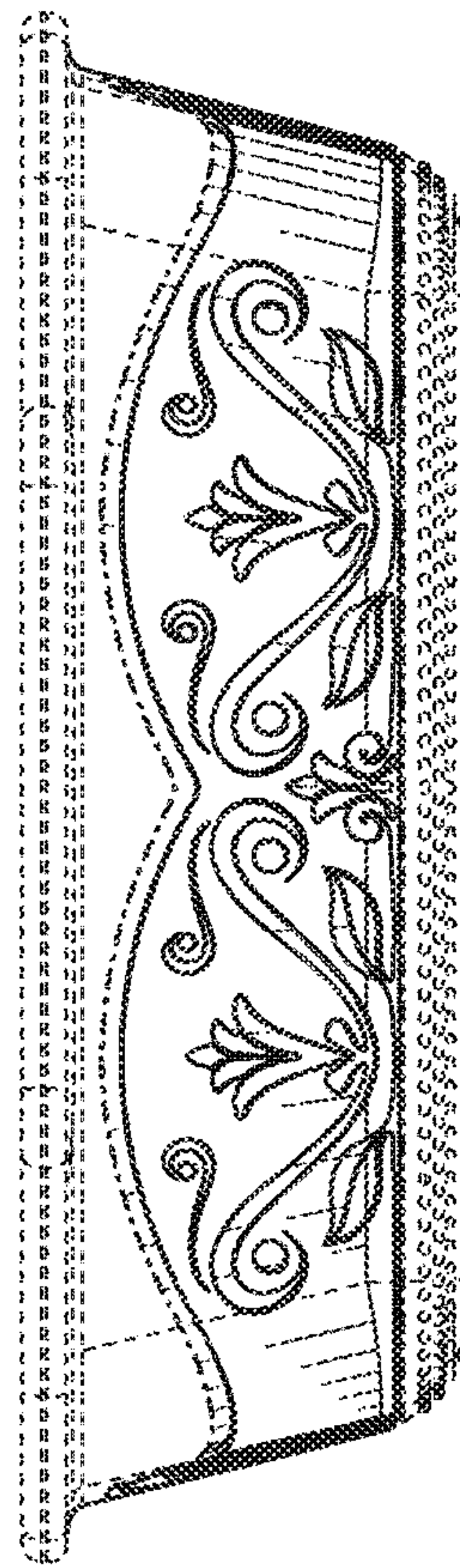


FIG. 3




FIG. 4




FIG. 5