



US00D869196S

(12) **United States Design Patent** (10) **Patent No.:** **US D869,196 S**
Shin (45) **Date of Patent:** **** Dec. 10, 2019**

(54) **CERVICAL PILLOW**
(71) Applicant: **S&J Space Co., Ltd**, Seoul (KR)
(72) Inventor: **Kyu Chul Shin**, Seoul (KR)
(73) Assignee: **S&J Space Co., Ltd.** (KR)
(**) Term: **15 Years**

5,718,010 A * 2/1998 Beier A47G 9/10
40/638
D465,686 S * 11/2002 Hwong D6/601
D474,364 S * 5/2003 Arcieri D6/601
6,622,325 B1 * 9/2003 Garza A47G 9/10
5/636
D497,507 S * 10/2004 Keilhauer D6/601
(Continued)

(21) Appl. No.: **29/638,060**
(22) Filed: **Feb. 23, 2018**

FOREIGN PATENT DOCUMENTS

EP 0880925 A1 * 12/1998 A47G 9/10
FR 2841758 A1 * 1/2004 A47G 9/10
(Continued)

(30) **Foreign Application Priority Data**

OTHER PUBLICATIONS

Aug. 25, 2017 (KR) 30-2017-0039705
(51) **LOC (12) Cl.** **06-09**
(52) **U.S. Cl.**
USPC **D6/601**
(58) **Field of Classification Search**
USPC D6/333, 349, 355, 375, 388, 512, 563,
D6/564, 595, 596, 601, 602, 603, 604,
D6/605, 606, 607, 608, 707, 715, 716,
D6/716.1; 5/636, 490, 491, 495;
D24/183-184
CPC A47C 17/021; A47C 17/13; A47C 17/132;
A47C 17/136; A47C 17/1655; A47C
17/207; A47G 9/10; A47G 9/1027; A47G
9/1081; A47G 9/1036; A47G 9/1063;
A47G 2009/1018
See application file for complete search history.

Therapeutica Orthopedic Sleeping Pillow, earliest photo review
Dec. 6, 2015, [online], [site visited Jul. 16, 2019]. Available from
Internet, URL: https://www.amazon.com/Therapeutica-Orthopedic-Sleeping-Pillow-Average/dp/B015N45KDY/ref=cm_cr_ar_p_d_product_top?ie=UTF8&th=1 (Year: 2015).*

Primary Examiner — Michelle E. Wilson
Assistant Examiner — Sanjeev Paul
(74) *Attorney, Agent, or Firm* — St Onge Steward
Johnston and Reens LLC

(57) **CLAIM**

The ornamental design for a cervical pillow, as shown and described.

DESCRIPTION


(56) **References Cited**

FIG. 1 is top perspective view of a cervical pillow in accordance with the new design;
FIG. 2 is a front elevational view thereof;
FIG. 3 is a rear elevational view thereof;
FIG. 4 is a right side elevational view thereof;
FIG. 5 is a left side elevational view thereof;
FIG. 6 is a top plan view thereof; and,
FIG. 7 is a bottom plan view thereof.

U.S. PATENT DOCUMENTS

D241,700 S * 10/1976 Wattie D6/601
4,550,458 A * 11/1985 Fiore A47C 7/383
297/393
D318,203 S * 7/1991 Zaghini 5/636
D363,403 S * 10/1995 Dixon 5/636
5,457,832 A * 10/1995 Tatum A61F 5/01
5/636

1 Claim, 3 Drawing Sheets



(56)

References Cited

U.S. PATENT DOCUMENTS

6,817,049 B1 * 11/2004 Hall A47G 9/10
5/632
6,973,691 B1 * 12/2005 Cordova A47C 7/383
248/118
7,082,633 B1 * 8/2006 Maarbjerg A47G 9/10
5/636
D595,526 S * 7/2009 Mills D6/601
D595,529 S * 7/2009 Deetsch D6/601
D595,530 S * 7/2009 Deetsch D24/183
D595,531 S * 7/2009 Deetsch D24/183
D634,960 S * 3/2011 Anson D6/601
D657,468 S * 4/2012 Held D24/184
8,161,588 B1 * 4/2012 Anson A47G 9/109
5/630
8,584,285 B1 * 11/2013 Sipherd A47C 7/383
5/636
8,910,330 B1 * 12/2014 Malik A47G 9/109
5/636
D737,075 S * 8/2015 Albrecht D6/601
D759,991 S * 6/2016 Jing D6/601
D805,323 S * 12/2017 Chan D6/601
D808,194 S * 1/2018 Wyborn D6/601
D828,054 S * 9/2018 Chen D6/601
D828,702 S * 9/2018 Chen D6/601
D829,470 S * 10/2018 Huang D6/601
D830,753 S * 10/2018 Waterhouse D6/716.1
D837,570 S * 1/2019 Barcohana D6/601
D839,026 S * 1/2019 Huang D6/601

D848,180 S * 5/2019 Huang D6/601
D848,763 S * 5/2019 Potter D6/601
2004/0068799 A1 * 4/2004 Wilson A47G 9/10
5/632
2009/0139031 A1 * 6/2009 Davis A61G 7/072
5/639
2011/0131728 A1 * 6/2011 Rose A47G 9/109
5/636
2012/0180220 A1 * 7/2012 Popitz A47G 9/1081
5/638
2013/0098364 A1 * 4/2013 Davis A47G 9/1081
128/206.21
2013/0254998 A1 * 10/2013 Walker A47G 9/1081
5/637
2014/0026323 A1 * 1/2014 Bowers A47G 9/10
5/636
2015/0089743 A1 * 4/2015 Haworth A47G 9/109
5/640
2018/0042410 A1 * 2/2018 Garfield A47G 9/1081
2018/0303259 A1 * 10/2018 Glatt A47G 9/10
2019/0069698 A1 * 3/2019 Lin A47G 9/1081

FOREIGN PATENT DOCUMENTS

KR 300867252.0000 * 8/2016
KR 300917644.0000 * 8/2017
KR 300939821.0000 * 1/2018
WO WO-0141606 A1 * 6/2001 A47G 9/10
WO WO-2016013723 A1 * 1/2016 A47G 9/10

* cited by examiner

FIG. 1



FIG. 2




FIG. 3




FIG. 4




FIG. 5




FIG. 6




FIG. 7

