



US00D869128S

(12) **United States Design Patent**
DiFrancisco

(10) **Patent No.:** **US D869,128 S**

(45) **Date of Patent:** **** Dec. 10, 2019**

(54) **FOOTWEAR**

(71) Applicant: **Joseph DiFrancisco**, San Diego, CA (US)

(72) Inventor: **Joseph DiFrancisco**, San Diego, CA (US)

(73) Assignee: **Friendly, Inc.**, San Diego, CA (US)

(**) Term: **15 Years**

(21) Appl. No.: **29/650,960**

(22) Filed: **Jun. 11, 2018**

(51) **LOC (12) Cl.** **02-04**

(52) **U.S. Cl.**
USPC **D2/908; D2/944**

(58) **Field of Classification Search**
USPC D2/896, 902, 905, 907, 908, 943, 944,
D2/946, 947, 951, 954, 955, 956, 968,
D2/977

CPC A43B 5/00; A43B 5/001; A43B 5/002;
A43B 5/003; A43B 5/005; A43B 5/007;
A43B 5/008; A43B 5/02; A43B 5/025;
A43B 5/06; A43B 5/08; A43B 5/10;
A43B 5/14; A43B 13/00; A43B 13/02;
A43B 13/04; A43B 13/14; A43B 13/32;
A43B 23/24

See application file for complete search history.

(56) **References Cited**

U.S. PATENT DOCUMENTS

2,450,250 A	9/1948	Napton	
3,192,651 A	7/1965	Smith	
3,405,463 A	10/1968	Werner	
4,468,870 A *	9/1984	Sternberg	A43B 5/00 36/127
4,584,783 A *	4/1986	Dobbin	A43C 1/00 36/50.1

4,972,613 A	11/1990	Loveder	
5,481,814 A	1/1996	Spencer	
5,488,786 A	2/1996	Ratay	
5,813,144 A	9/1998	Prengler	
D422,400 S *	4/2000	Brady	D2/902
6,295,743 B1	10/2001	Brooks	
7,146,751 B2	12/2006	Seamans	
7,607,242 B2	10/2009	Karandonis et al.	
7,669,352 B2	3/2010	Stefani	
D619,348 S	7/2010	Schwartz et al.	
D636,156 S *	4/2011	Della Valle	D2/907
D637,799 S *	5/2011	Della Valle	D2/908
8,033,034 B2	10/2011	Jarosik	
D670,070 S *	11/2012	Della Valle	D2/908
D681,315 S *	5/2013	Della Valle	D2/908
8,499,474 B2	8/2013	Kaufman	
D735,455 S *	8/2015	Mochen	D2/945
D741,054 S *	10/2015	Stillwagon	D2/944
D751,797 S *	3/2016	Slimane	D2/908
D752,322 S *	3/2016	Tomat	D2/908
D782,165 S *	3/2017	Slimane	D2/902

(Continued)

Primary Examiner — Elizabeth J Oswecki

(74) *Attorney, Agent, or Firm* — Genius Patent APC;
Bruce Hare

(57) **CLAIM**

The ornamental design for footwear, as shown and described.

DESCRIPTION

FIG. 1 is a perspective view of footwear showing my new design;

FIG. 2 is a front elevation view thereof;

FIG. 3 is a rear elevation view thereof;

FIG. 4 is a right side elevation view thereof;

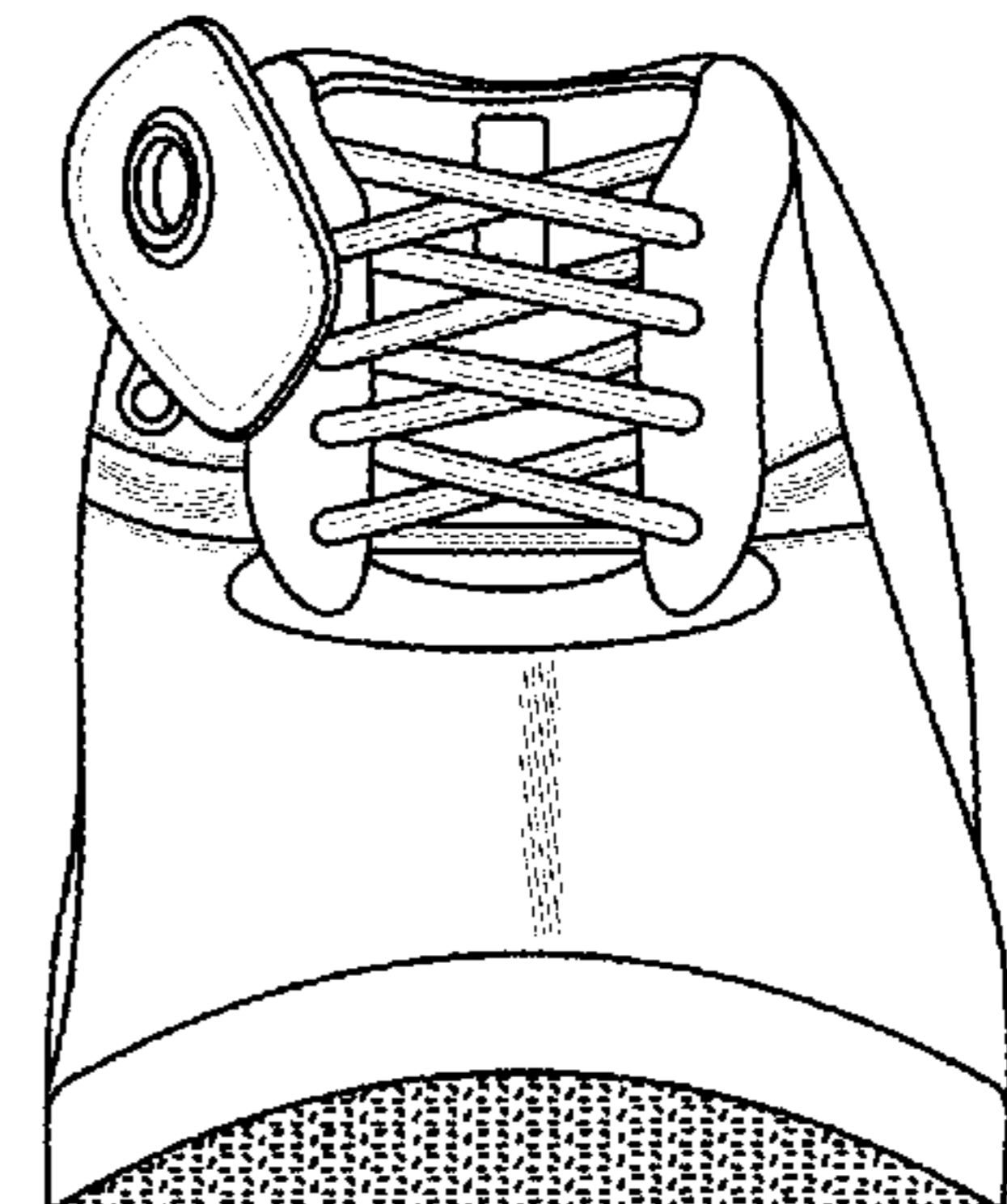
FIG. 5 is a left side elevation view thereof;

FIG. 6 is a top plan view thereof; and,

FIG. 7 is a bottom plan view thereof.

The shoe shown in FIG. 1-FIG. 7 is a right shoe. The left shoe is a mirror image of the right shoe.

1 Claim, 7 Drawing Sheets



(56)

References Cited

U.S. PATENT DOCUMENTS

D789,044 S * 6/2017 Taestensen D2/908
D826,532 S * 8/2018 Ringholz D2/969
D827,276 S * 9/2018 Ringholz D2/969
D828,685 S * 9/2018 Ringholz D2/969
2003/0200680 A1 10/2003 Chang
2010/0275470 A1* 11/2010 Hoffer A43B 1/0009
36/3 R
2011/0072687 A1* 3/2011 Bobbett A43B 5/001
36/127
2014/0096415 A1 4/2014 Long

* cited by examiner

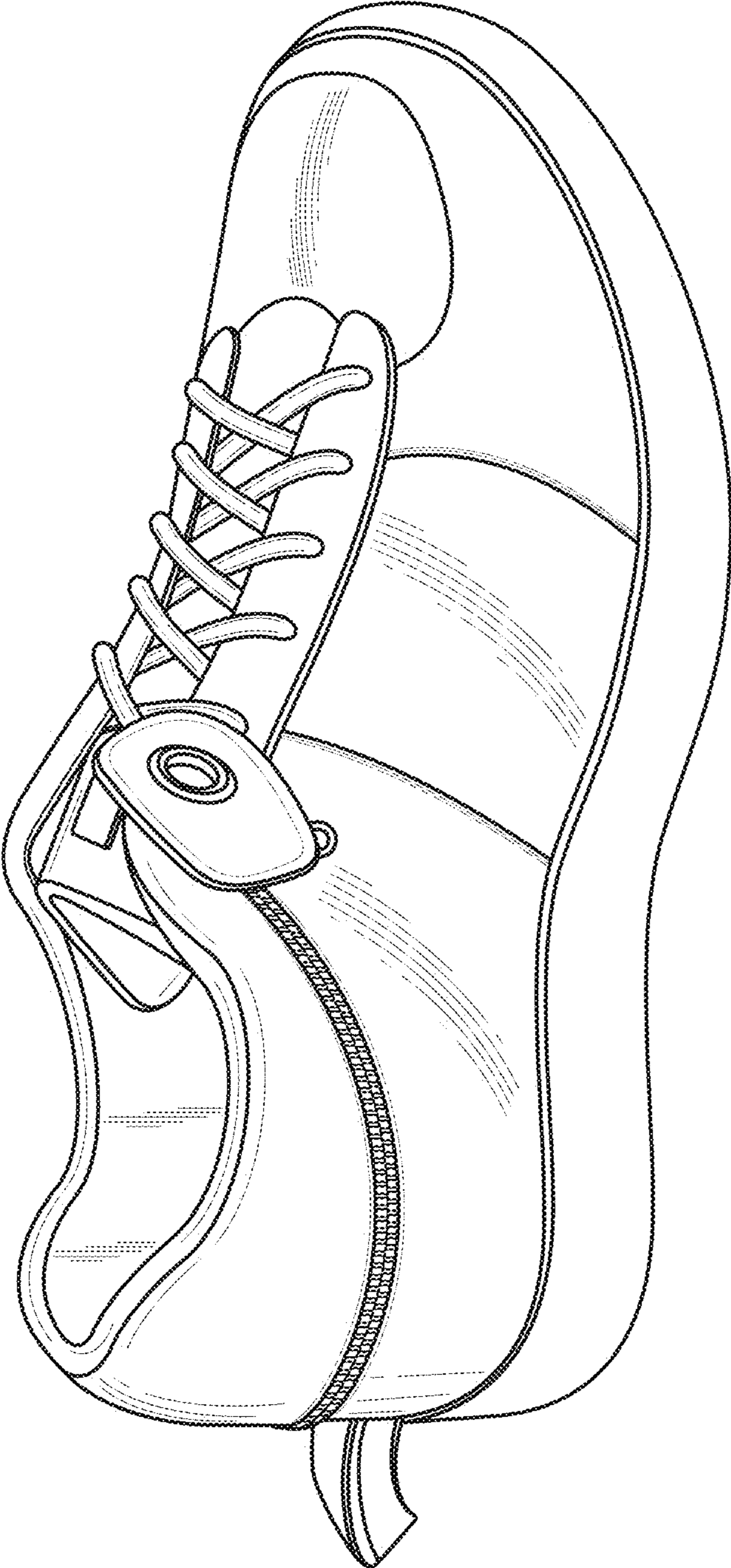


FIG. 1

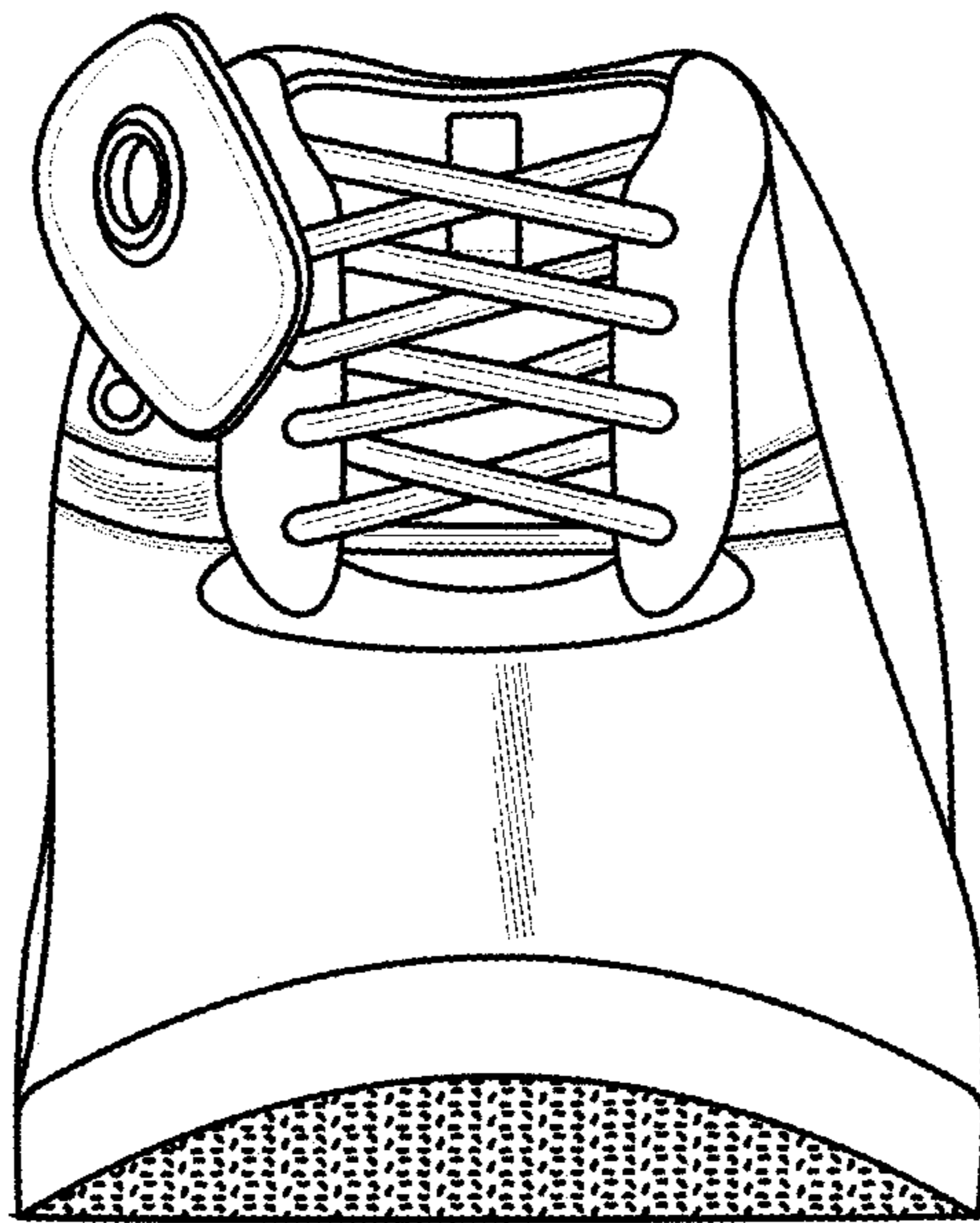


FIG. 2

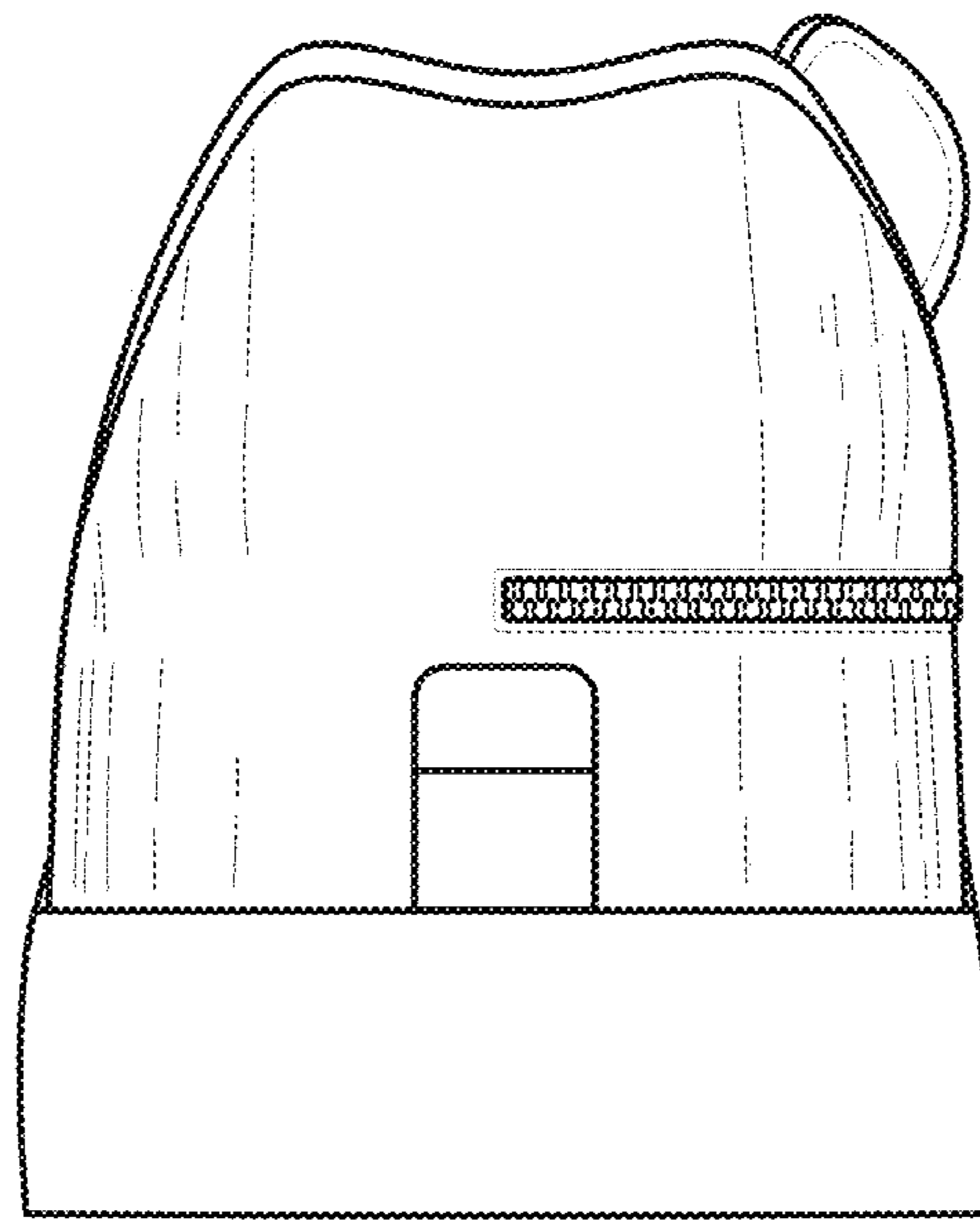


FIG. 3

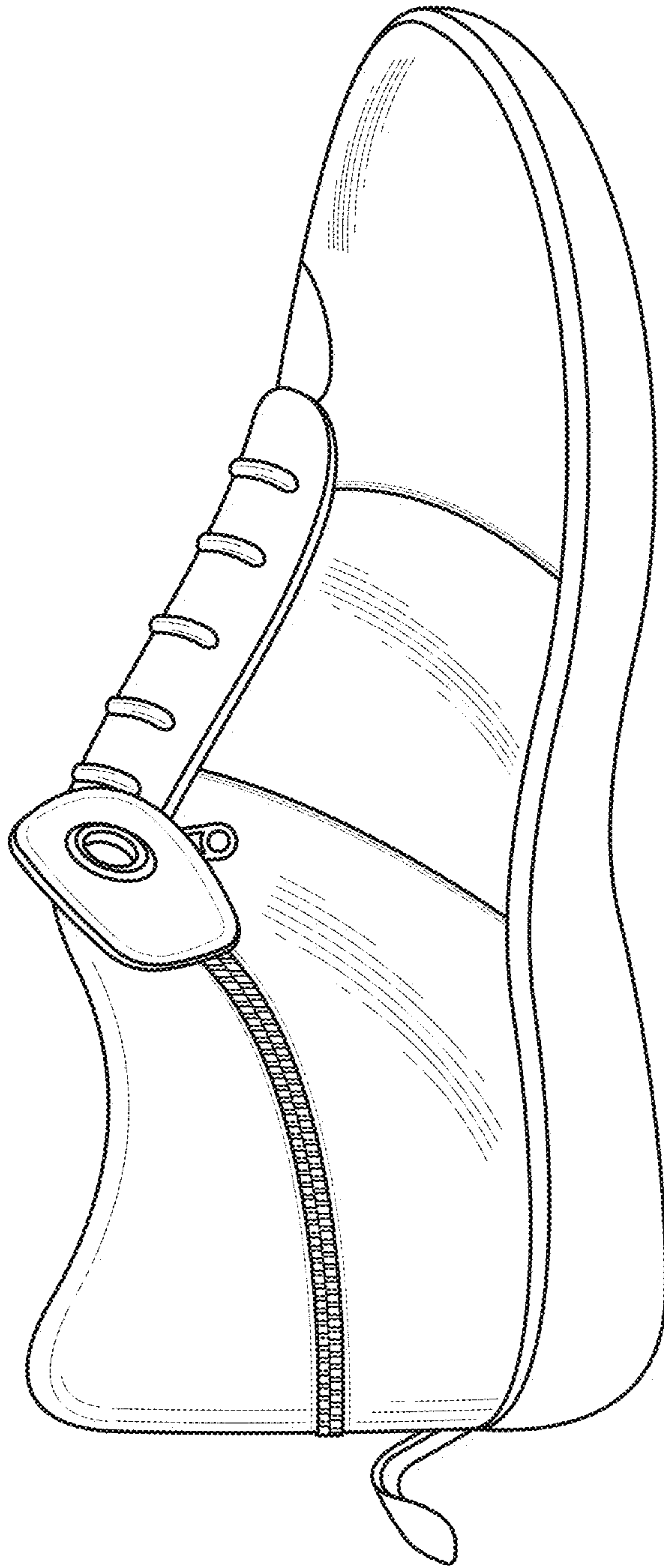


FIG. 4

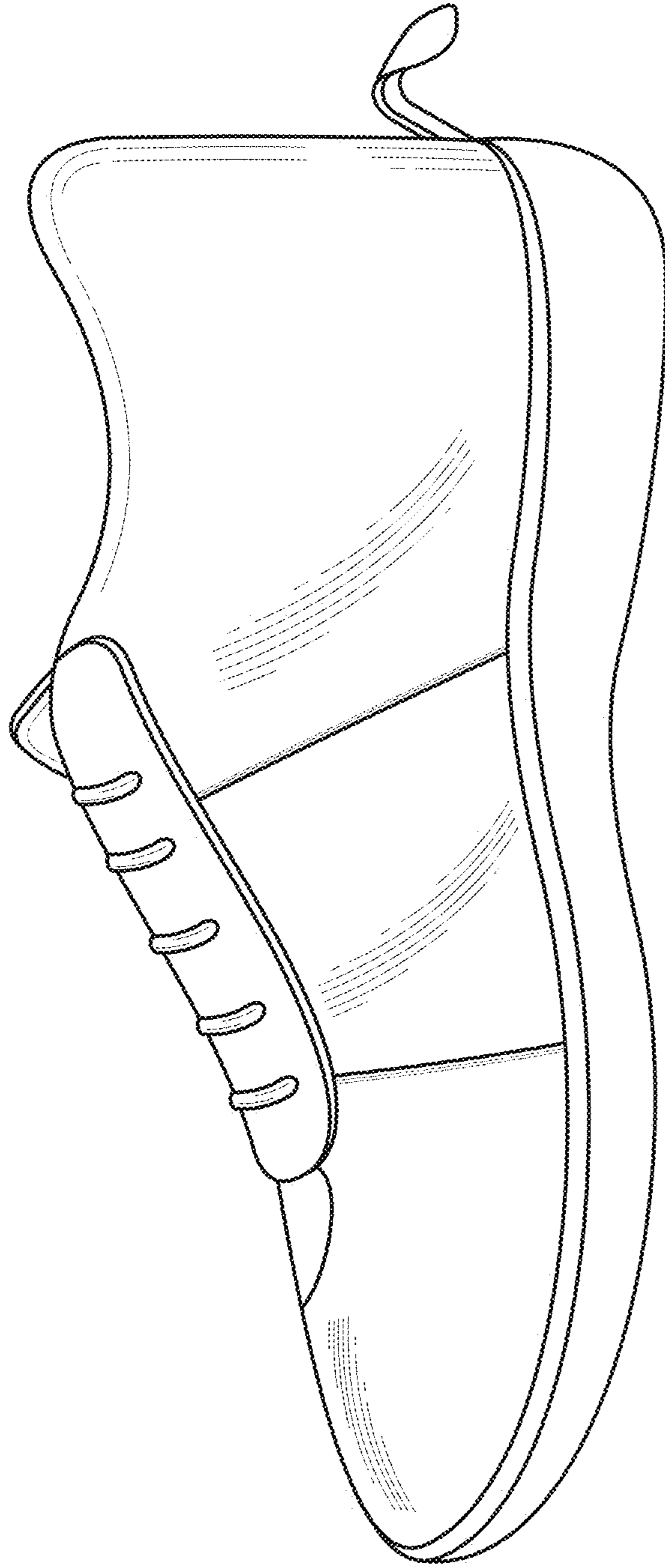


FIG. 5

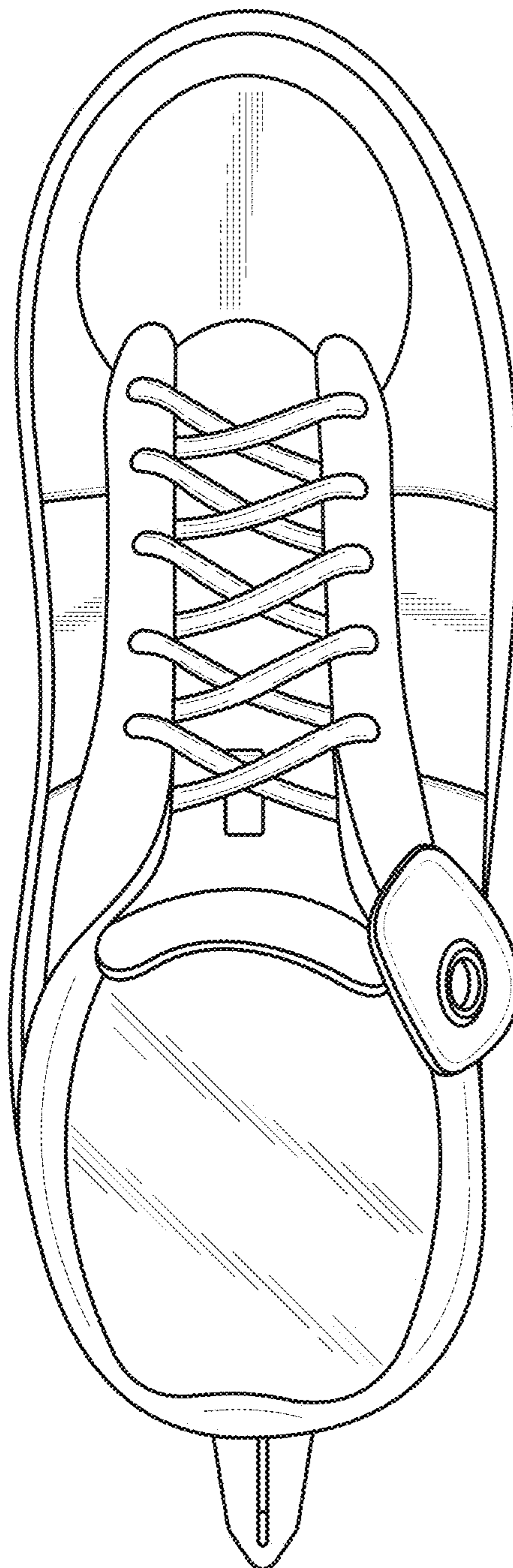


FIG. 6




FIG. 7