

US00D869126S

(12) **United States Design Patent** (10) **Patent No.:** **US D869,126 S**
Park (45) **Date of Patent:** **** Dec. 10, 2019**

(54) **GARMENT**
(71) Applicant: **Peak Theory, Inc.**, Palo Alto, CA (US)
(72) Inventor: **Zachary Park**, Palo Alto, CA (US)
(73) Assignee: **Peak Theory, Inc.**, Los Angeles, CA (US)

(**) Term: **15 Years**

(21) Appl. No.: **29/616,333**

(22) Filed: **Sep. 5, 2017**

(51) **LOC (12) Cl.** **02-02**

(52) **U.S. Cl.**
USPC **D2/830**

(58) **Field of Classification Search**
USPC D2/713-715, 716, 717, 720, 728, 731, D2/732, 733, 735, 736, 737, 738, D2/750-753, 759-760, 769, 771, 774, D2/779, 780, 782, 786, 791, 812, 820, D2/825, 828-839, 847, 848, 850, 853, D2/857, 858, 864; D5/53, 55, 59, 61; D29/101.3; 2/77, 81, 84-86, 92, 93, 96, 2/98, 99, 108, 115, 158, 172, 203, 205
CPC A41D 1/002; A41D 1/005; A41D 1/02; A41D 1/04; A41D 13/0012; A41D 27/205; A41D 2400/38; A41D 2600/10; A41D 13/01; A41D 13/0007; A41D 13/0015; A41D 13/0017; A41D 3/00; A41D 3/02; A41D 3/04; A41D 1/06; A41D 1/08; A41D 1/00; A41D 1/18; A41D 2300/50; A41D 2300/322; A41D 27/24; A41D 27/10; A41D 27/20; A41D 2600/104; A41D 2300/30; A41C 3/0057; A41C 3/08; A41C 3/12
See application file for complete search history.

(56) **References Cited**

U.S. PATENT DOCUMENTS

4,404,687 A 9/1983 DeWan
4,404,689 A 9/1983 Hager

5,791,963 A 8/1998 Lieberman
D739,646 S * 9/2015 Meguid D2/831
D769,580 S * 10/2016 Conway D2/830
9,573,073 B1 2/2017 Mazur
D787,160 S * 5/2017 Crowe D2/750
9,936,746 B1 4/2018 Park
2004/0181844 A1 9/2004 Kim
2008/0115254 A1 5/2008 Galkov
2013/0042383 A1 2/2013 Ryan
2013/0219581 A1 * 8/2013 Schrimpf A41D 27/20
2/69
2014/0237700 A1 8/2014 Albert
2015/0111459 A1 4/2015 Anderman
2016/0295950 A1 * 10/2016 Schurr A42B 3/225
2018/0352879 A1 12/2018 Goulina
2019/0037940 A1 2/2019 Park

* cited by examiner

Primary Examiner — Wan Laymon
Assistant Examiner — Mark Booker
(74) *Attorney, Agent, or Firm* — DLA Piper LLP (US)

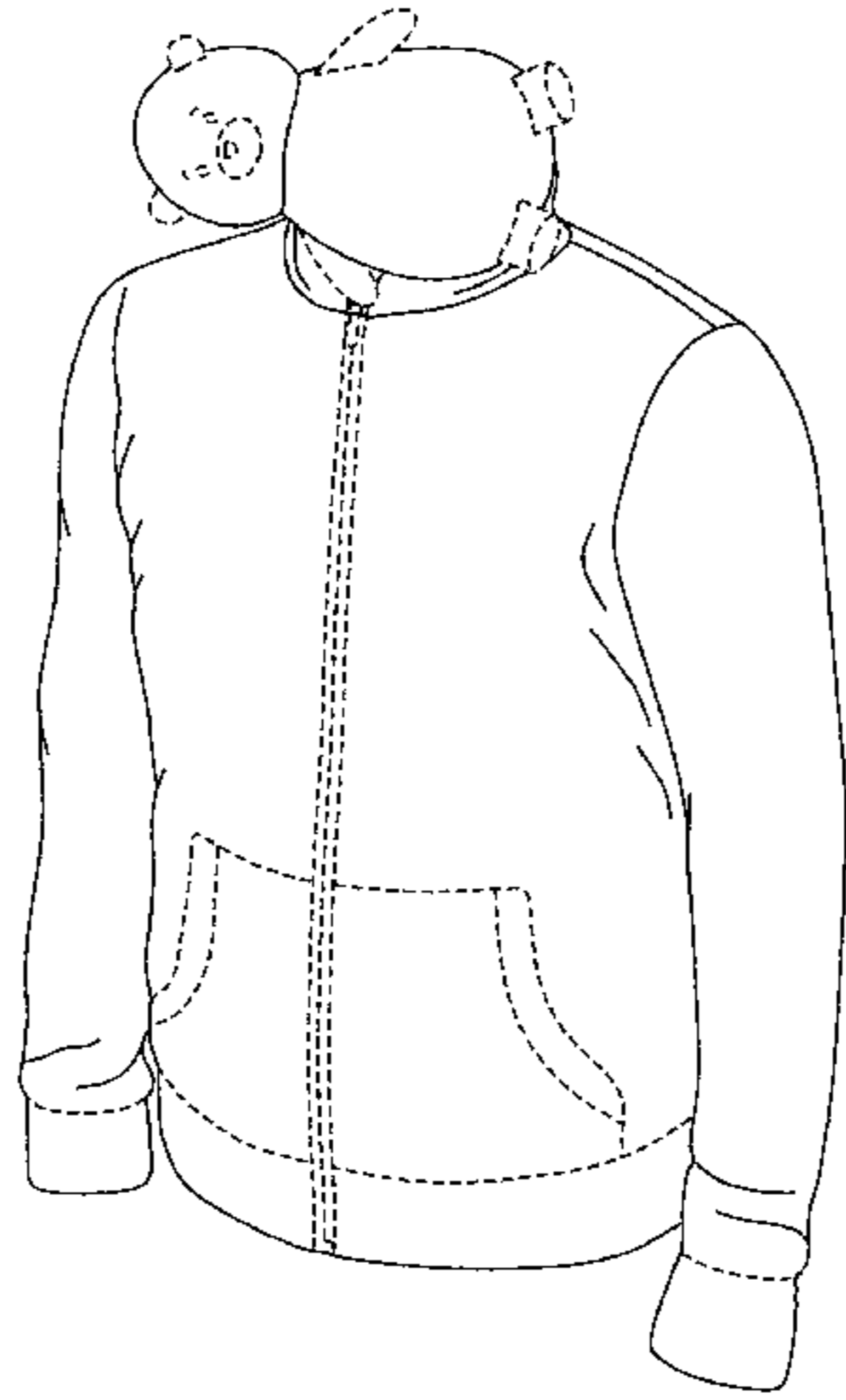
(57) **CLAIM**

I claim the ornamental design for a garment, as shown and described.

DESCRIPTION

FIG. 1 is a front perspective view of the garment, according to my new design;
FIG. 2 is a rear perspective view thereof;
FIG. 3 is a front elevation view thereof;
FIG. 4 is a rear elevation view thereof;
FIG. 5 is a right elevation view thereof;
FIG. 6 is a left elevation view thereof;
FIG. 7 is a top plan view thereof; and,
FIG. 8 is a bottom plan view thereof.
It should be noted that the dashed lines in the Figures showing the zippers and pockets, cuffs, and other ornamentation are shown for context and illustrative purposes only and forms no part of the claimed design.

1 Claim, 7 Drawing Sheets



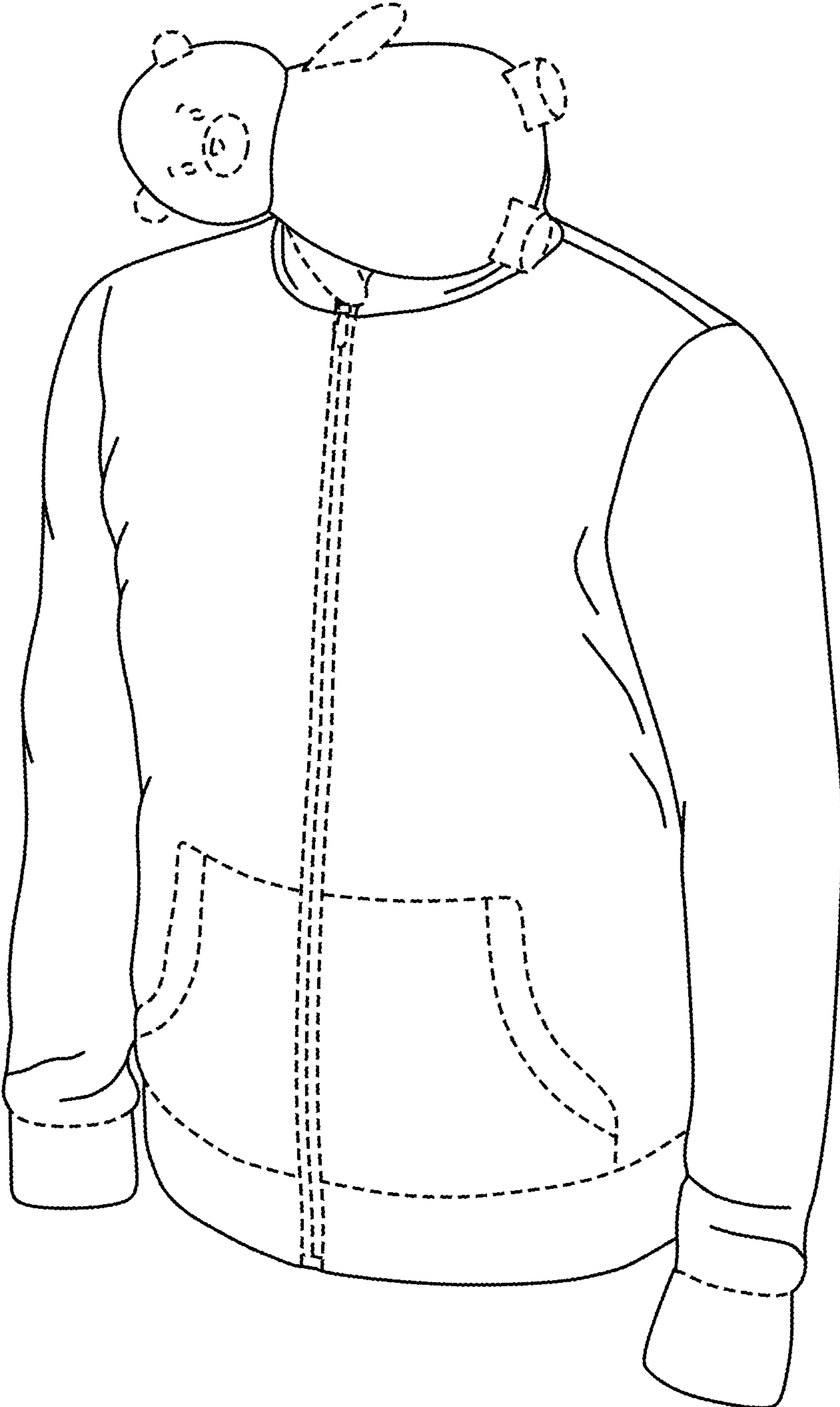


FIG. 1

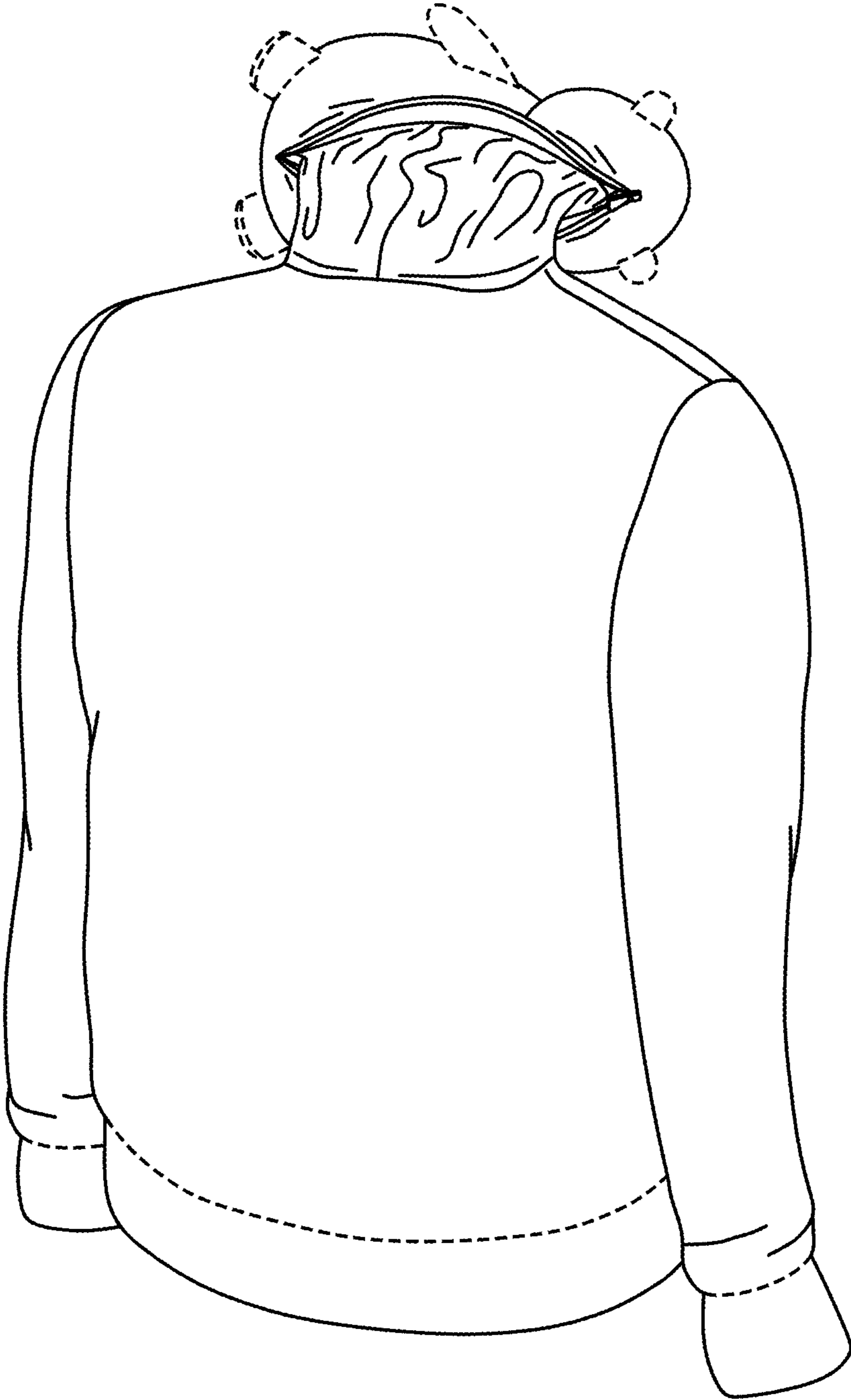


FIG. 2

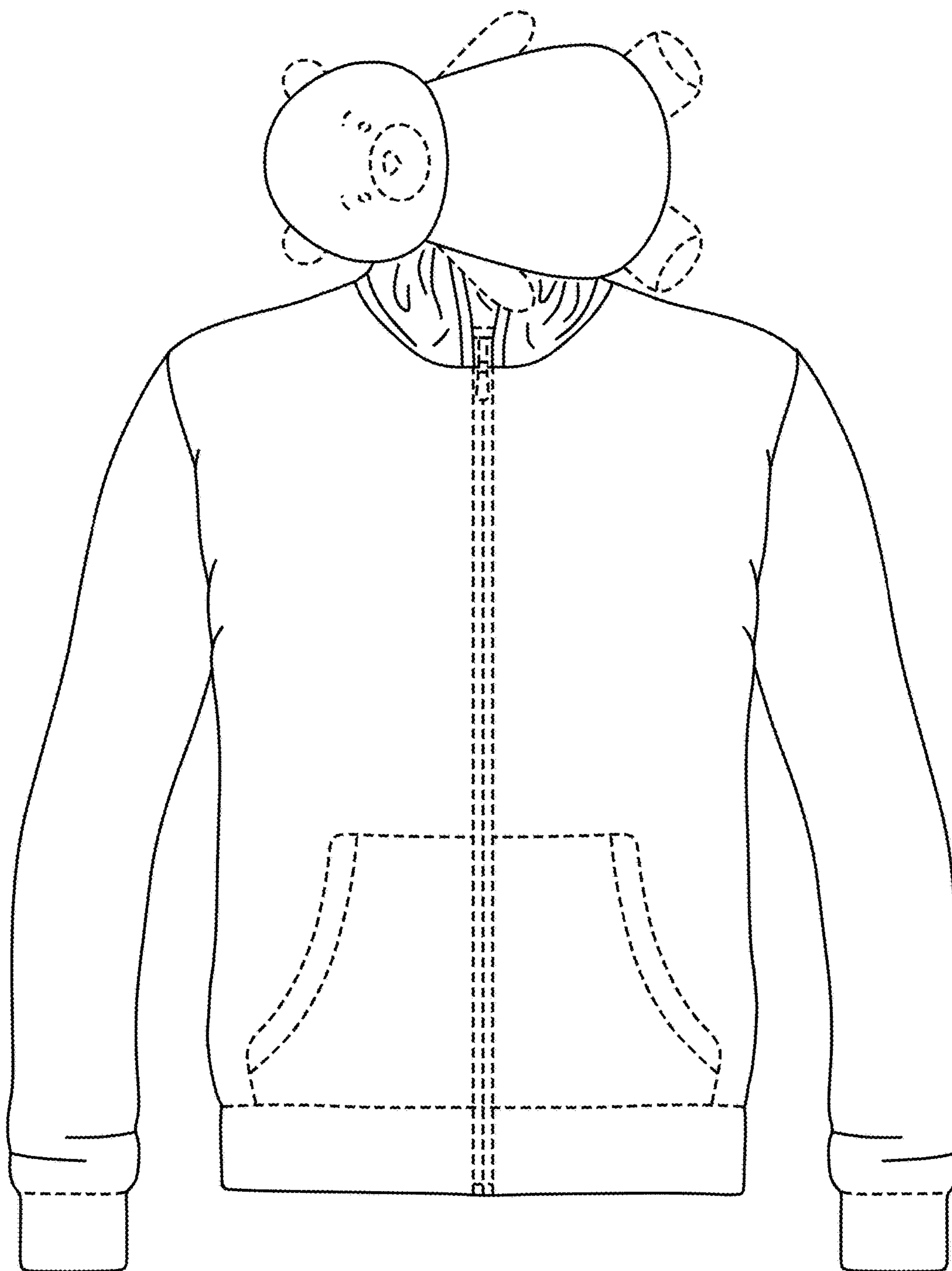


FIG. 3

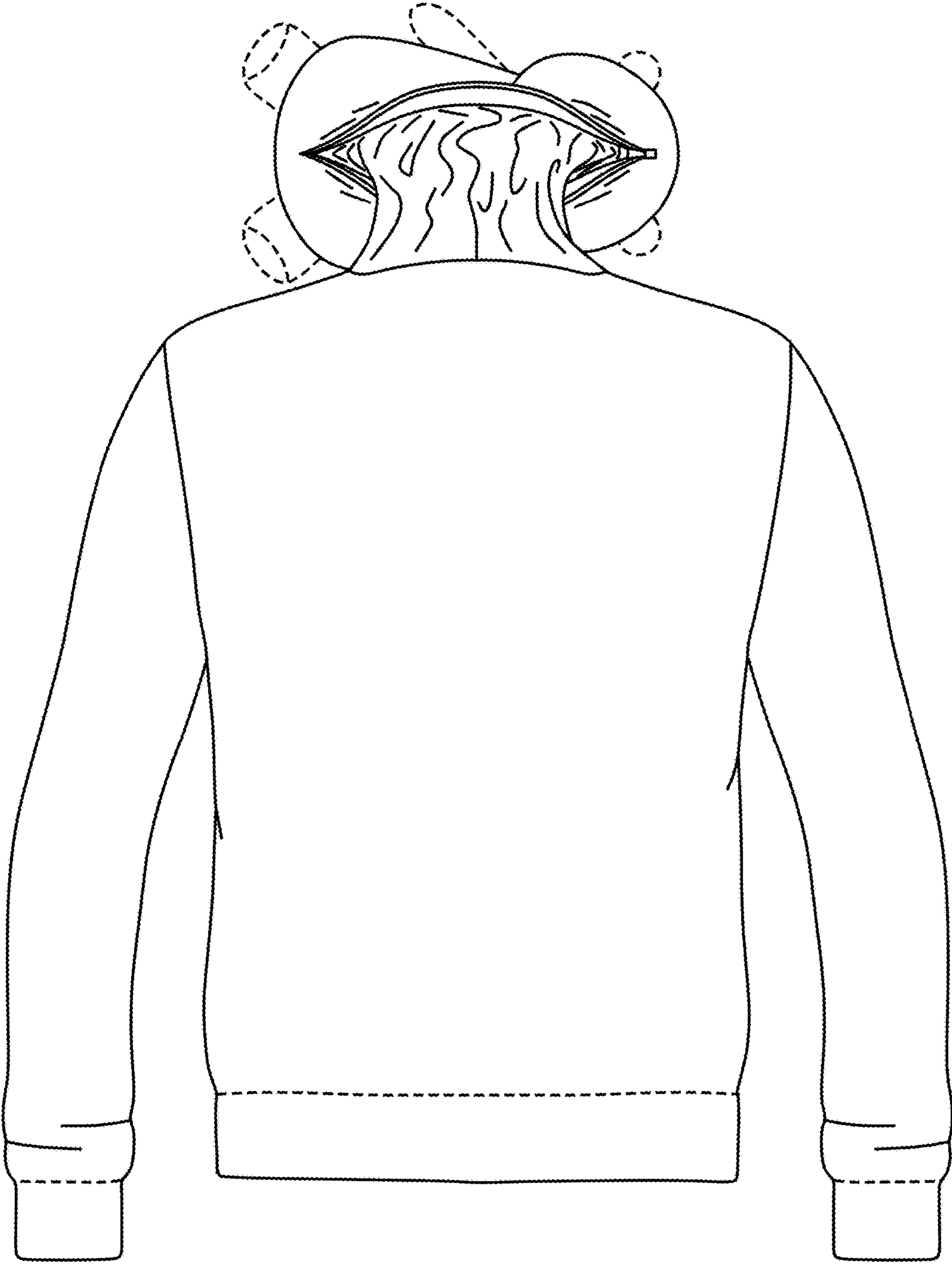


FIG. 4

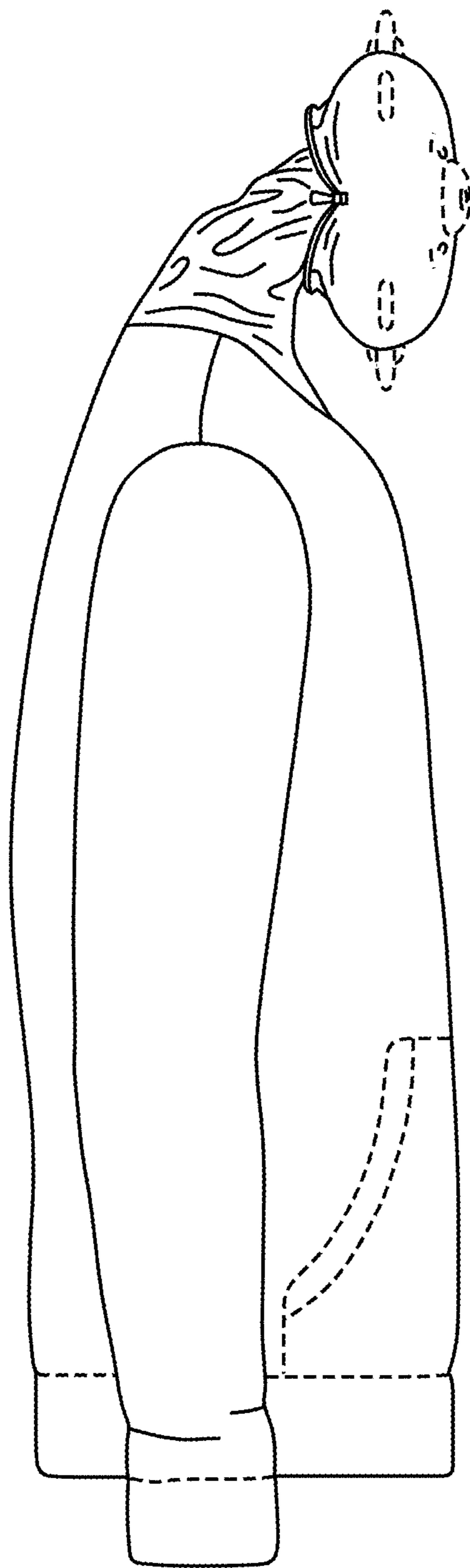


FIG. 5



FIG. 6




FIG. 7

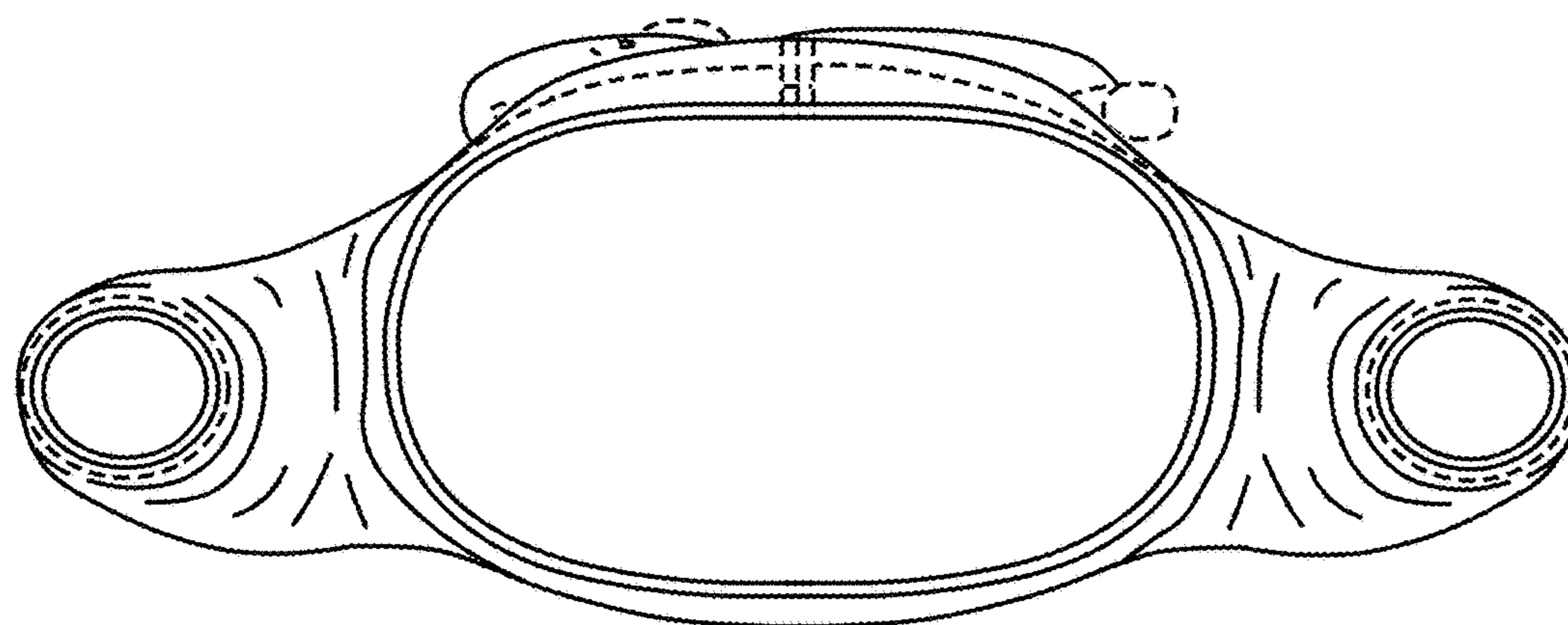


FIG. 8