



US00D869056S

(12) **United States Design Patent**
Malouin

(10) **Patent No.:** **US D869,056 S**

(45) **Date of Patent:** **** Dec. 3, 2019**

(54) **LIGHTING FIXTURE**

(71) Applicant: **Philippe Malouin**, London (GB)

(72) Inventor: **Philippe Malouin**, London (GB)

(**) Term: **15 Years**

(21) Appl. No.: **29/656,431**

(22) Filed: **Jul. 12, 2018**

(51) **LOC (12) Cl.** **26-03**

(52) **U.S. Cl.**
USPC **D26/106**

(58) **Field of Classification Search**

USPC D26/1, 24, 62, 65, 93-94, 106, 107, 118

CPC F21K 5/023; F21S 8/021; F21S 48/142;

F21S 9/02; F21V 33/006; F21Y 2101/02

See application file for complete search history.

(56) **References Cited**

U.S. PATENT DOCUMENTS

D313,669 S * 1/1991 Sonneman D26/93

D633,646 S * 3/2011 Marcaccio D26/118

D683,887 S * 6/2013 Sabernig D26/93

D738,557 S * 9/2015 Colombo D26/106

D818,629 S * 5/2018 Zhou D26/106

* cited by examiner

Primary Examiner — Brian N. Vinson

(74) *Attorney, Agent, or Firm* — Timothy W. Menasco,
Esq.; Harter Secrest & Emery LLP

(57) **CLAIM**

The ornamental design of a lighting fixture, as shown and described.

DESCRIPTION

FIG. 1 is a front perspective view of a lighting fixture in accordance with the present invention;

FIG. 2 is a front side view thereof, a rear view being a mirror image thereof;

FIG. 3 is a right side view thereof,

FIG. 4 is a rear side view thereof;

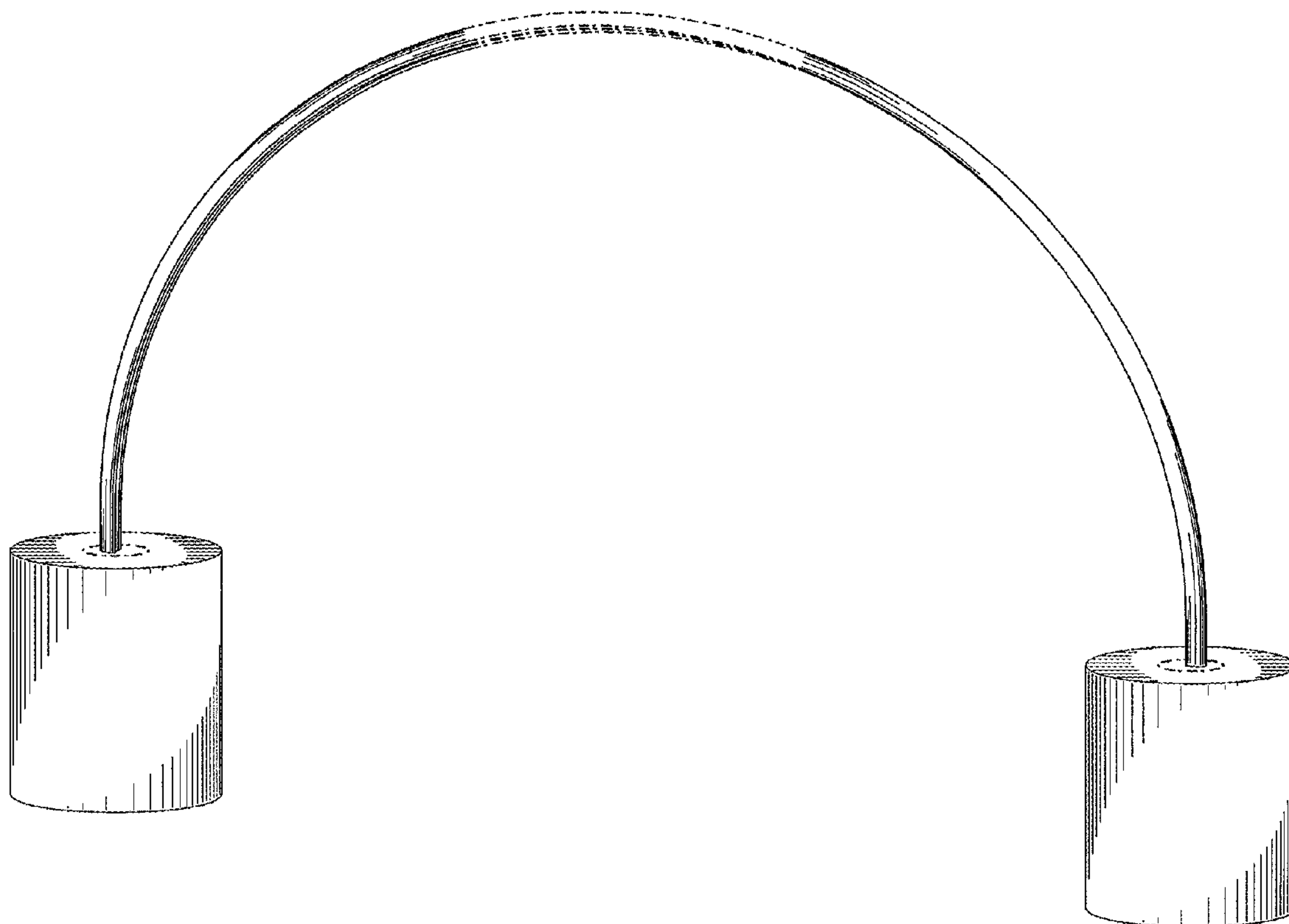
FIG. 5 is a left view thereof;

FIG. 6 is a top view thereof; and,

FIG. 7 is a bottom view thereof.

The broken line disclosure represents portions of the fixture which does not form a part of the claimed design.

1 Claim, 7 Drawing Sheets






FIG. 1




FIG. 2

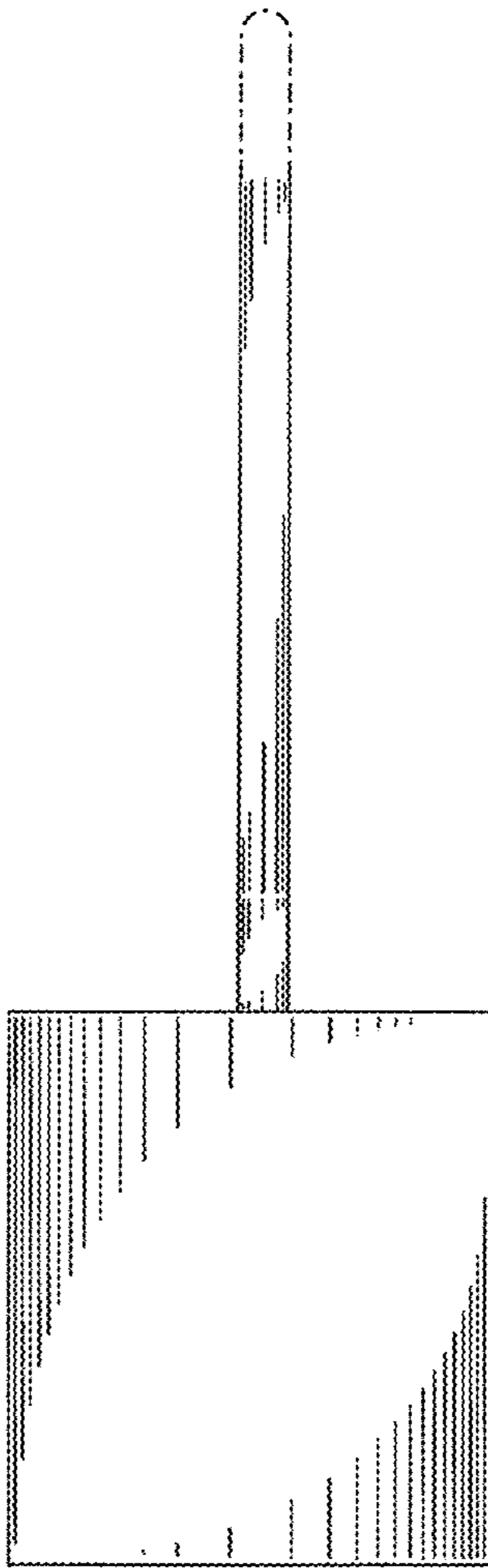


FIG. 3




FIG. 4

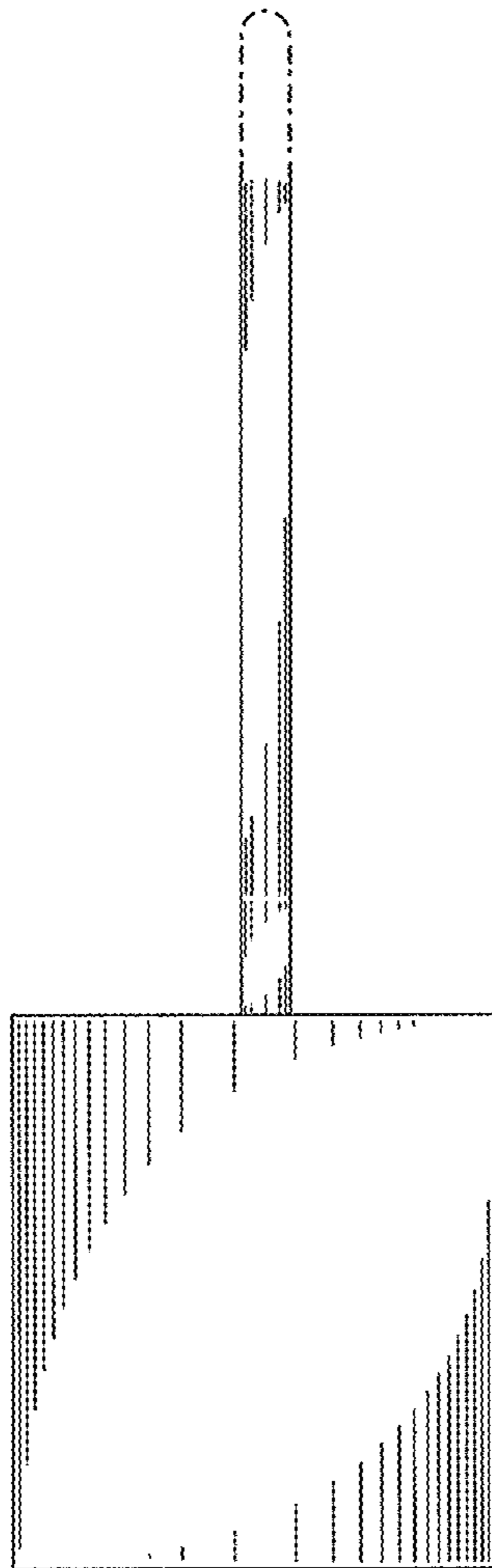


FIG. 5




FIG. 6




FIG. 7