

US00D869054S

(12) **United States Design Patent** (10) **Patent No.:** **US D869,054 S**
Schuyler (45) **Date of Patent:** **** Dec. 3, 2019**

(54) **LIGHT FIXTURE**
(71) Applicant: **SWAROVSKI LIGHTING, LTD.,**
Plattsburgh, NY (US)
(72) Inventor: **Andrew Schuyler,** Colchester, VT (US)
(73) Assignee: **SWAROVSKI LIGHTING, LTD.,**
Plattsburgh, NY (US)
(**) Term: **15 Years**
(21) Appl. No.: **29/648,558**
(22) Filed: **May 22, 2018**

D411,029 S * 6/1999 Hammar D26/143
D419,712 S * 1/2000 Bleisch D26/73
D432,699 S * 10/2000 Hsieh D26/84
D446,334 S * 8/2001 Hsu D26/85
D518,225 S * 3/2006 Yando D26/142
D534,679 S * 1/2007 Miranda D26/88
D576,348 S * 9/2008 Myers, Jr. D26/144
D578,700 S 10/2008 Chen
D582,091 S * 12/2008 Nicholas D26/129
D583,089 S 12/2008 Orozco
D598,600 S 8/2009 Chen
D602,190 S * 10/2009 Sperling D26/81
D605,347 S 12/2009 Miranda

(Continued)

Related U.S. Application Data

(62) Division of application No. 35/001,310, filed on Jan. 9, 2017 (U.S. filing date under 35 U.S.C. 384), and having an international filing date of Jan. 9, 2017, now Pat. No. Des. 844,882.

(51) **LOC (12) Cl.** **26-05**
(52) **U.S. Cl.**
USPC **D26/81**

(58) **Field of Classification Search**
USPC D26/72, 73, 81, 84, 88, 90, 118,
D26/127-137, 144
CPC F21S 8/03; F21S 8/033; F21S 8/036; F21S
8/04; F21S 8/043; F21S 8/046; F21S
8/06; F21S 8/061; F21S 8/063; F21S
8/065; F21S 8/068
See application file for complete search history.

References Cited

U.S. PATENT DOCUMENTS

D63,525 S * 12/1923 Warman D26/84
D74,915 S * 4/1928 Boehringer D26/81
D359,140 S * 6/1995 Porter D26/81
D398,069 S * 9/1998 Hammar D26/143
D409,783 S * 5/1999 Hammar D26/143
D410,102 S * 5/1999 Hammar D26/143

OTHER PUBLICATIONS

Schuyler, Andrew, Design U.S. Appl. No. 29/648,525 entitled "Light Fixture" filed May 22, 2018.

(Continued)

Primary Examiner — Darlington Ly
(74) *Attorney, Agent, or Firm* — Heslin Rothenberg
Farley & Mesiti P.C.

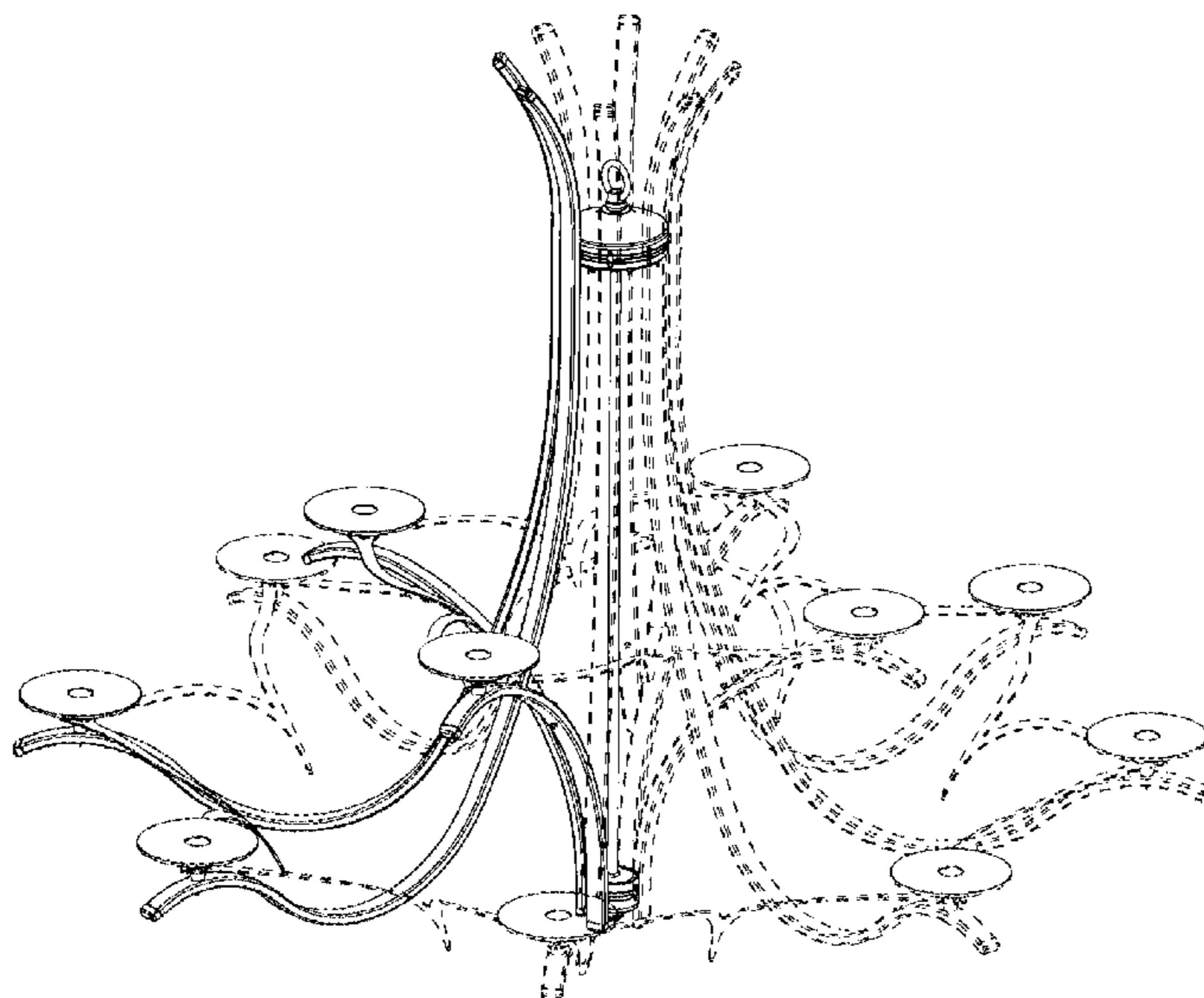
(57) **CLAIM**

The ornamental design for a light fixture, as shown and described.

DESCRIPTION

FIG. 1 is a perspective view of the light fixture of the present design;
FIG. 2 is a front elevation view thereof;
FIG. 3 is a right side elevation view thereof;
FIG. 4 is a rear elevation view thereof;
FIG. 5 is a left side elevation view thereof;
FIG. 6 is a top plan view thereof; and,
FIG. 7 is a bottom plan view thereof.
The portions of the light fixture shown in broken lines form no part of the claimed design.

1 Claim, 7 Drawing Sheets



(56)

References Cited

U.S. PATENT DOCUMENTS

D606,234 S * 12/2009 Sperling D26/88
D629,143 S * 12/2010 Sperling D26/88
D629,144 S * 12/2010 Sperling D26/88
D629,145 S * 12/2010 Sperling D26/88
D636,519 S 4/2011 Rabideau et al.
D683,896 S * 6/2013 Yando D26/144
D685,944 S 7/2013 Vivian
D711,578 S 8/2014 Naddeo
D713,586 S 9/2014 Lastimoso
D775,396 S * 12/2016 Yando D26/81
D786,480 S 5/2017 Dolan
D809,178 S 1/2018 Orozco
D809,179 S 1/2018 Orozco
D822,270 S 7/2018 Nishikawa
D844,882 S 4/2019 Schuyler et al.
2006/0146548 A1 7/2006 Pazula et al.
2008/0170390 A1* 7/2008 McDowell F21S 8/065
362/225

OTHER PUBLICATIONS

Schuyler, Andrew, Design U.S. Appl. No. 29/648,540 entitled
“Light Fixture” filed May 22, 2018.
Schuyler, Andrew, Design U.S. Appl. No. 29/648,547 entitled
“Light Fixture” filed May 22, 2018.

* cited by examiner

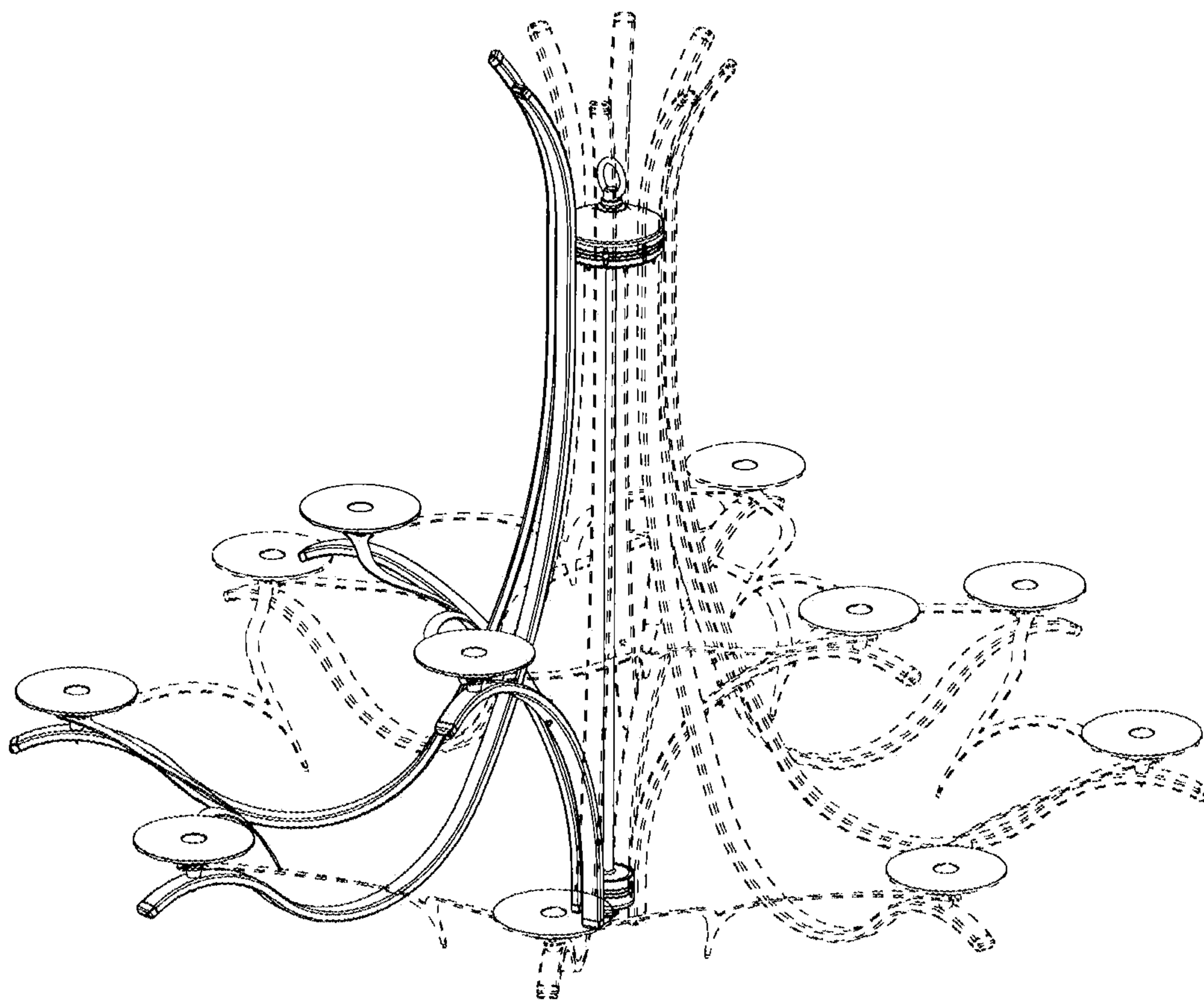


FIG. 1

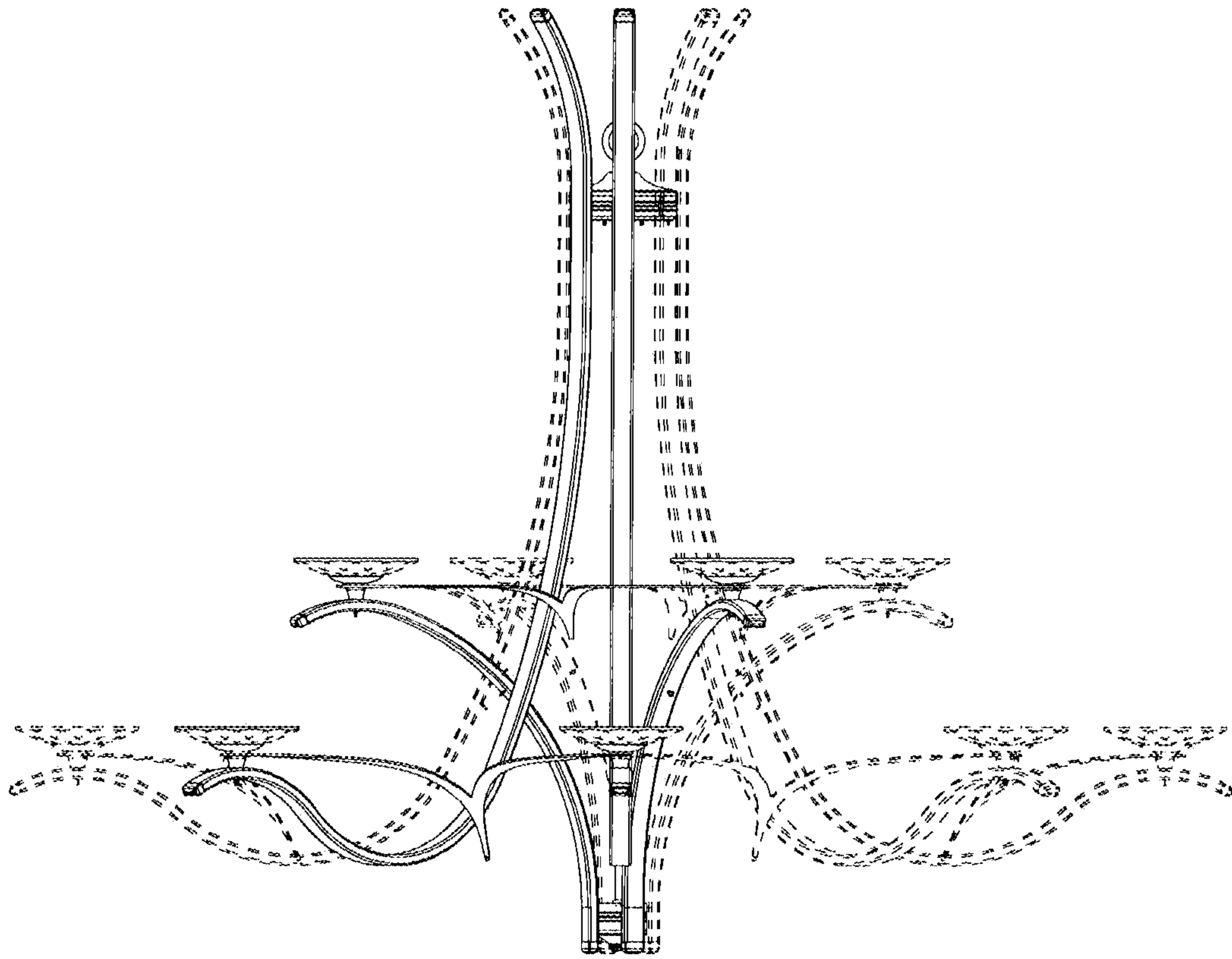


FIG. 2

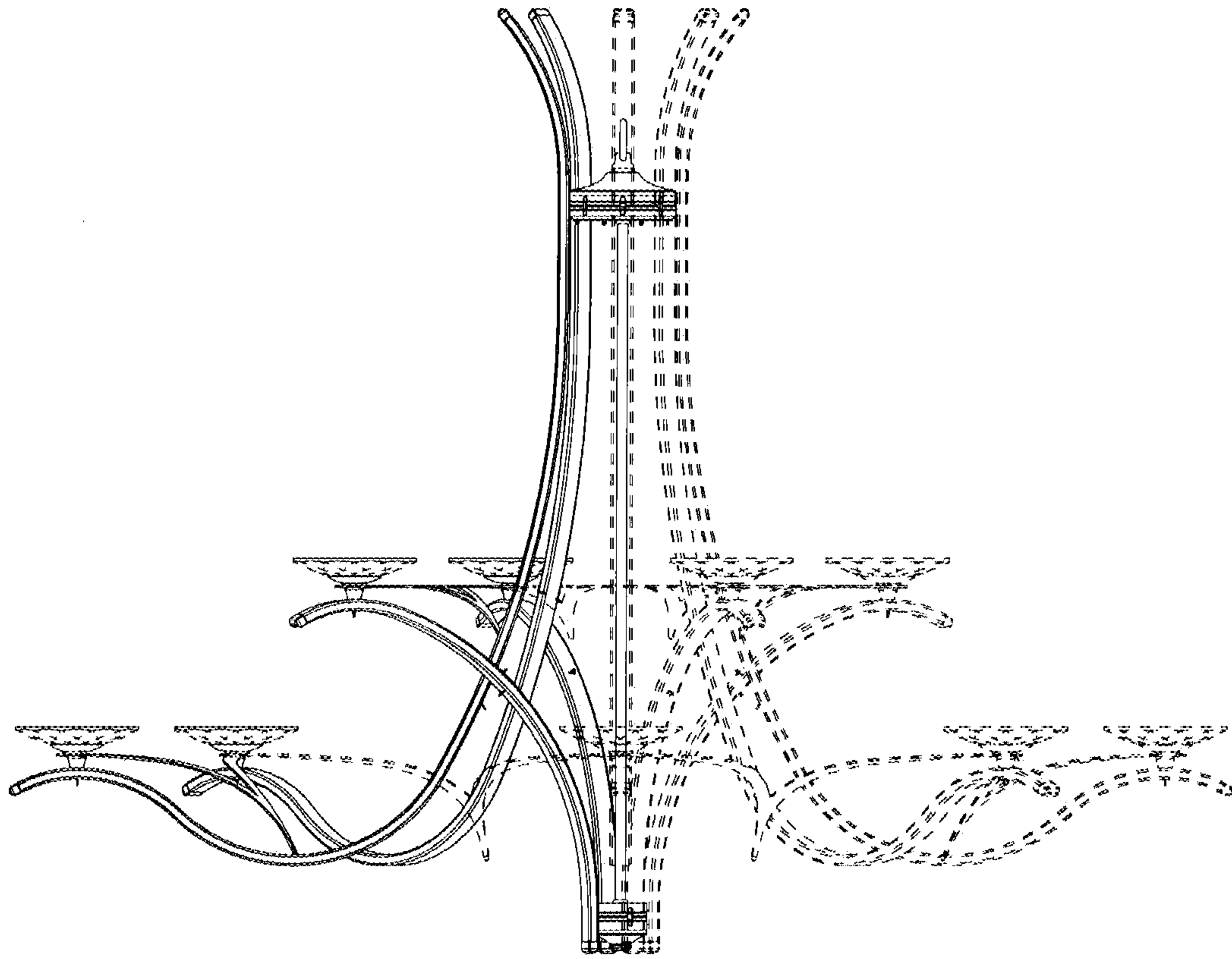


FIG. 3

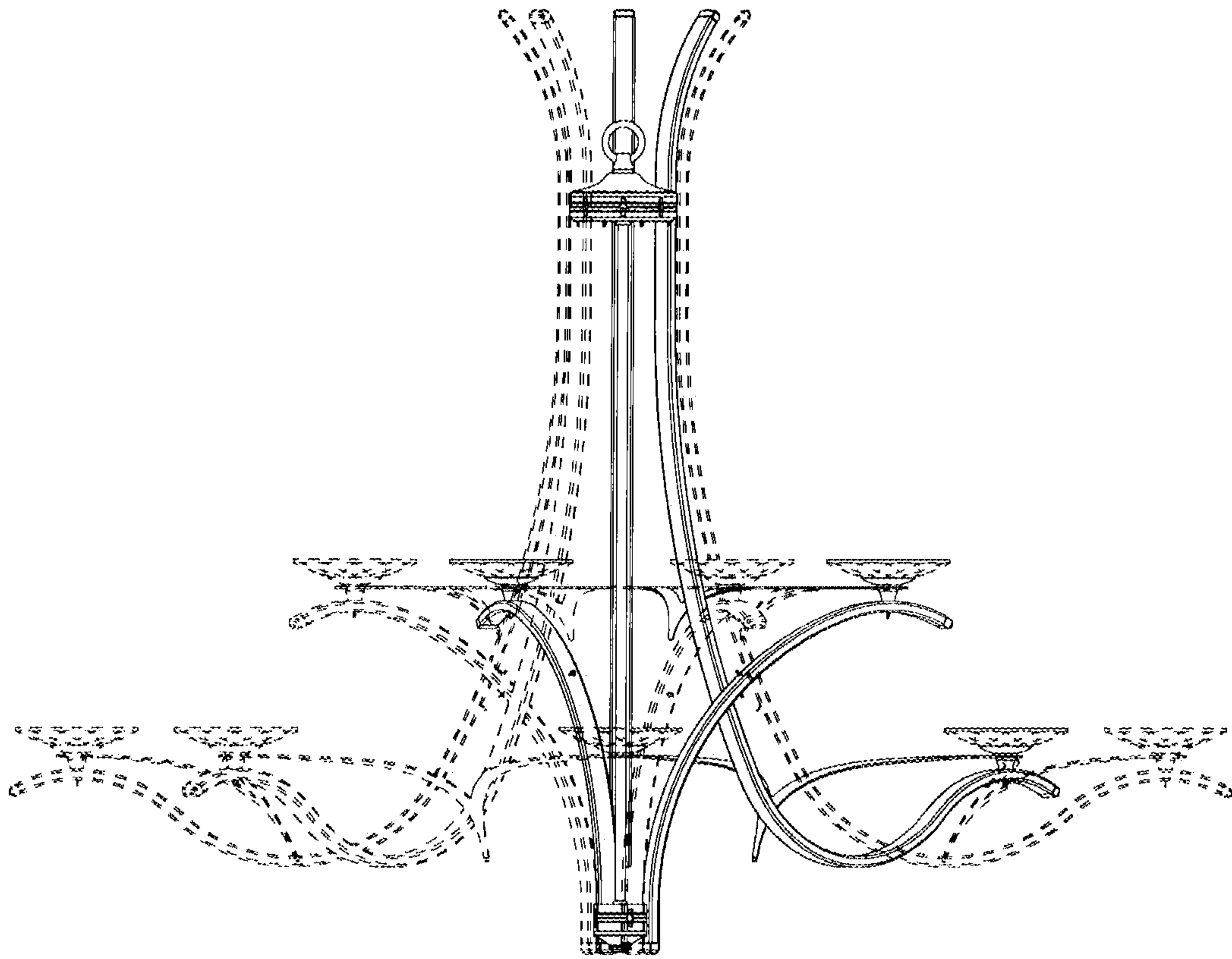


FIG. 4

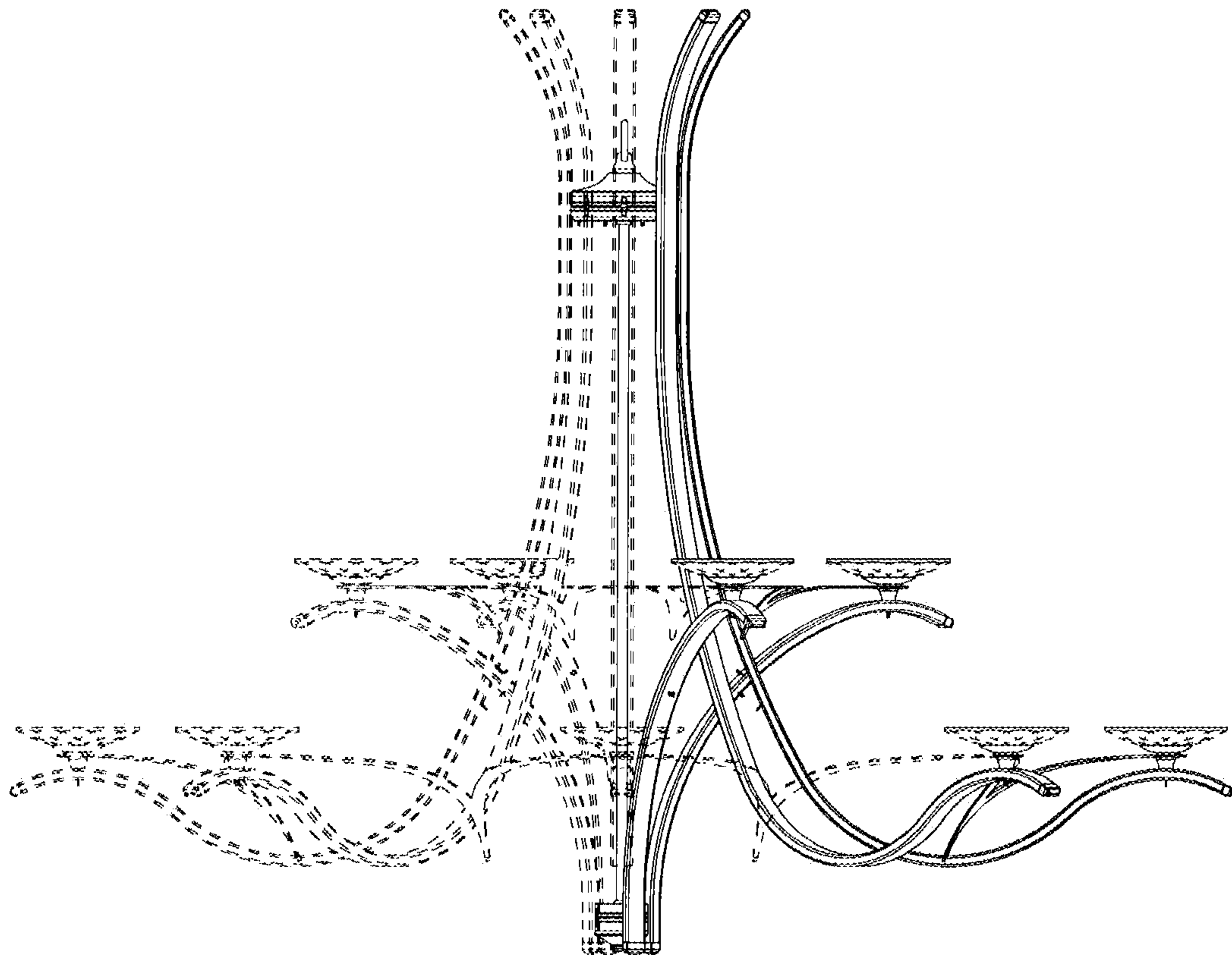


FIG. 5

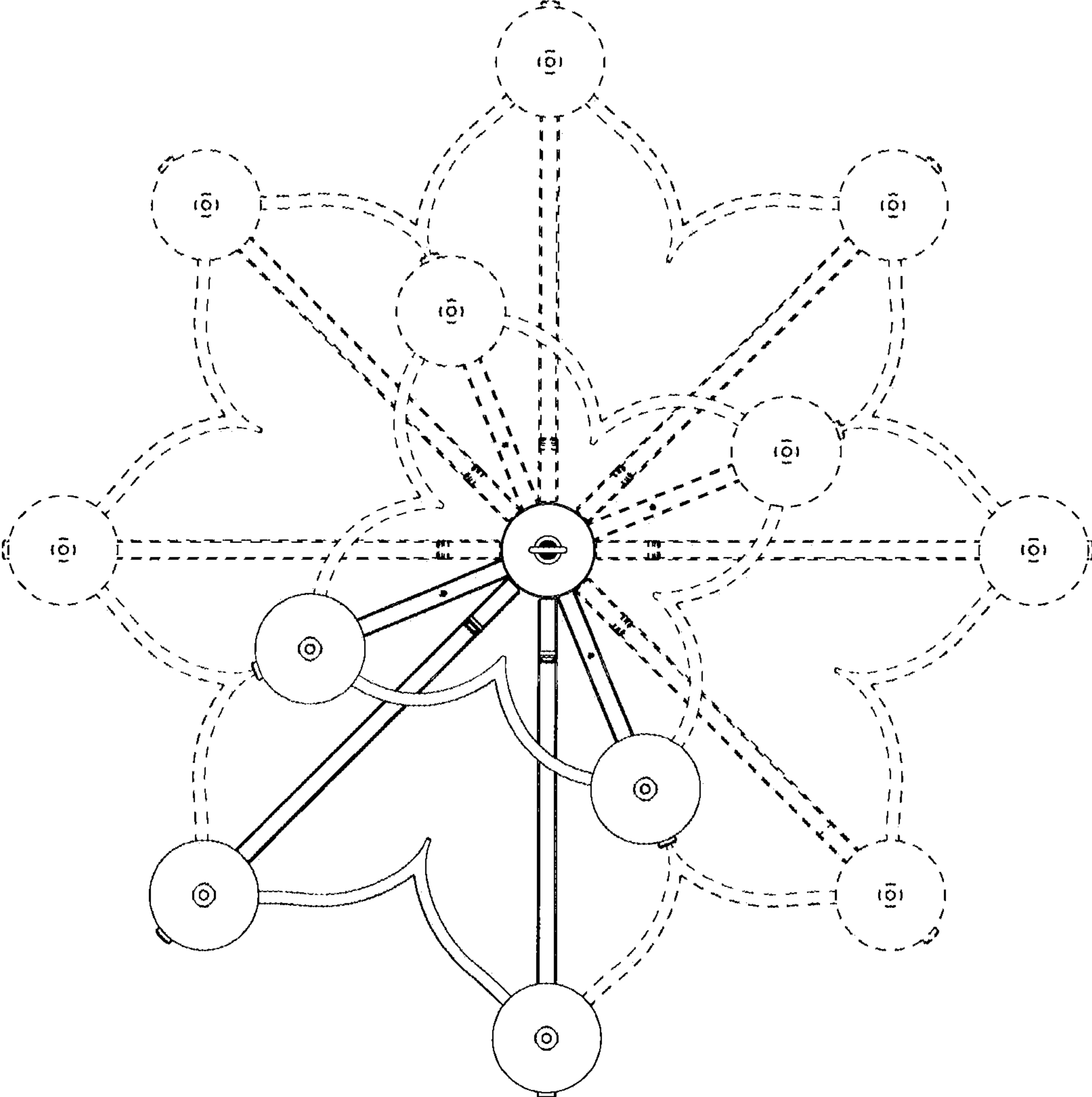


FIG. 6




FIG. 7