

US00D869013S

(12) **United States Design Patent**
Zhu

(10) **Patent No.:** **US D869,013 S**
(45) **Date of Patent:** **** Dec. 3, 2019**

(54) **LED LIGHT**

(71) Applicant: **Dongsheng Zhu**, Guangdong (CN)

(72) Inventor: **Dongsheng Zhu**, Guangdong (CN)

(73) Assignee: **Shenzhen Smart & Green Technology Co., Ltd.**, Shenzhen, Guangdong

(**) Term: **15 Years**

(21) Appl. No.: **29/659,014**

(22) Filed: **Aug. 6, 2018**

(51) **LOC (12) Cl.** **26-04**

(52) **U.S. Cl.**
USPC **D26/25**

(58) **Field of Classification Search**
USPC D26/1, 24, 25, 43, 60, 76, 86, 110, 113;
362/183, 217.01, 224, 225, 227, 236,
362/249.02, 249.06, 249.14, 311.02,
362/311.13
CPC F21S 4/00; F21S 4/10; F21S 4/15; F21S
4/26; F21S 4/002; F21S 4/003; F21S
2/00; F21V 11/02; F21V 11/06; F21V
17/10; F21V 17/16; F21V 5/00; F21V
5/04; F21V 21/096; F21V 21/005; F21V
21/008; F21V 9/00; F21W 2121/00;
F21W 2121/04; F21Y 2115/10; G09F
13/00; G09F 13/22
See application file for complete search history.

(56) **References Cited**
U.S. PATENT DOCUMENTS
5,788,362 A * 8/1998 Chou F21V 19/006
362/249.01
D547,887 S * 7/2007 Titmarsh D26/25

7,273,294 B2 * 9/2007 Kao F21S 9/032
362/183
D816,874 S * 5/2018 Lentz D26/25
D825,793 S * 8/2018 Lentz D26/25
2008/0259604 A1 * 10/2008 Huang F21V 23/06
362/249.12
2010/0068899 A1 * 3/2010 Shvili F21V 19/006
439/39
2012/0281398 A1 * 11/2012 King F21S 4/10
362/231
2013/0094207 A1 * 4/2013 Negandhi F21V 5/04
362/235
2014/0126219 A1 * 5/2014 Fan F21V 3/00
362/311.02
2018/0340676 A1 * 11/2018 Tsai F21V 17/002
2019/0078764 A1 * 3/2019 Hess F21V 21/096

* cited by examiner

Primary Examiner — Wan Laymon
Assistant Examiner — Clint A Samuel

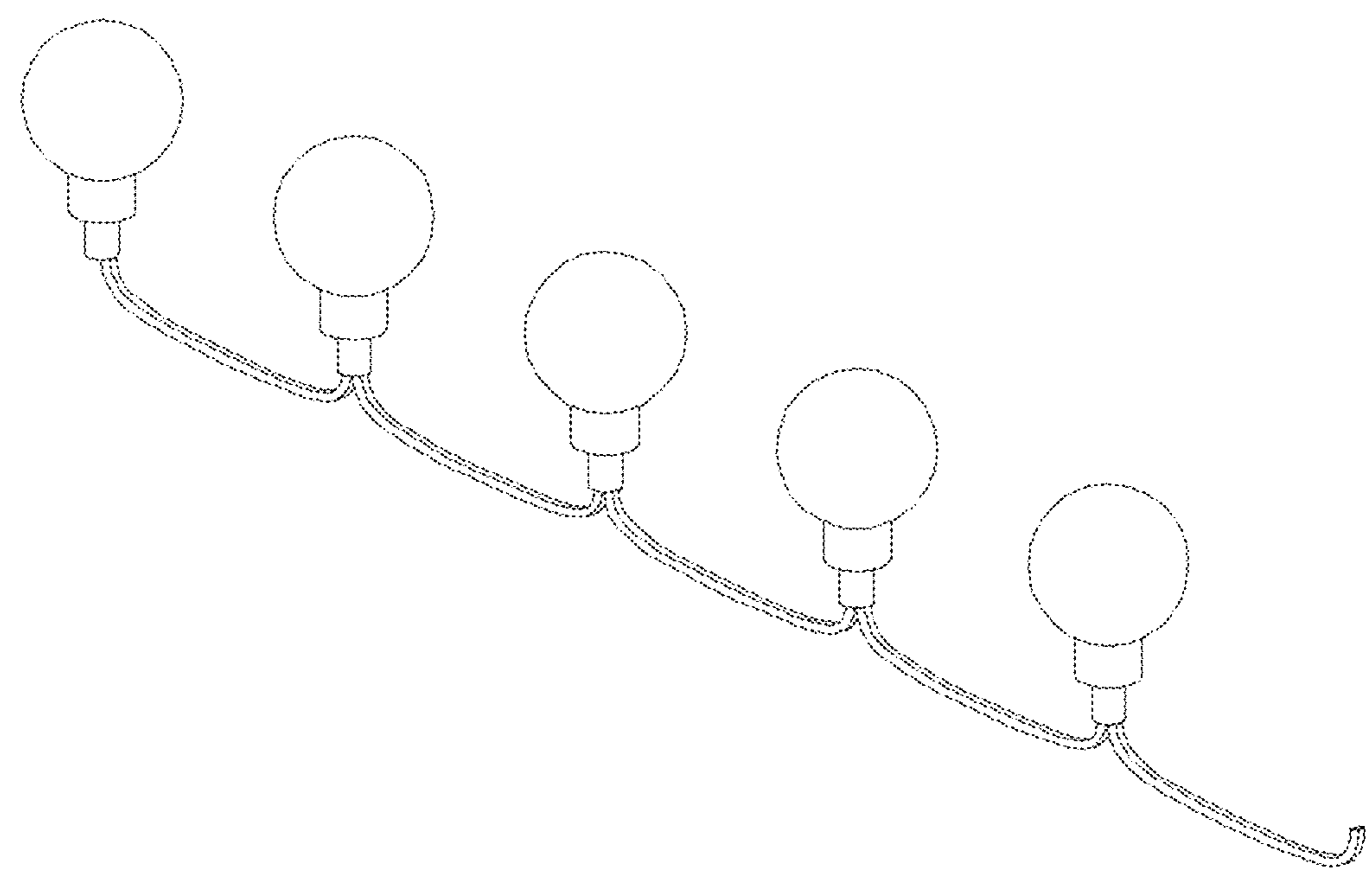
(57) **CLAIM**

The ornamental design for a LED light, as shown and described.

DESCRIPTION

FIG. 1 is a perspective view of a LED light showing my new design;
FIG. 2 is a front side view thereof;
FIG. 3 is a rear side view thereof;
FIG. 4 is an enlarged right side view thereof;
FIG. 5 is an enlarged left side view thereof;
FIG. 6 is a bottom plan view thereof; and,
FIG. 7 is a top plan view thereof.

1 Claim, 5 Drawing Sheets



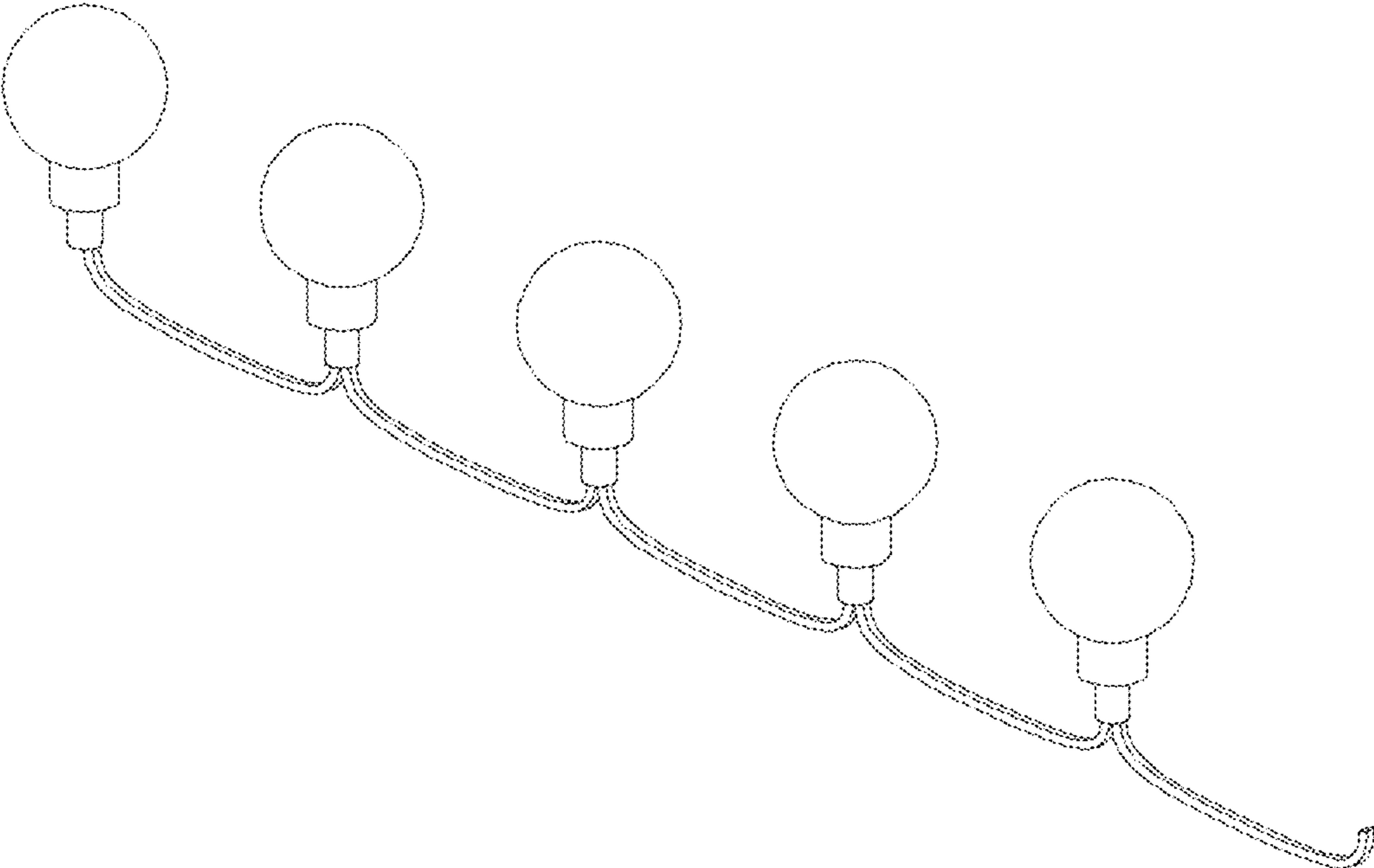


FIG. 1

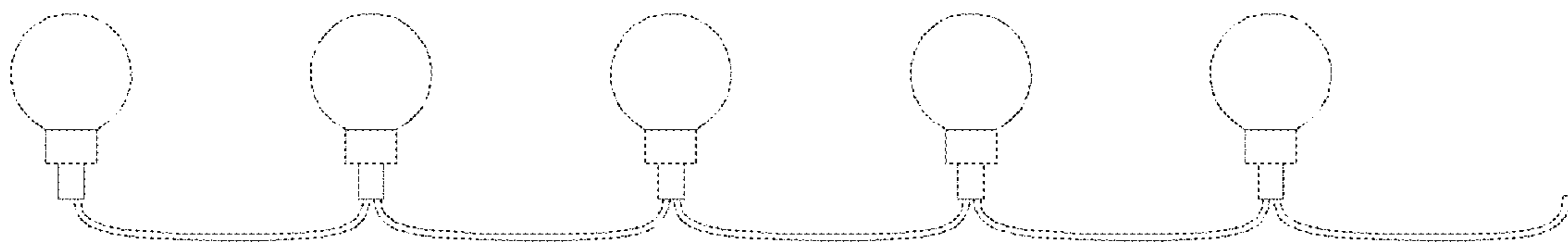


FIG. 2

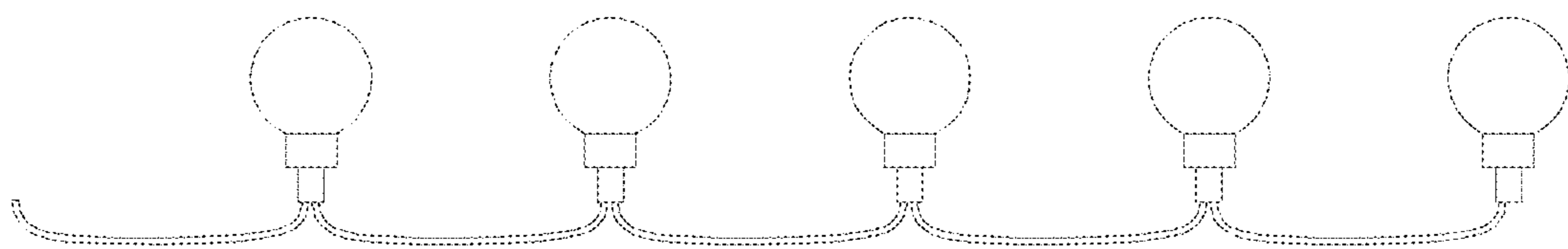


FIG. 3

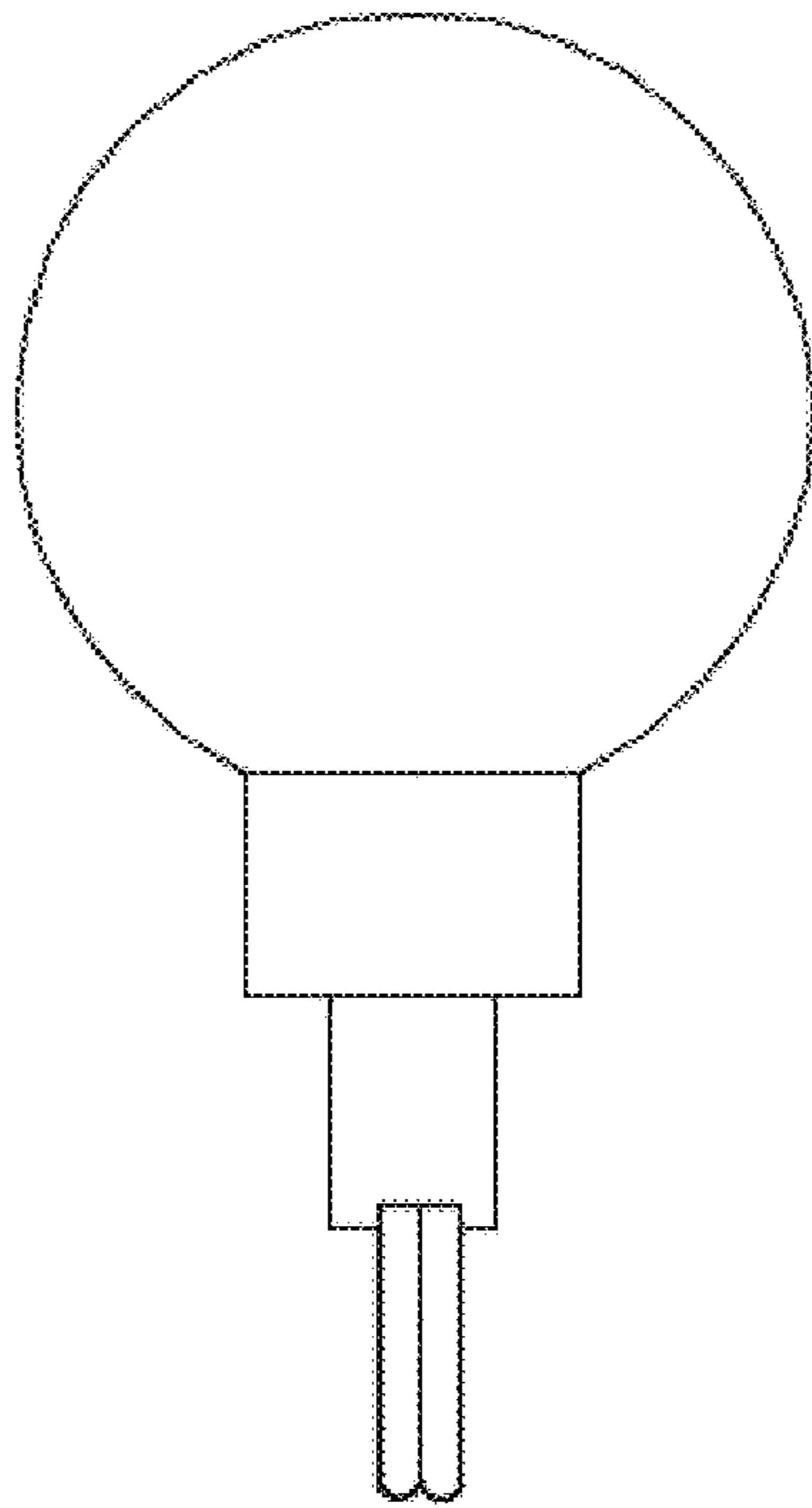


FIG.4

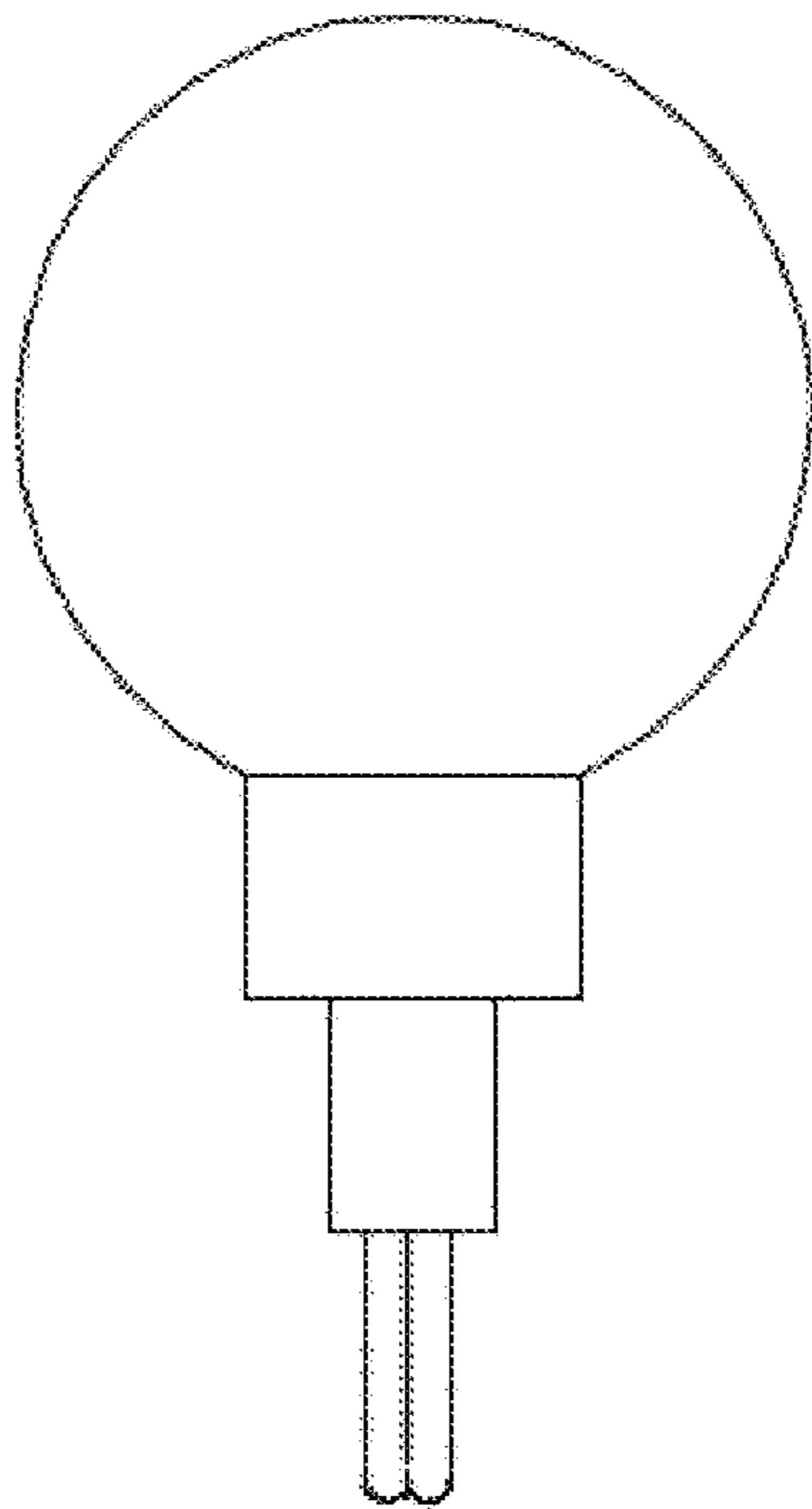


FIG. 5

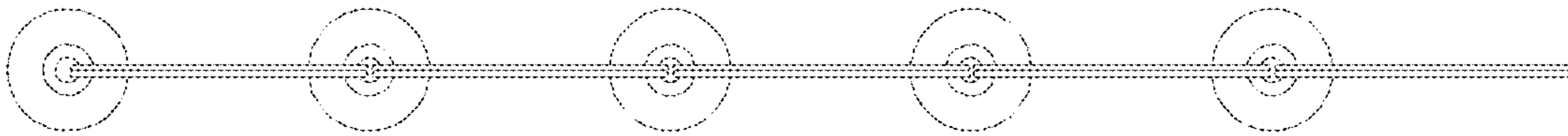


FIG. 6

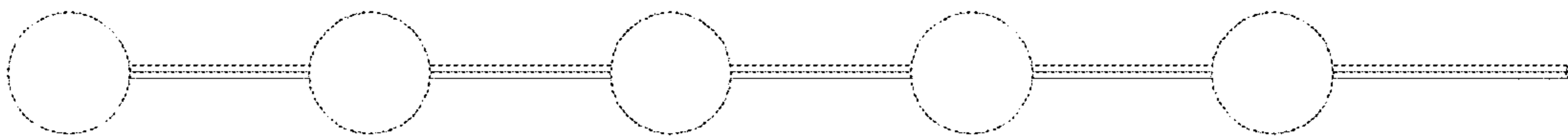


FIG. 7