



US00D869011S

(12) **United States Design Patent** (10) **Patent No.:** **US D869,011 S**  
**Jensen** (45) **Date of Patent:** **\*\* Dec. 3, 2019**

(54) **CANDLE STAND**

(71) Applicant: **Rachel Jensen**, Newcastle (AU)

(72) Inventor: **Rachel Jensen**, Newcastle (AU)

(\*\*) Term: **15 Years**

(21) Appl. No.: **29/692,781**

(22) Filed: **May 29, 2019**

(51) **LOC (12) Cl.** ..... **26-01**

(52) **U.S. Cl.**  
USPC ..... **D26/16**

(58) **Field of Classification Search**  
USPC ..... D26/6–23; D7/601–613; D30/110–117  
CPC ..... A47G 7/08; F21V 17/00; B65D 11/14  
See application file for complete search history.

(56) **References Cited**

**U.S. PATENT DOCUMENTS**

D74,376 S *	2/1928	Katz	.....	D26/17
D90,821 S *	10/1933	Smith	.....	D7/613
D134,312 S *	11/1942	Uhrmann	.....	D26/17
D152,676 S *	2/1949	De Marsa	.....	D7/613
D255,271 S *	6/1980	Voss	.....	D30/116
4,210,100 A *	7/1980	Voss	.....	A01K 31/06 119/461
D260,306 S *	8/1981	Biro	.....	D30/115
D260,565 S *	9/1981	Biro	.....	D30/115
D260,566 S *	9/1981	Biro	.....	D30/116
D269,469 S *	6/1983	Rankin	.....	D30/115
D302,314 S *	7/1989	Lam	.....	D26/7
D304,378 S *	10/1989	Lam	.....	D26/7
D304,503 S *	11/1989	Lam	.....	D26/7
D394,734 S *	5/1998	D’Odorico	.....	D30/115
D410,096 S *	5/1999	Majerowski	.....	D26/9
D440,361 S *	4/2001	Colwell	.....	D30/124
D461,263 S *	8/2002	Chi-Jen	.....	D26/11
D503,019 S *	3/2005	Swift	.....	D30/127
D665,303 S *	8/2012	Dubow	.....	D11/157
D698,101 S *	1/2014	Muhr	.....	D30/124

D698,501 S *	1/2014	Muhr	.....	D30/124
D699,623 S *	2/2014	Gittens	.....	D11/149
D705,460 S *	5/2014	Thoelen	.....	D26/17

(Continued)

**FOREIGN PATENT DOCUMENTS**

CN	206439749	8/2017
EP	002937987-0001	1/2016
EP	003778992-0003	3/2017

**OTHER PUBLICATIONS**

Birdcage Candle, <https://parfumarija.com/product/birdcage-candle/>.

(Continued)

*Primary Examiner* — Shannon W Morgan  
*Assistant Examiner* — Keith Frank  
(74) *Attorney, Agent, or Firm* — KA Filing LLC; Wayne V. Harper

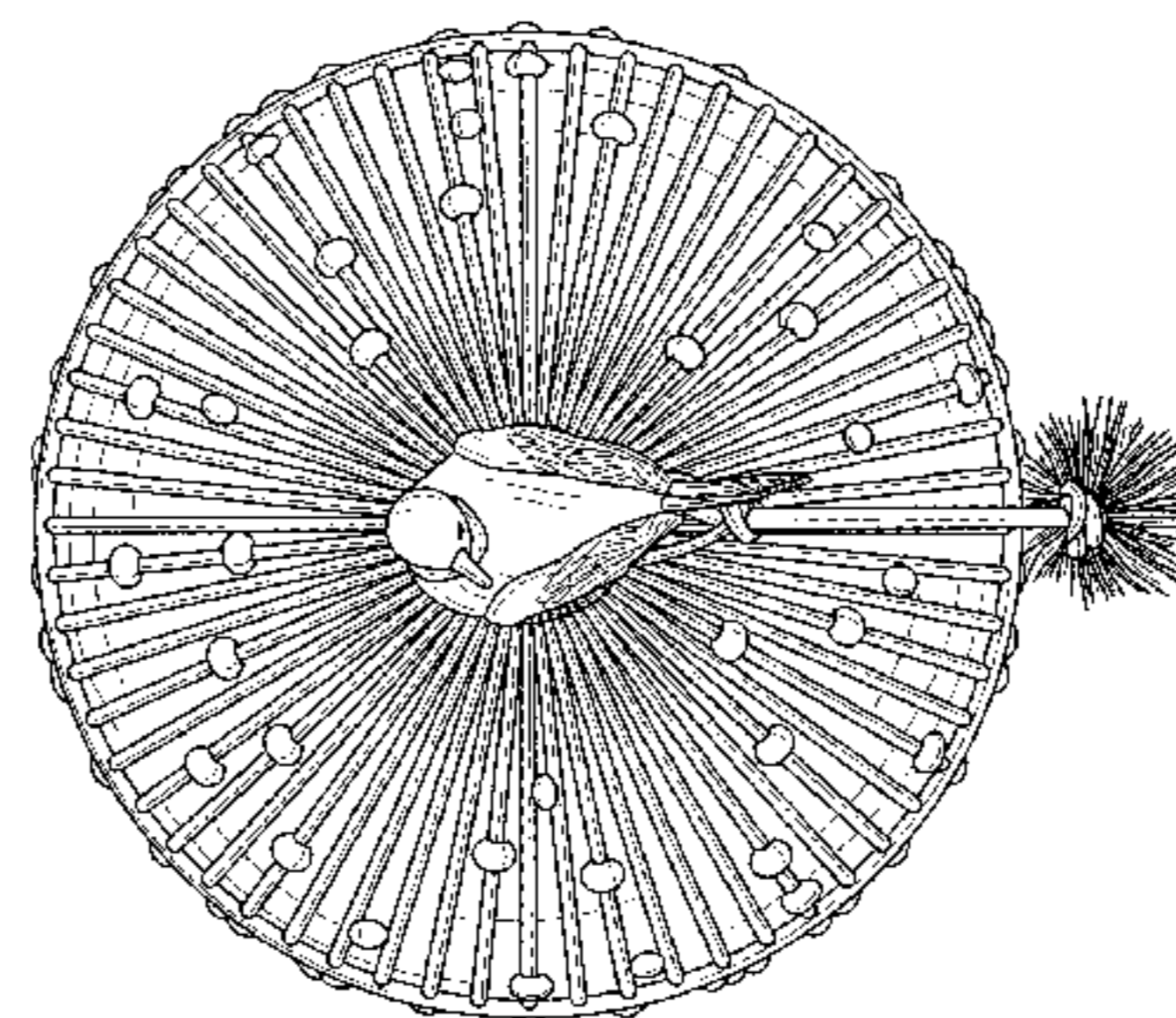
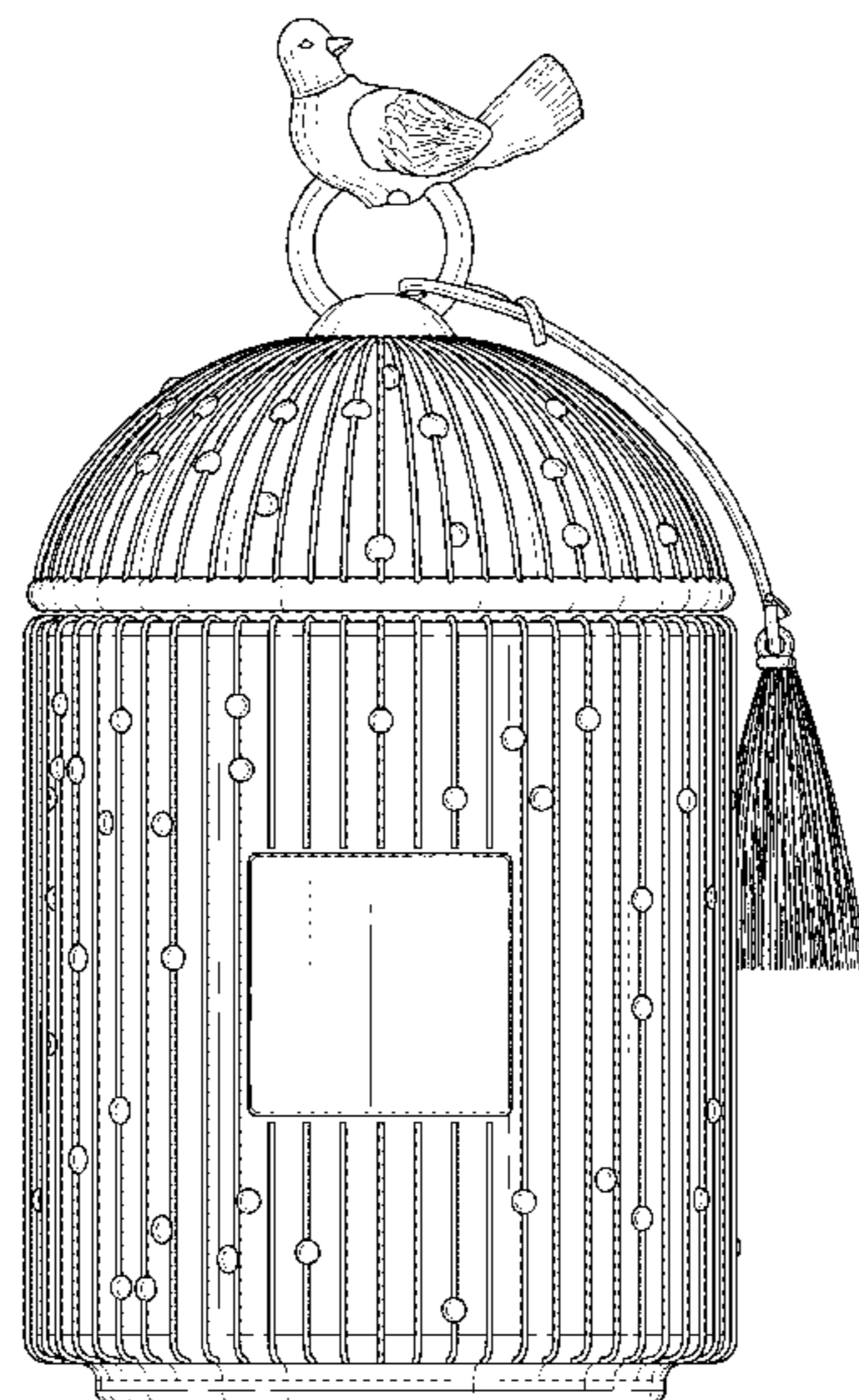
(57) **CLAIM**

I claim the ornamental design for a candle stand, as shown and described.

**DESCRIPTION**

FIG. 1 is a Perspective view of a candle stand showing my new design;  
FIG. 2 is a Front view of the candle stand as shown in FIG. 1;  
FIG. 3 is a Back view of the candle stand as shown in FIG. 1;  
FIG. 4 is a Right-side view of the candle stand as shown in FIG. 1;  
FIG. 5 is a Left-side view of the candle stand as shown in FIG. 1;  
FIG. 6 is a Top view of the candle stand as shown in FIG. 1; and,  
FIG. 7 is a Bottom view of the candle stand as shown in FIG. 1.

**1 Claim, 7 Drawing Sheets**



(56)

**References Cited**

U.S. PATENT DOCUMENTS

D768,279 S \* 10/2016 Kumar ..... D23/367  
9,713,318 B1 \* 7/2017 Albawi ..... A01K 31/04  
D819,730 S \* 6/2018 Flores ..... D19/1

OTHER PUBLICATIONS

Ana Rosa, <https://in.pinterest.com/pin/362187995004963111/>.  
Vintage Wedding Table Decoration Centrepiece Filigree Bird Cage  
Candle Holder, <https://in.pinterest.com/pin/362187995005688260/>.

\* cited by examiner

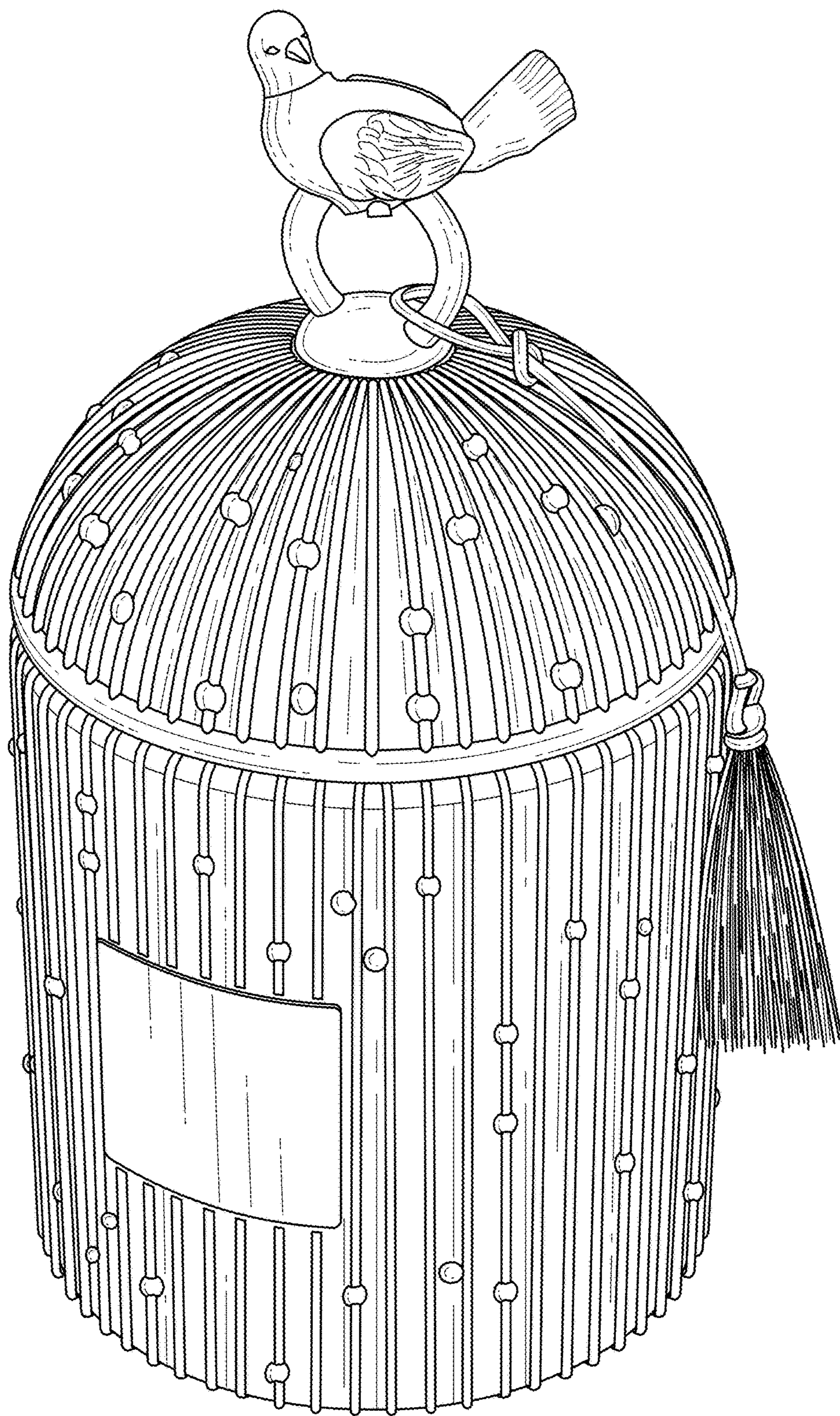


FIG. 1

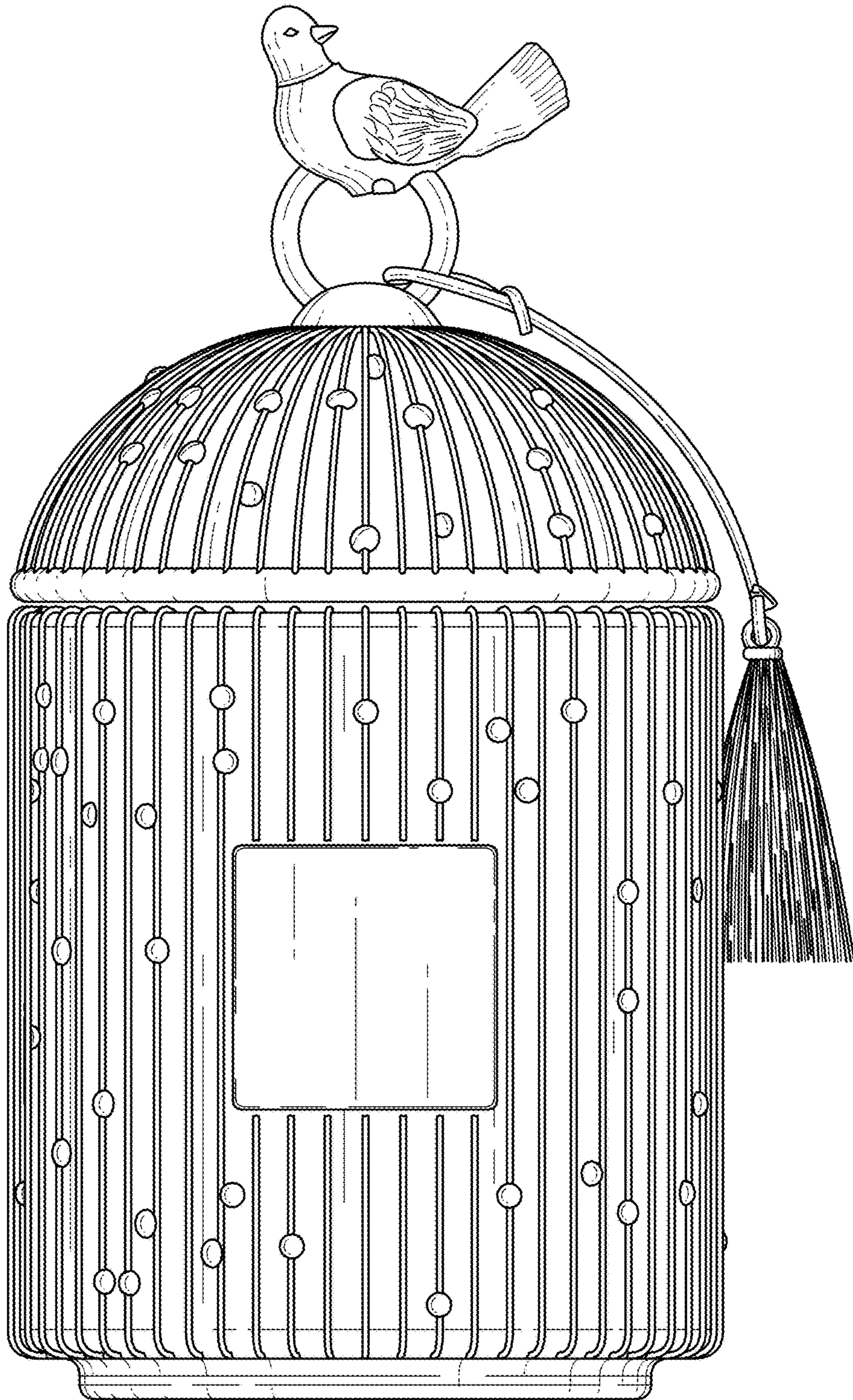


FIG. 2

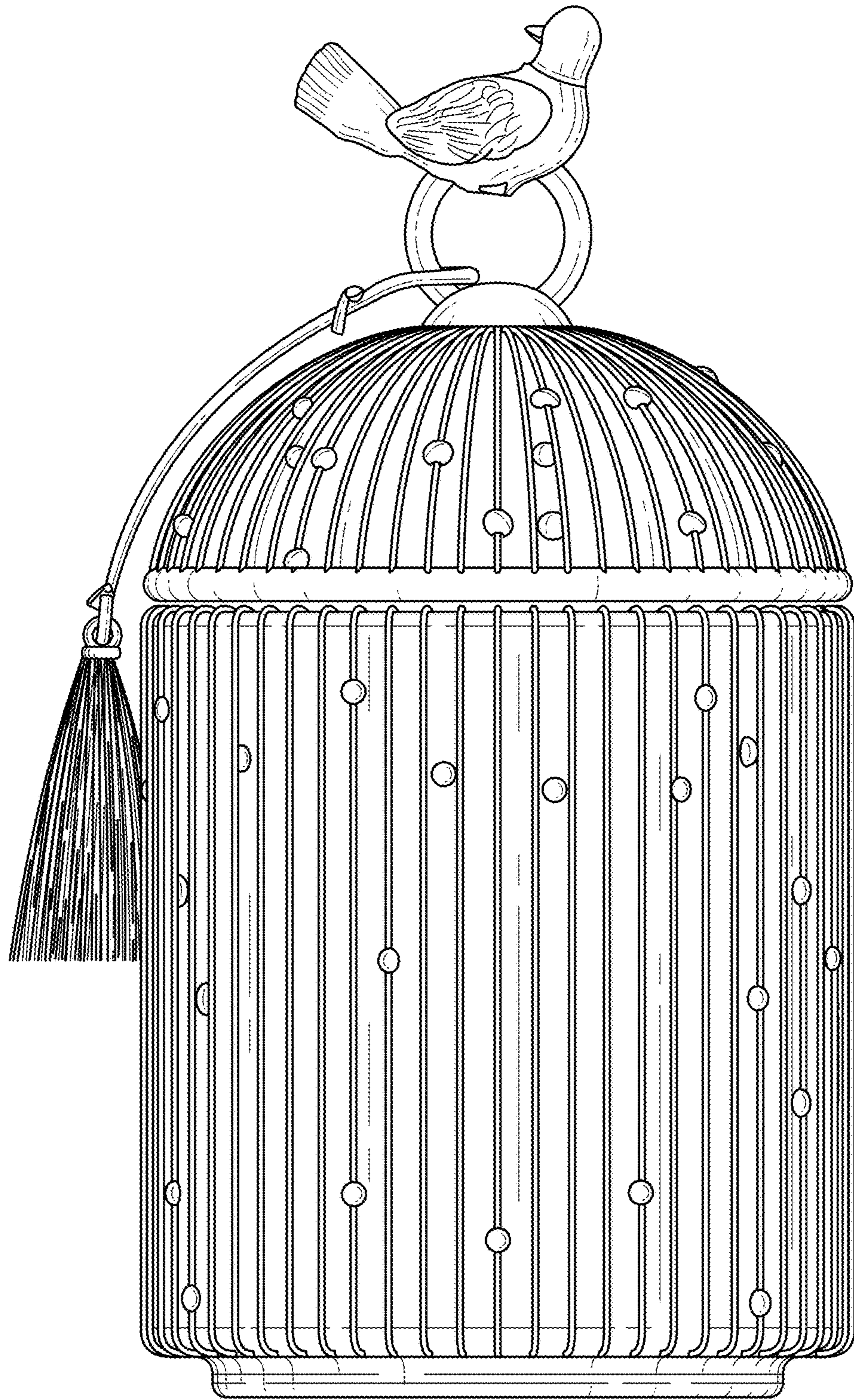


FIG. 3

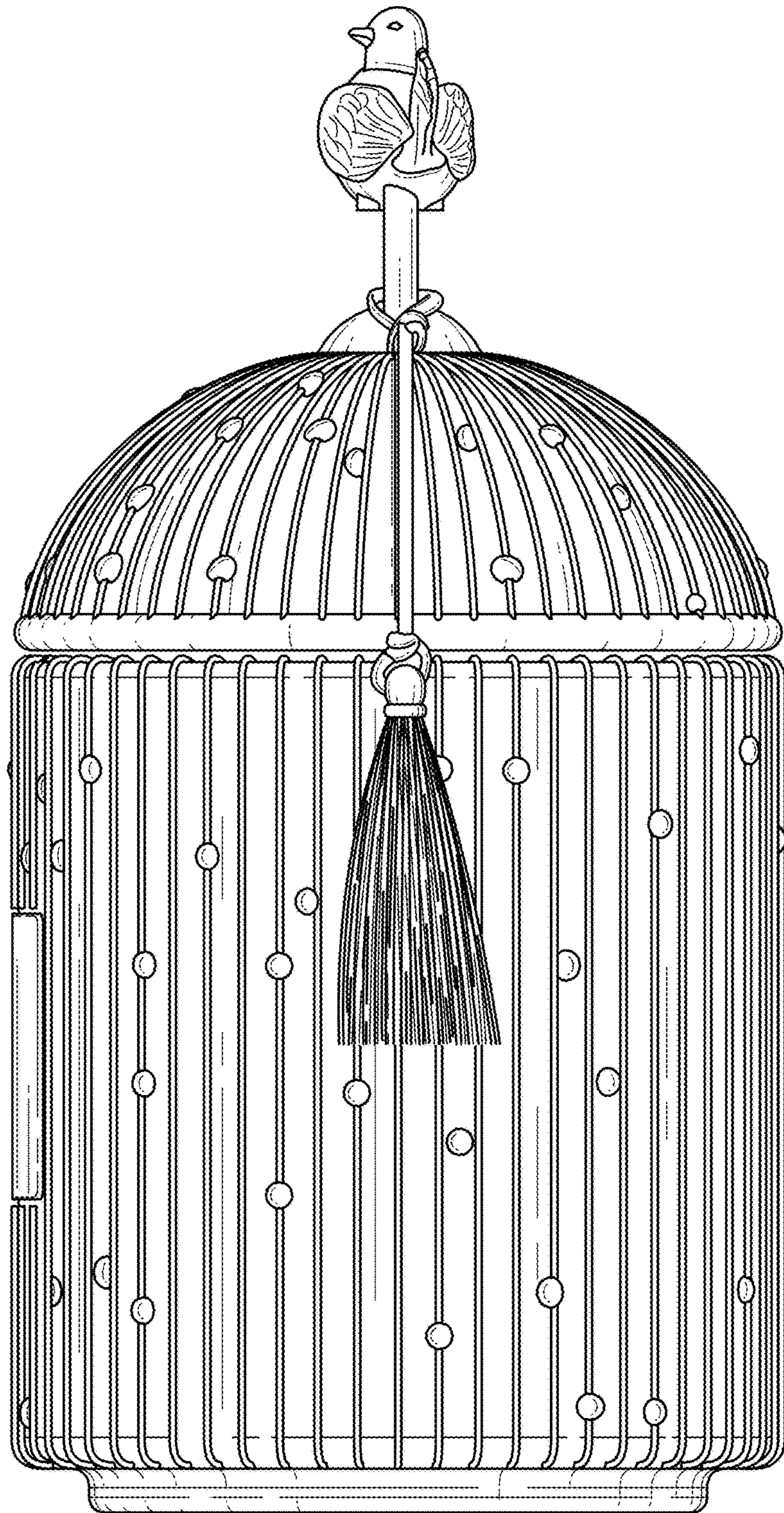


FIG. 4

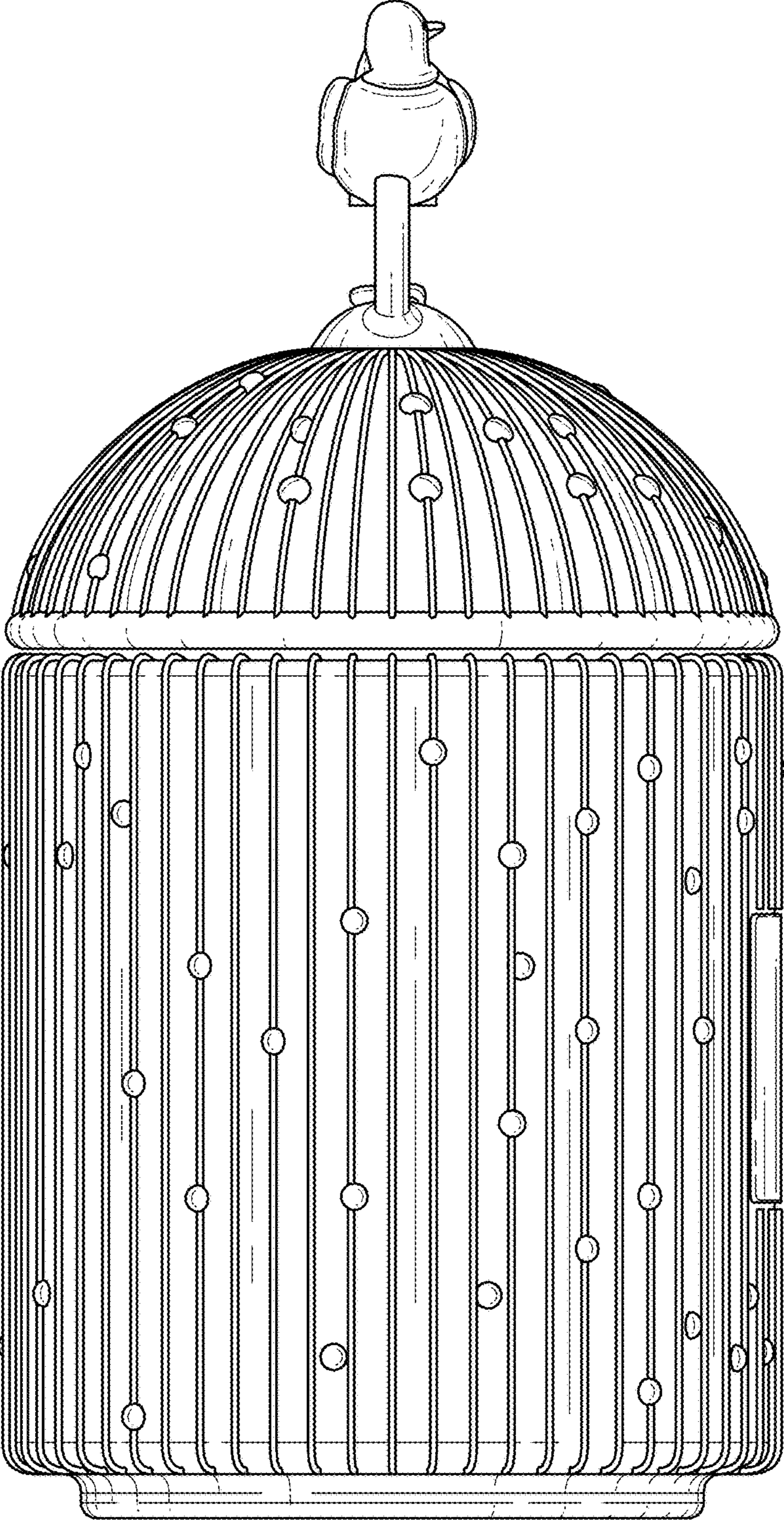


FIG. 5

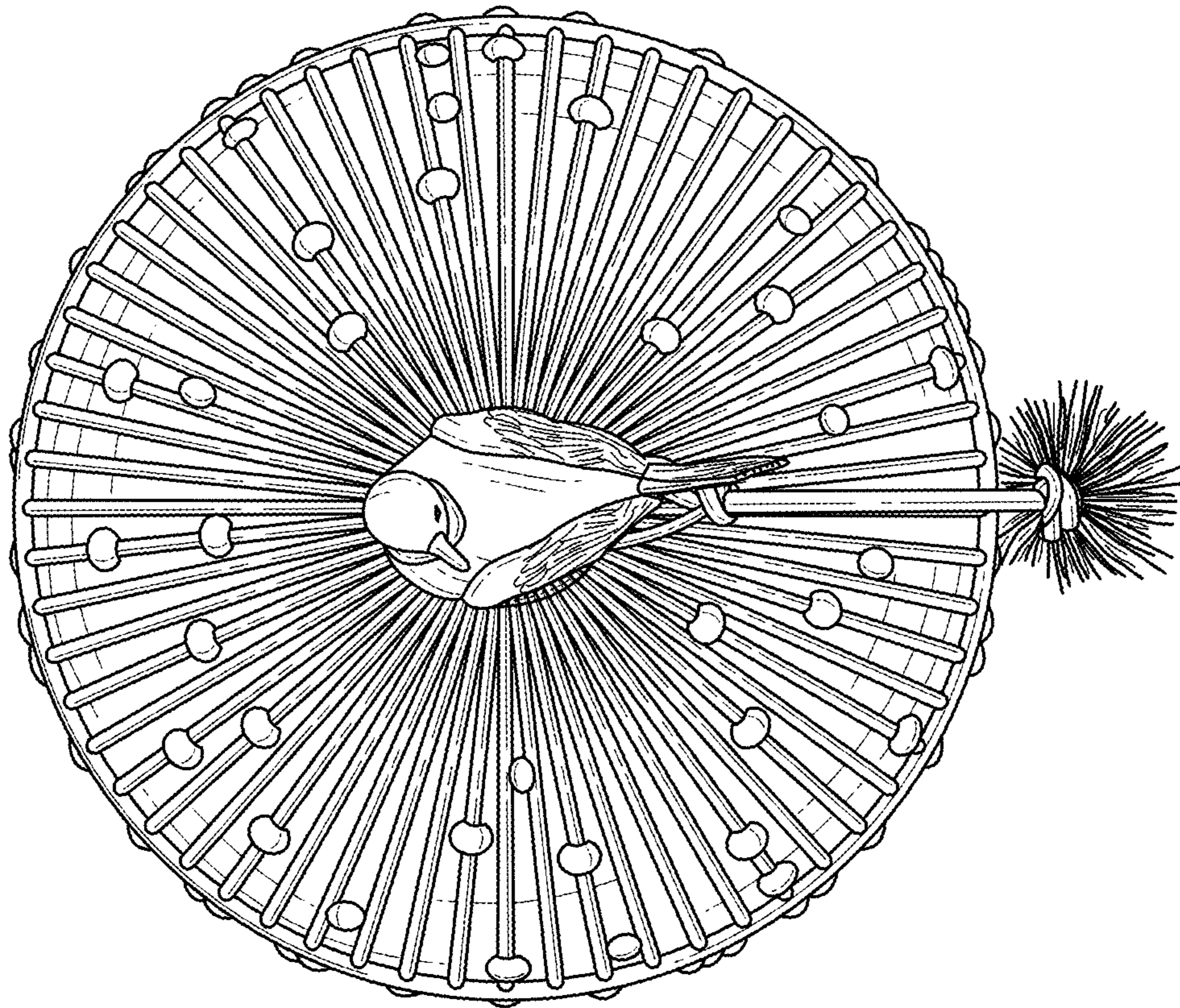


FIG. 6



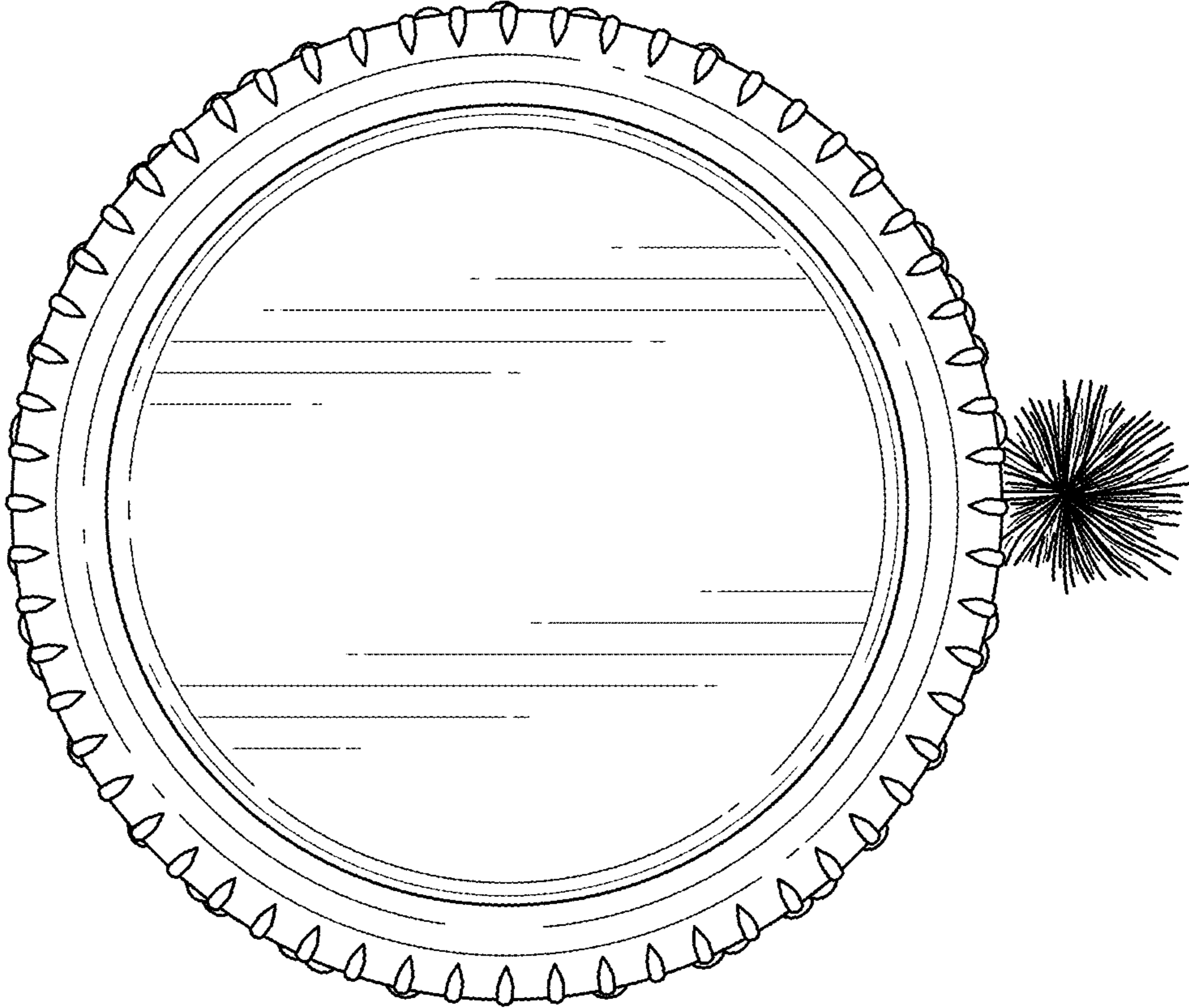


FIG. 7