

US00D869010S

(12) **United States Design Patent** (10) **Patent No.:** **US D869,010 S**  
**Li** (45) **Date of Patent:** **\*\* Dec. 3, 2019**

(54) **LED BULB**

D432,684 S \* 10/2000 Yim ..... D26/2  
D443,703 S \* 6/2001 Sood ..... D26/2  
D471,652 S \* 3/2003 Kling ..... D26/2

(71) Applicant: **ZHEJIANG LEDISON OPTOELECTRONICS CO., LTD.**, Hangzhou (CN)

\* cited by examiner

(72) Inventor: **Hongqiang Li**, Hangzhou (CN)

*Primary Examiner* — Marcus A Jackson

(73) Assignee: **ZHEJIANG LEDISON OPTOELECTRONICS CO., LTD.**, Hangzhou (CN)

(74) *Attorney, Agent, or Firm* — Hamre, Schumann, Mueller & Larson, P.C.

(\*\*) Term: **15 Years**

(57) **CLAIM**

(21) Appl. No.: **29/646,749**

The ornamental design for a LED bulb, as shown and described.

(22) Filed: **May 7, 2018**

**DESCRIPTION**

(30) **Foreign Application Priority Data**

Nov. 6, 2017 (CN) ..... 2017 3 0540764

(51) **LOC (12) Cl.** ..... **26-04**

(52) **U.S. Cl.**  
USPC ..... **D26/4**

(58) **Field of Classification Search**  
USPC ..... D26/1-4  
CPC ..... H01R 5/00; H01R 13/46; H01R 13/514;  
H01R 31/048; H01R 31/02; H01J 5/00;  
H01J 5/16; H01J 1/02; H01J 15/00; H01J  
5/48; H01J 5/50; H01J 19/54; F21V 5/00;  
F21K 9/00; F21K 13/00

See application file for complete search history.

FIG. 1 is a perspective view of a first embodiment of an LED bulb;  
FIG. 2 is a front view of the LED bulb depicted in FIG. 1;  
FIG. 3 is a left side view of the LED bulb depicted in FIG. 1;  
FIG. 4 is a top view of the LED bulb depicted in FIG. 1;  
FIG. 5 is a bottom view of the LED bulb depicted in FIG. 1;  
FIG. 6 is a perspective view of a second embodiment of an LED bulb;  
FIG. 7 is a front view of the LED bulb depicted in FIG. 6;  
FIG. 8 is a left side view of the LED bulb depicted in FIG. 6;  
FIG. 9 is a top view of the LED bulb depicted in FIG. 6; and,  
FIG. 10 is a bottom view of the LED bulb depicted in FIG. 6.

The broken lines showing in the figures are for illustrative purposes only and form no part of the claimed design.

(56) **References Cited**

**U.S. PATENT DOCUMENTS**

D355,038 S \* 1/1995 Ortiz ..... D26/2  
D422,099 S \* 3/2000 Kracke ..... D26/2

**1 Claim, 10 Drawing Sheets**



FIG. 1



FIG. 2




FIG. 3




FIG. 4



FIG. 5




FIG. 6




FIG. 7






FIG. 8




FIG. 9




FIG. 10

