



US00D868988S

(12) **United States Design Patent** (10) **Patent No.:** **US D868,988 S**
Lieberman et al. (45) **Date of Patent:** **** Dec. 3, 2019**

(54) **VIBRATING ELECTROMECHANICAL DEVICE**

(71) Applicant: **Mating Components, LLC**, Brooklyn, NY (US)

(72) Inventors: **Janet Lieberman**, Brooklyn, NY (US); **Amanda Couto**, Pembroke Pines, FL (US); **David Block**, Brooklyn, NY (US); **Jordan Diatlo**, New York, NY (US); **Julia Liao**, New York, NY (US)

(**) Term: **15 Years**

(21) Appl. No.: **29/671,333**

(22) Filed: **Nov. 26, 2018**

(51) **LOC (12) Cl.** **28-03**

(52) **U.S. Cl.**
USPC **D24/215**

(58) **Field of Classification Search**
USPC 601/15, 18, 19, 27, 28, 29, 30, 31, 32, 601/46, 47, 48, 52, 72, 99, 112, 113, 118, 601/135, 137, DIG. 12, DIG. 14, DIG. 15, 601/DIG. 16, DIG. 17; D24/200, 211, D24/212, 213, 214, 215; D30/160; 600/38, 39, 40, 41
CPC A61H 19/34; A61H 19/44; A61H 19/30; A61H 2205/087
See application file for complete search history.

(56) **References Cited**

U.S. PATENT DOCUMENTS

3,131,691 A * 5/1964 Scott A61F 5/41 600/39
D363,129 S * 10/1995 Landers D24/200
5,458,119 A * 10/1995 Vanharanta A61B 5/0051 600/557
5,928,170 A * 7/1999 Garrigan A61H 19/44 601/47

6,110,102 A * 8/2000 Harrison A61H 19/44 600/38
D481,463 S * 10/2003 Cook D24/200
D592,313 S * 5/2009 Levine D24/214
D620,601 S * 7/2010 TerMeer D24/215
D636,888 S * 4/2011 Nikitzuk D24/215
D638,134 S * 5/2011 Nikitzuk D24/215
D641,468 S * 7/2011 Ruiz, Sr. D24/133
D641,469 S * 7/2011 Ruiz, Sr. D24/133
D648,026 S * 11/2011 Okawa D24/152
D648,862 S * 11/2011 Yen D24/215
D652,512 S * 1/2012 Sherwood D24/133
D652,527 S * 1/2012 Marshall D24/215
D652,945 S * 1/2012 Chen D24/215
D657,884 S * 4/2012 Imboden D24/215
D666,733 S * 9/2012 Caggiano D24/215
D667,132 S * 9/2012 Marshall D24/215
D668,346 S * 10/2012 Zeng D24/215

(Continued)

Primary Examiner — Cynthia Ramirez
Assistant Examiner — Michael A Maharajh
 (74) *Attorney, Agent, or Firm* — Stoyanov Law PLLC;
 Roy Chan

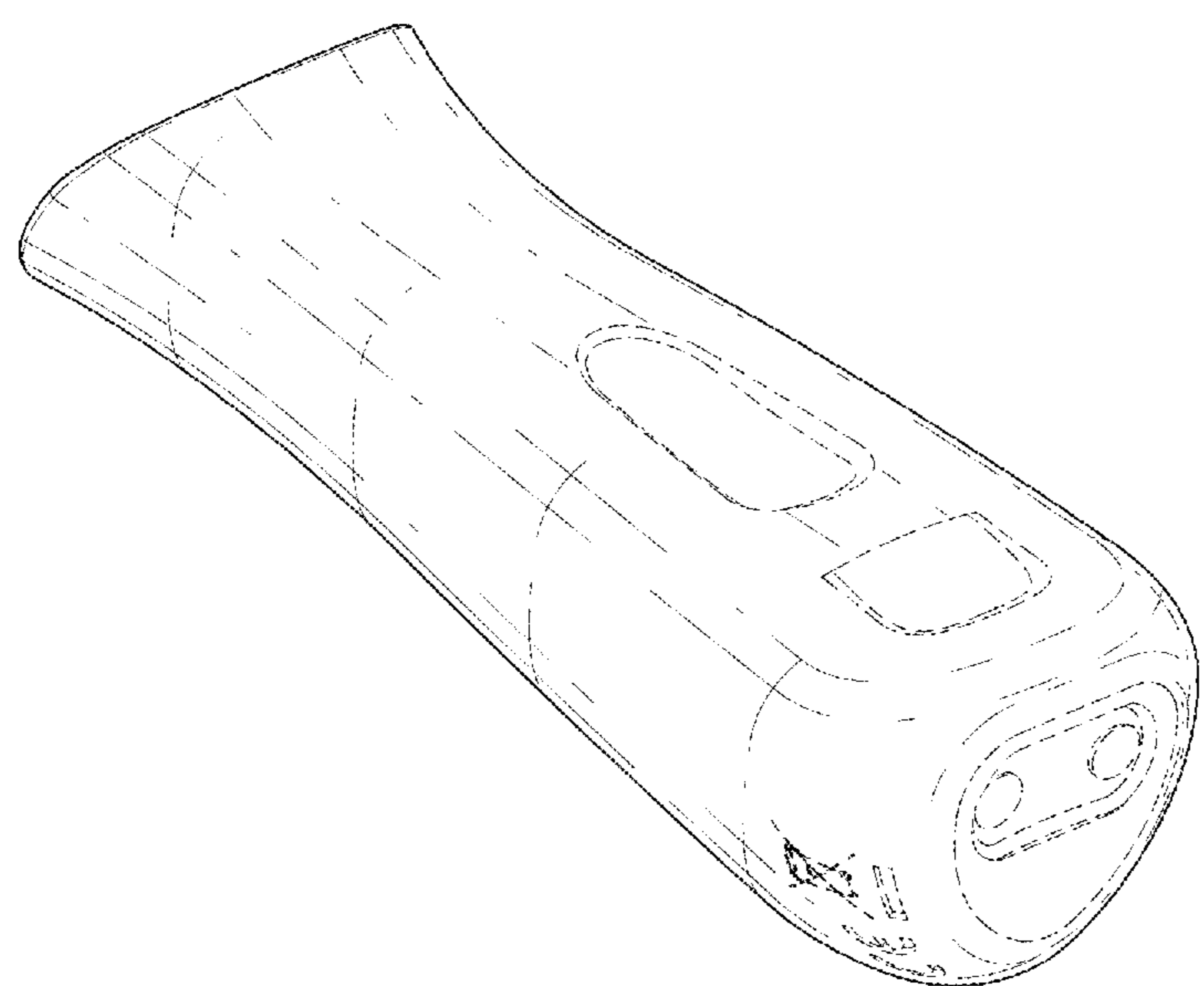
(57) **CLAIM**

The ornamental design for a vibrating electromechanical device, as shown and described.

DESCRIPTION

FIG. 1 is a bottom, front and left perspective view of a vibrating electromechanical device showing our new design; FIG. 2 is a top, front and right perspective view thereof; FIG. 3 is a right elevational view thereof; FIG. 4 is a left elevational view thereof; FIG. 5 is a bottom plan view thereof; FIG. 6 is a top plan view thereof; FIG. 7 is a back elevational view thereof; and, FIG. 8 is a front elevational view thereof. The broken lines in the figures illustrate unclaimed environment and form no part of the claimed design.

1 Claim, 4 Drawing Sheets



(56)

References Cited

U.S. PATENT DOCUMENTS

D669,997 S *	10/2012	Crockford	D24/215	2008/0194907 A1*	8/2008	Lin	A61H 19/44 600/38
D673,687 S *	1/2013	Zeng	D24/215	2009/0281373 A1*	11/2009	Mark	A61H 19/34 600/38
D678,783 S *	3/2013	Wilcox	D24/119	2010/0121234 A1*	5/2010	Nan	A61H 19/44 601/135
D685,105 S *	6/2013	Marshall	D24/215	2010/0174214 A1*	7/2010	Gabbay	A61H 19/44 601/15
D688,382 S *	8/2013	Marshall	D24/215	2010/0204542 A1*	8/2010	Hodge	A61F 5/41 600/39
8,550,983 B2 *	10/2013	Shim	A61H 19/34 600/38	2010/0222719 A1*	9/2010	Cowie	A61H 7/005 601/46
D694,417 S *	11/2013	Tai	D24/215	2011/0046521 A1*	2/2011	Farrelly	A61N 7/00 601/2
D698,451 S *	1/2014	Tai	D24/215	2011/0071445 A1*	3/2011	Imboden	A61H 19/30 601/46
D704,345 S *	5/2014	Tai	D24/215	2012/0071800 A1*	3/2012	Knyrim	A61H 19/44 601/113
D708,756 S *	7/2014	Marshall	D24/215	2012/0197357 A1*	8/2012	Dewey	A61B 18/203 607/89
D723,711 S *	3/2015	Elliott	D24/215	2013/0046212 A1*	2/2013	Nichols	A46B 7/04 601/18
D734,479 S *	7/2015	Youngquist	D24/209	2014/0107410 A1*	4/2014	Rosenberg	A61H 19/44 600/38
D787,083 S *	5/2017	Ely	D24/209	2014/0128780 A1*	5/2014	Kennedy	A61N 5/0616 601/18
D795,423 S *	8/2017	Chen	D24/133	2014/0148740 A1*	5/2014	Howsam	A61H 19/44 601/46
D797,287 S *	9/2017	de Albuquerque	D24/146	2017/0196801 A1*	7/2017	Ghazvini	A61K 9/0009
D824,039 S *	7/2018	Hetzel	D24/215	2017/0224580 A1*	8/2017	Yueh	A61H 19/44
D824,528 S *	7/2018	Yang	D24/209					
D827,842 S *	9/2018	Bainton	D24/200					
D838,860 S *	1/2019	Lee	D24/214					
D850,638 S *	6/2019	Cha	D24/200					
D853,572 S *	7/2019	Yi	D24/200					
D857,196 S *	8/2019	Powell	D24/133					
2003/0114781 A1*	6/2003	Beaty	A61H 7/003 601/135					
2004/0193080 A1*	9/2004	Siddhartha	A61H 19/44 601/72					

* cited by examiner

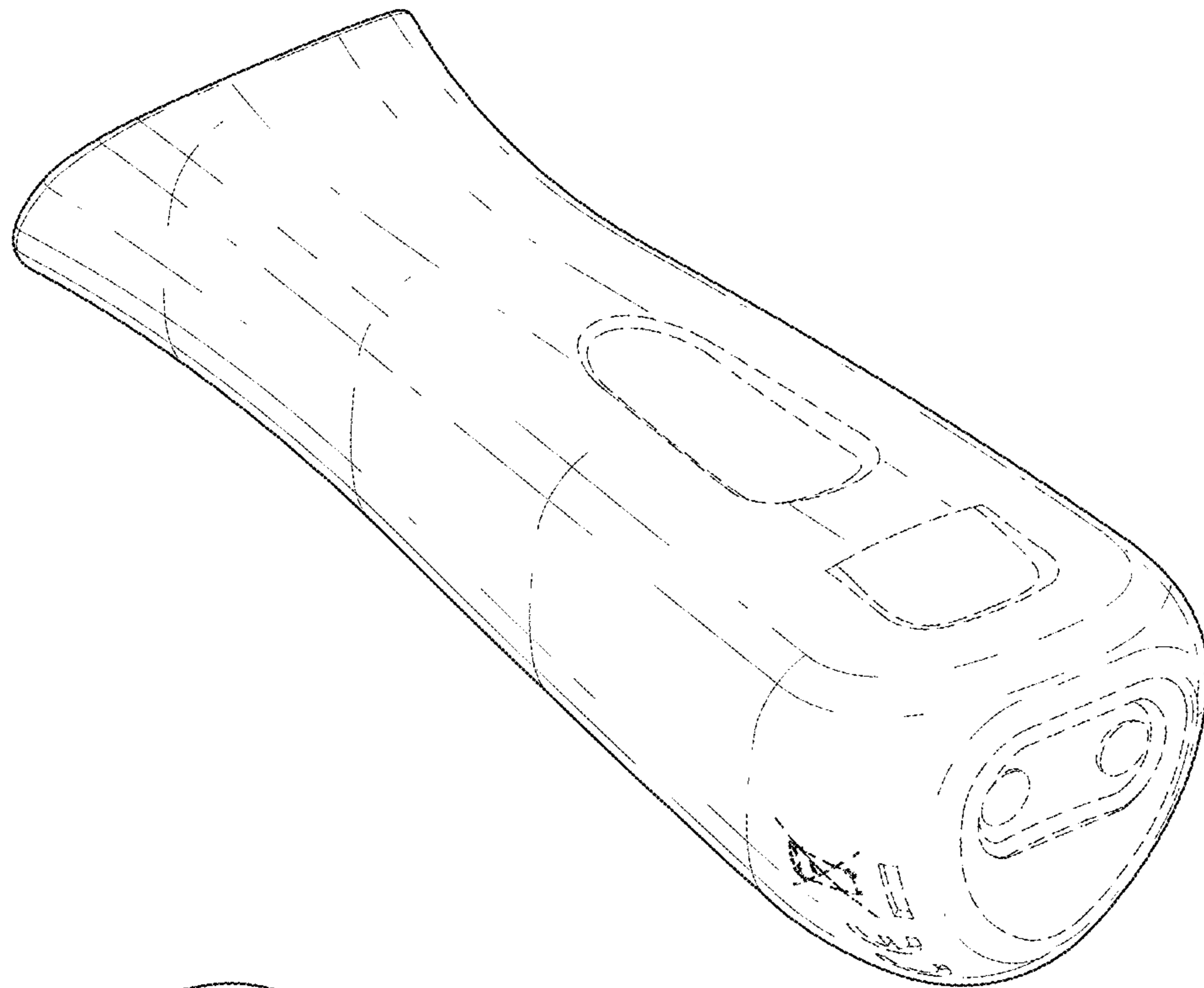


FIG. 1

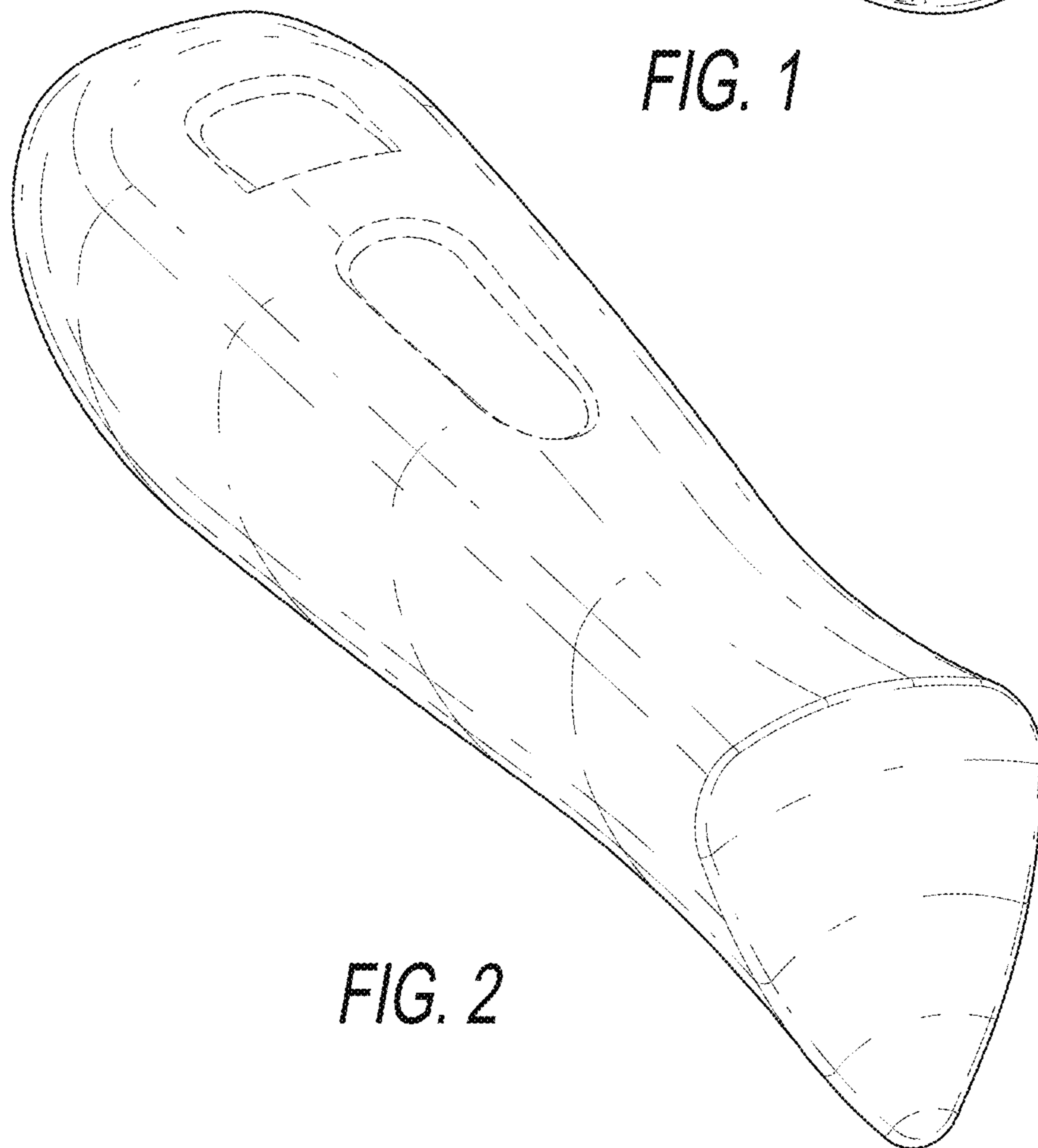


FIG. 2

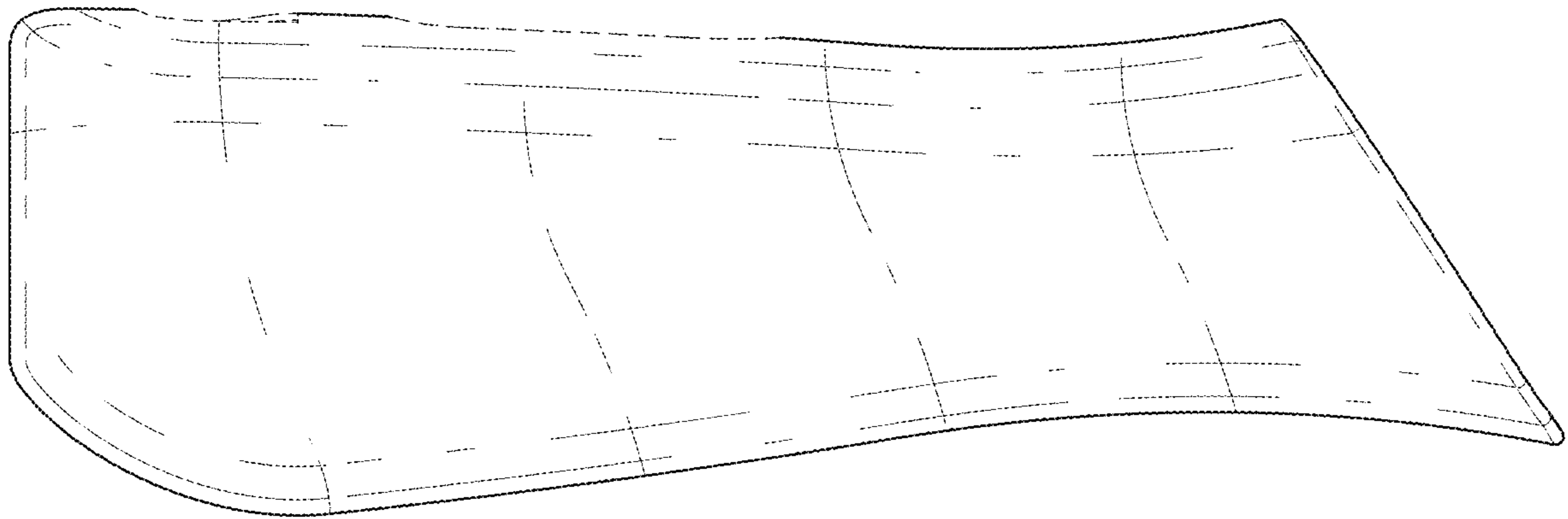


FIG. 3

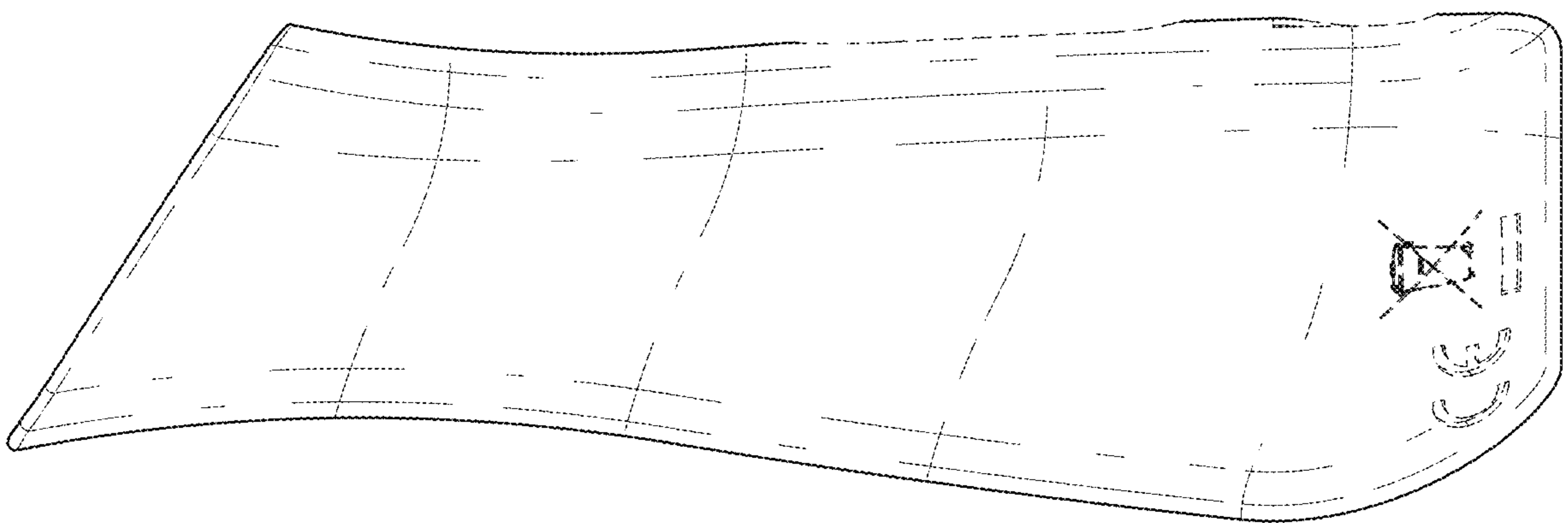


FIG. 4

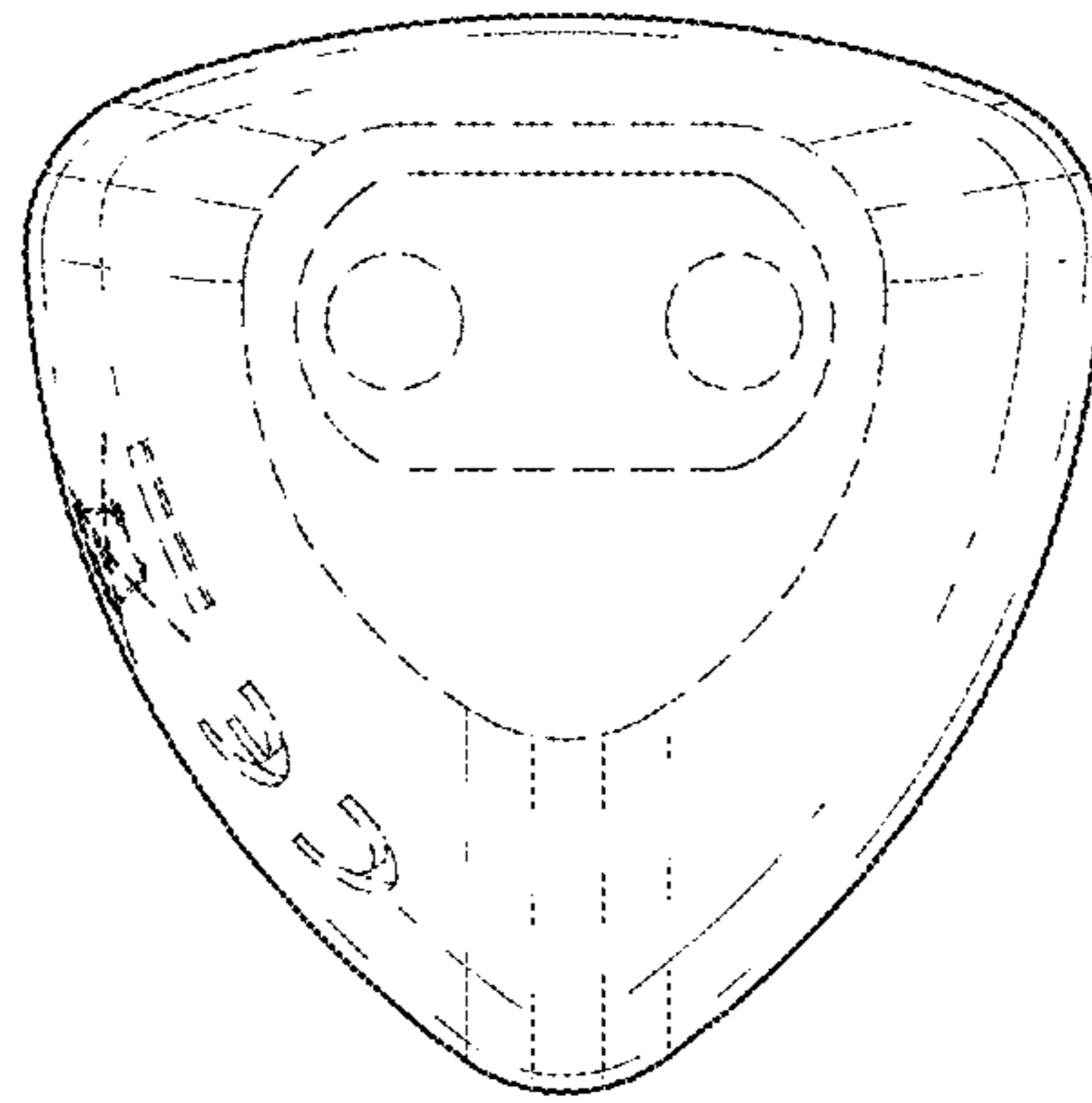


FIG. 5

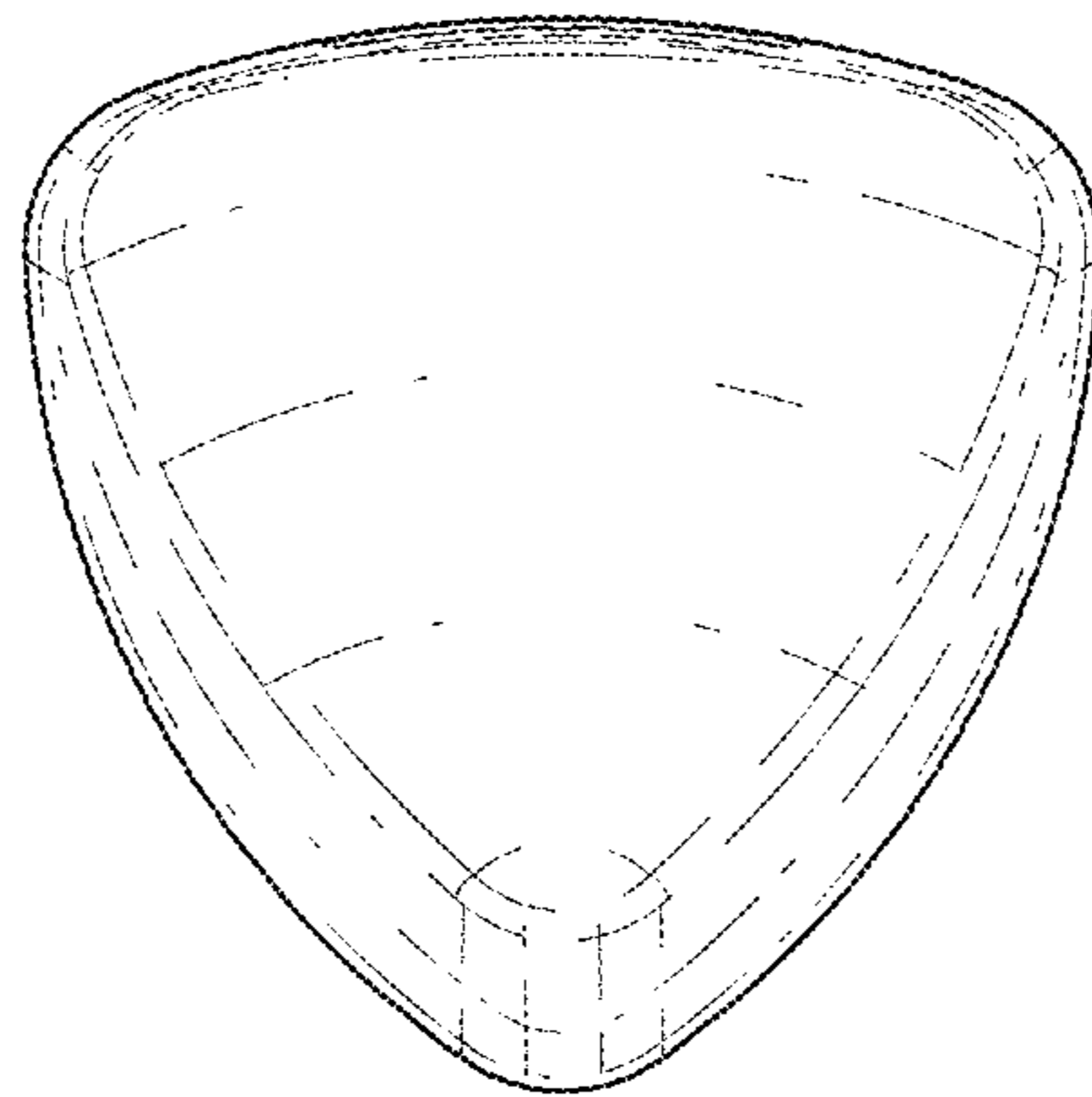


FIG. 6

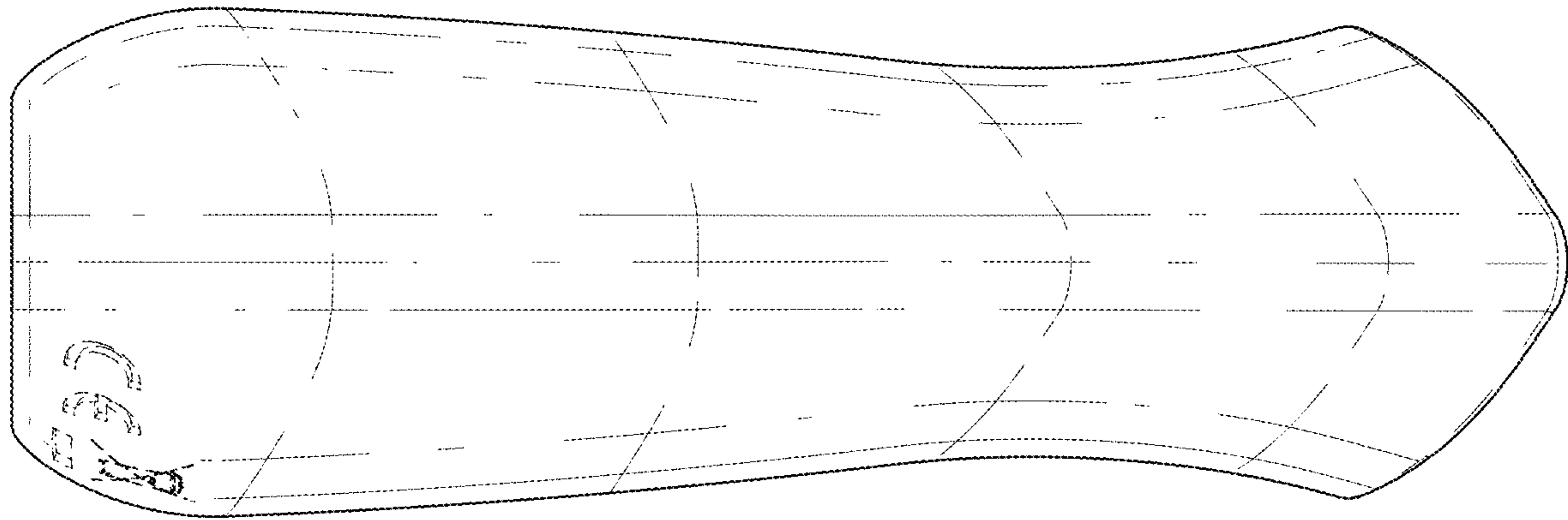


FIG. 7

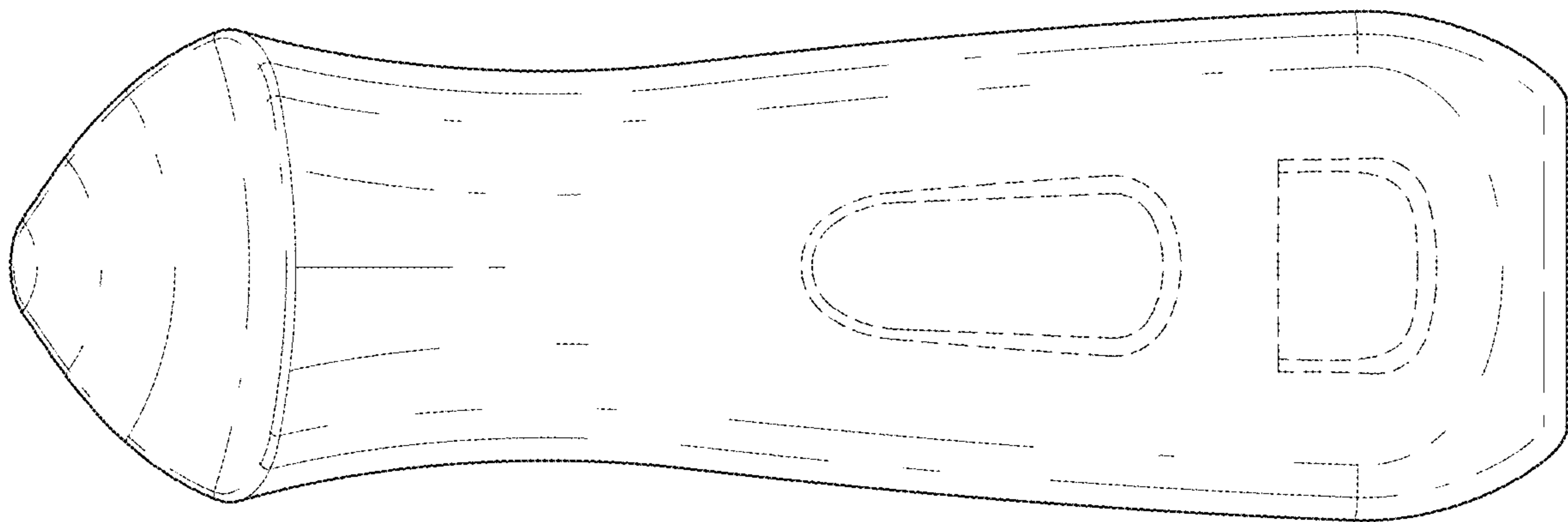


FIG. 8