



US00D868980S

(12) **United States Design Patent** (10) **Patent No.:** **US D868,980 S**
Yang (45) **Date of Patent:** **** Dec. 3, 2019**

(54) **ELECTRONIC FACE SLIMMING GUASHA PLATE**

(71) Applicant: **Yufeng Yang**, Guangdong (CN)

(72) Inventor: **Yufeng Yang**, Guangdong (CN)

(**) Term: **15 Years**

(21) Appl. No.: **29/638,943**

(22) Filed: **Mar. 2, 2018**

(30) **Foreign Application Priority Data**

Jan. 19, 2018 (CN) 2018 3 0025507

(51) **LOC (12) Cl.** **28-03**

(52) **U.S. Cl.**
USPC **D24/200; D24/215**

(58) **Field of Classification Search**

USPC D24/200, 214–215, 211
 CPC A61H 7/00; A61H 7/001; A61H 7/002;
 A61H 7/003; A61H 7/005; A61H 7/008;
 A61H 23/00; A61H 2201/0153; A61H
 2201/1253; A61H 2201/0157; A61H
 2201/12; A61H 2201/1207; A61H
 2201/1215; A61H 2201/1671; A61H
 2205/022; A61H 15/0085; A61H 15/0092;
 A61H 7/004

See application file for complete search history.

(56) **References Cited**

U.S. PATENT DOCUMENTS

D637,304 S *	5/2011	Feuerabend	D24/215
D669,593 S *	10/2012	Elder	D24/215
D687,157 S *	7/2013	Matsuura	D24/215
D757,281 S *	5/2016	Hsieh	D24/200
D788,934 S *	6/2017	Hirokawa	D24/215

* cited by examiner

Primary Examiner — Wan Laymon

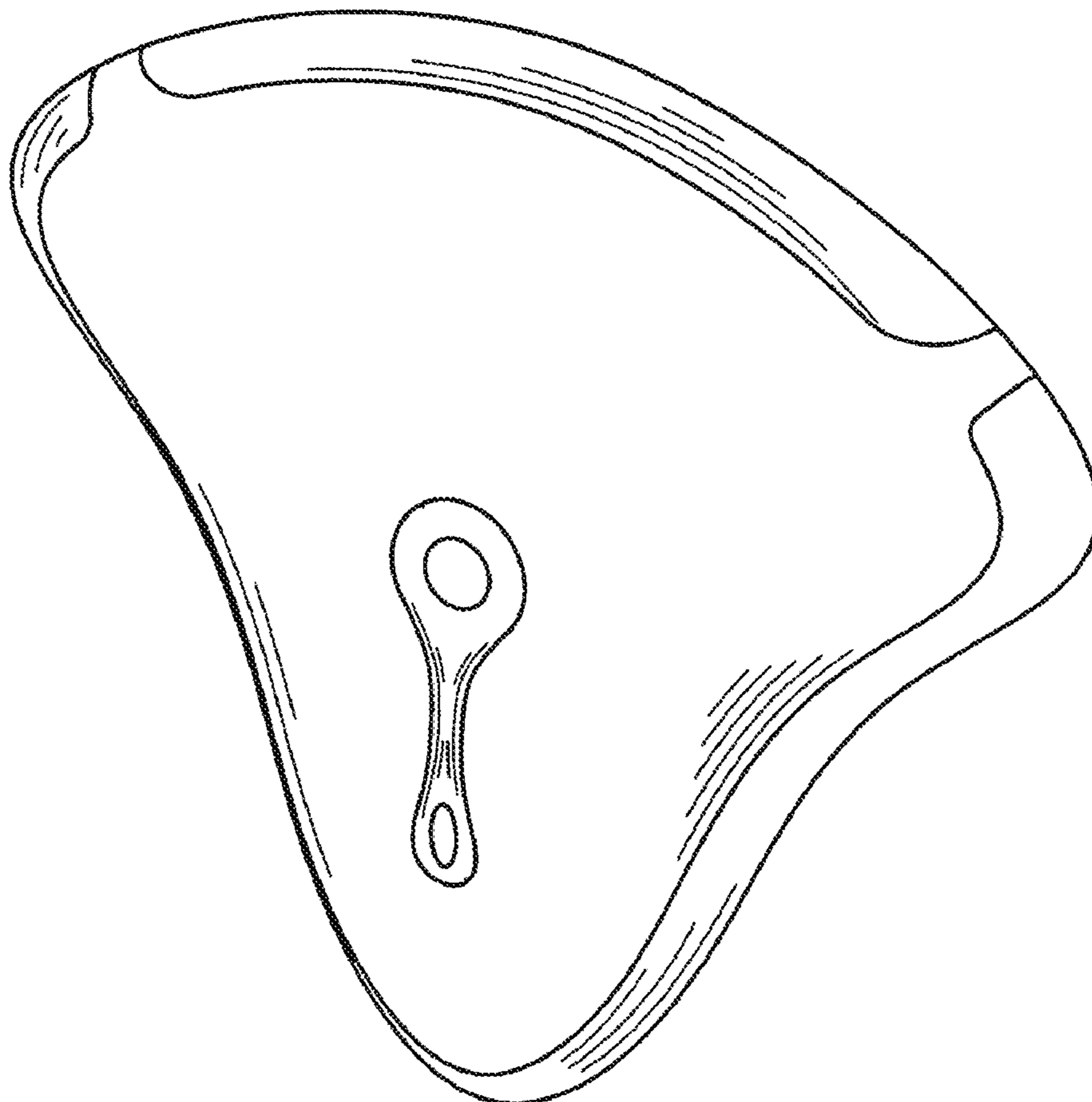
(57) **CLAIM**

I claim the ornamental design for an electronic face slimming guasha plate, as shown and described.

DESCRIPTION

FIG. 1 is a perspective view of an electronic face slimming guasha plate showing my new design;
 FIG. 2 is a front elevational view thereof;
 FIG. 3 is a rear elevational view thereof;
 FIG. 4 is a left side elevational view thereof;
 FIG. 5 is a right side elevational view thereof;
 FIG. 6 is a top plan view thereof; and,
 FIG. 7 is a bottom plan view thereof.

1 Claim, 7 Drawing Sheets



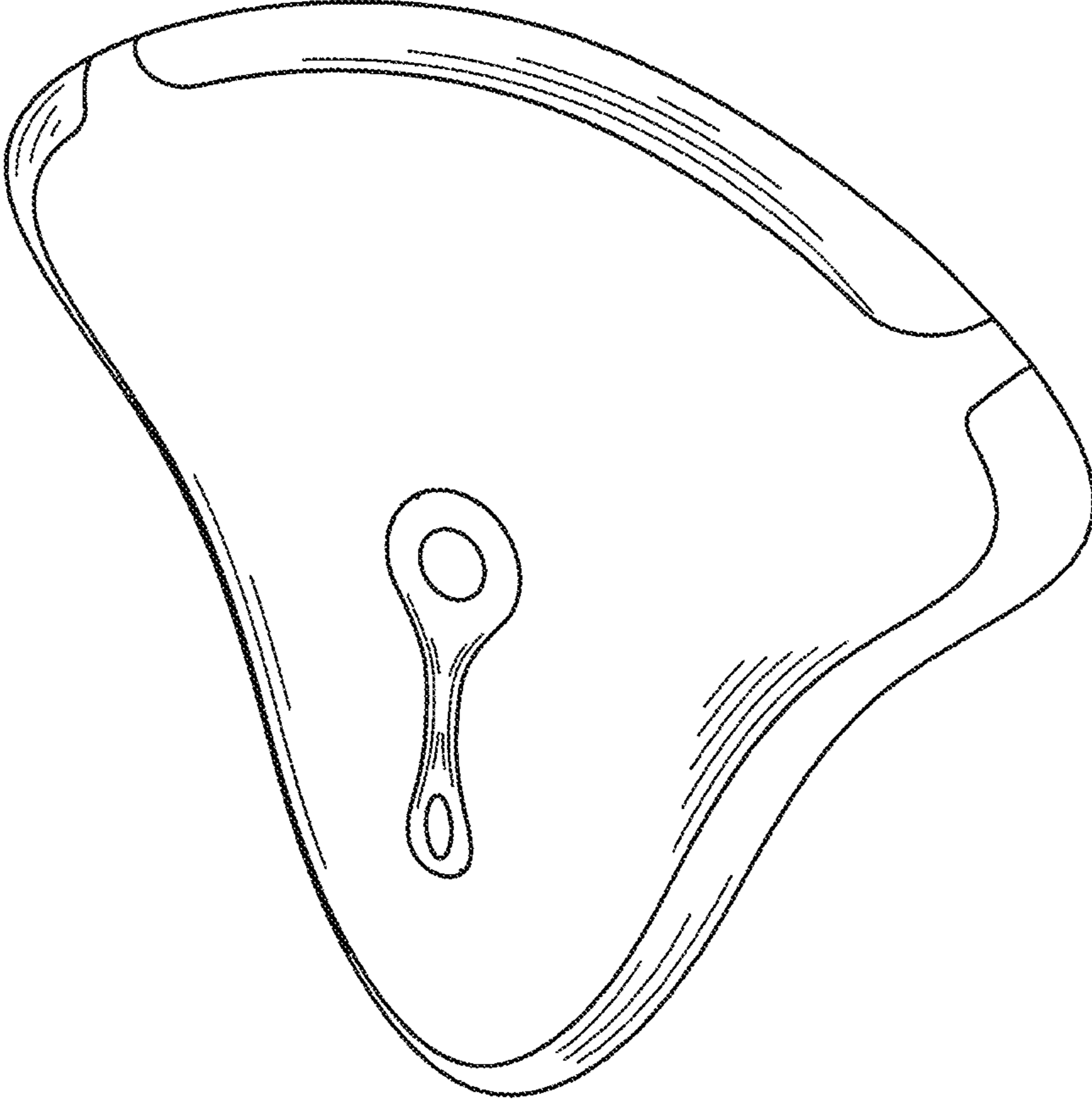


FIG. 1

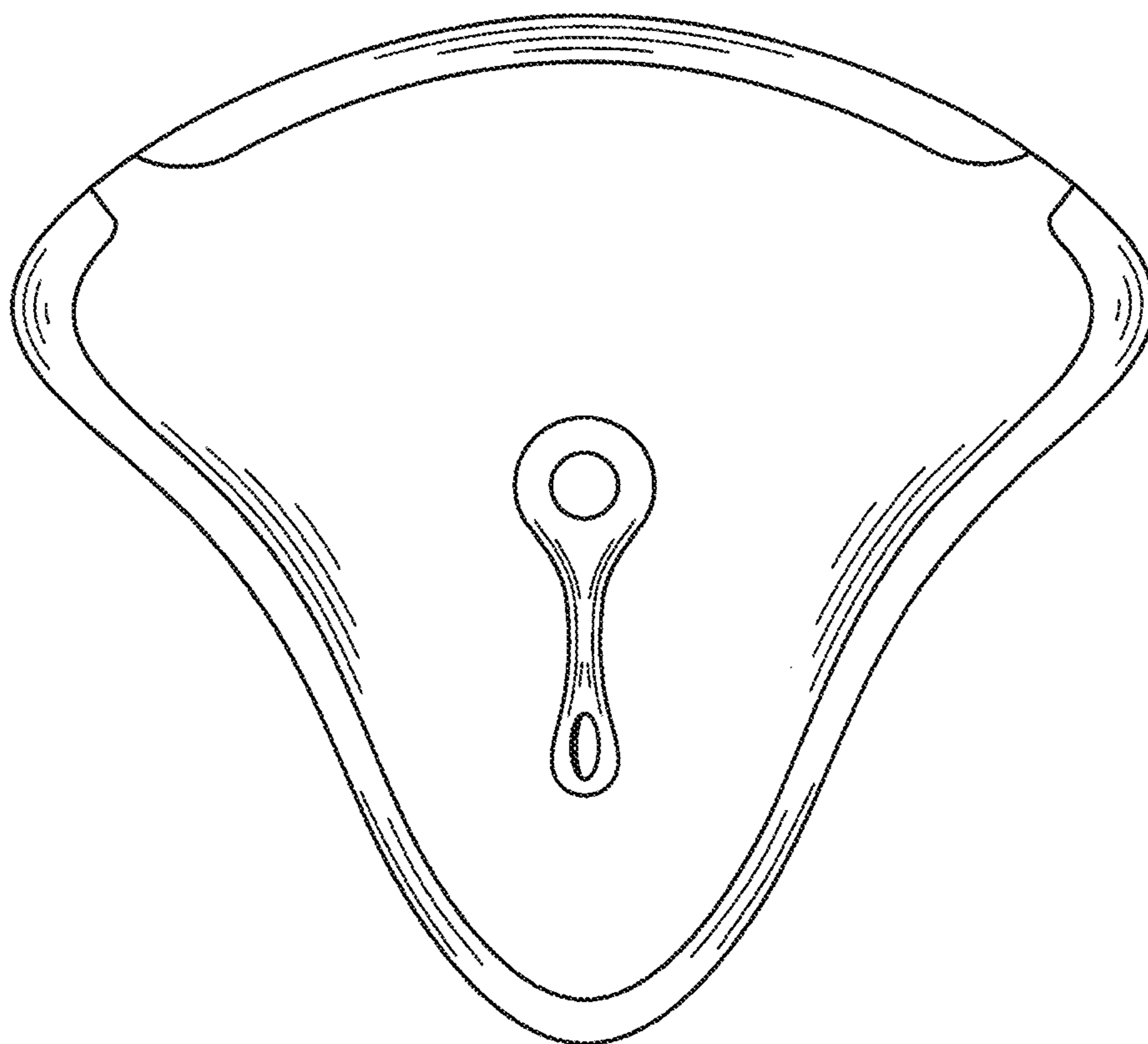


FIG. 2

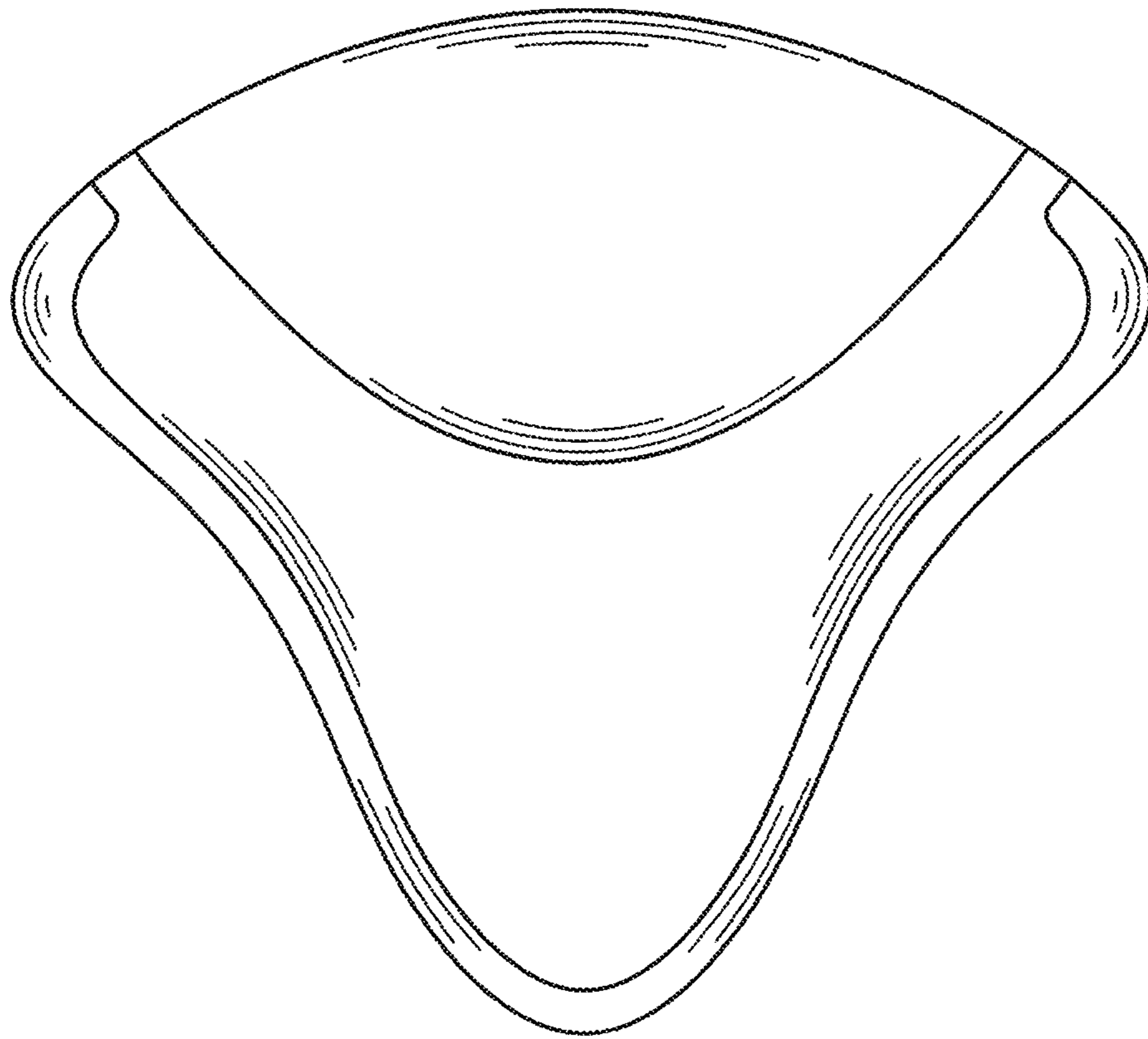


FIG. 3

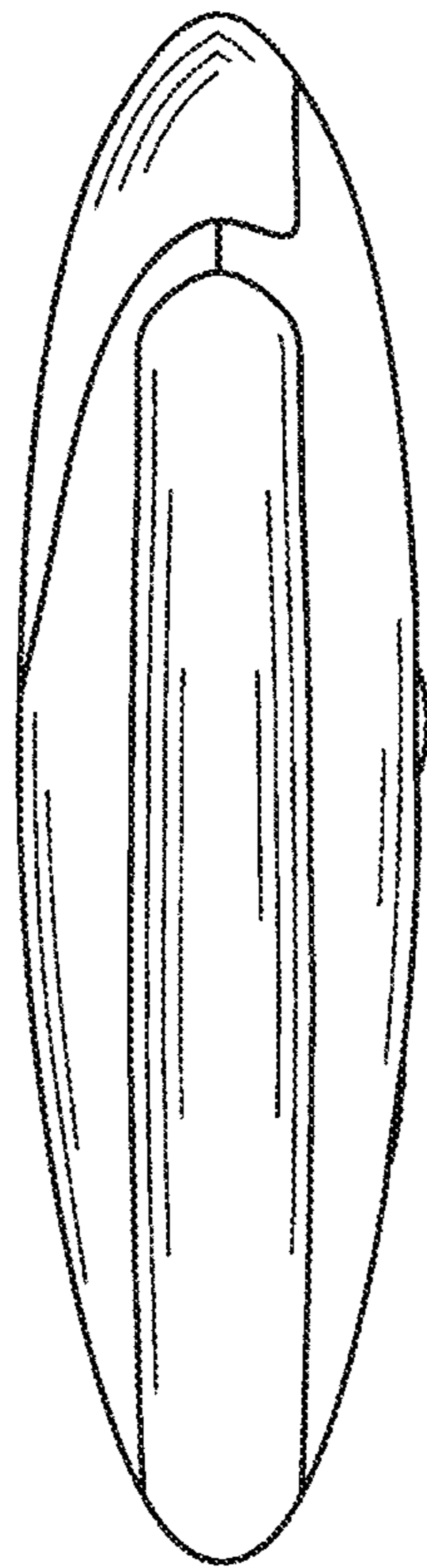


FIG. 4

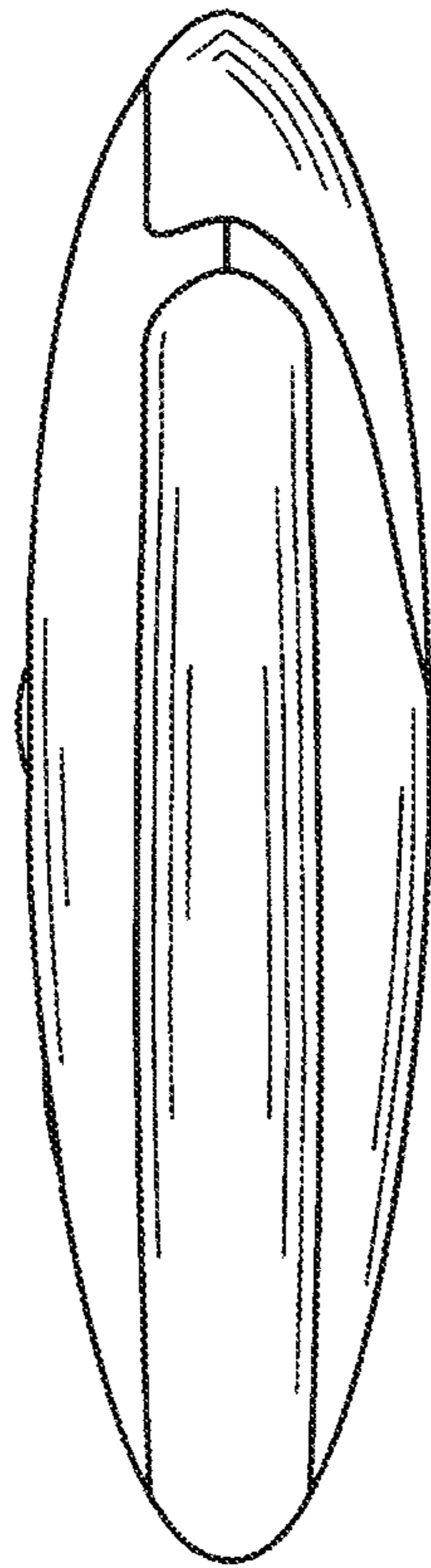


FIG. 5




FIG. 6




FIG. 7