



US00D868969S

(12) **United States Design Patent** (10) **Patent No.:** **US D868,969 S**  
**Avranches et al.** (45) **Date of Patent:** **\*\* Dec. 3, 2019**

(54) **REMOTE CONTROL FOR ELECTROMEDICAL DEVICE**

(71) Applicant: **Siemens Healthcare GmbH**, Erlangen (DE)

(72) Inventors: **Alexandre Avranches**, Munich (DE); **Thomas Boettger**, Erlangen (DE); **Florian Hilbig**, Munich (DE); **Gerhard Kraemer**, Igensdorf (DE); **Daniel Lerch**, Weilersbach (DE); **Carsten Thierfelder**, Pinzberg (DE); **Andre Wichmann**, Buckenhof (DE)

(73) Assignee: **Siemens Healthcare GmbH**, Erlangen (DE)

(\*\*) Term: **15 Years**

(21) Appl. No.: **29/595,229**

(22) Filed: **Feb. 27, 2017**

(30) **Foreign Application Priority Data**

Aug. 31, 2016 (EM) ..... 003359322

(51) **LOC (12) Cl.** ..... **24-01**

(52) **U.S. Cl.**  
USPC ..... **D24/158**

(58) **Field of Classification Search**  
USPC ..... D24/158-161, 185, 186, 107; D13/162, D13/168, 171  
CPC ..... A61B 6/06; A61B 6/4405; A61B 6/4411; A61B 6/032; A61B 5/055; G01N 2223/1016; G01N 2223/301; G01N 2223/031; G01N 2223/419; G01N 23/046; G01R 33/48  
See application file for complete search history.

(56) **References Cited**

U.S. PATENT DOCUMENTS

D606,981 S \* 12/2009 Kaneko ..... D14/218  
D685,093 S \* 6/2013 Shimizu ..... D24/158

D721,814 S \* 1/2015 Creed ..... D13/168  
D727,506 S \* 4/2015 Tan ..... D24/158  
D751,205 S \* 3/2016 Tan ..... D24/158  
D752,224 S \* 3/2016 Park ..... D24/158  
D760,702 S \* 7/2016 Sul ..... D14/218  
D781,249 S \* 3/2017 Park ..... D13/168  
D807,861 S \* 1/2018 VanDuyn ..... D14/218  
D808,343 S \* 1/2018 Yin ..... D13/168  
D810,295 S \* 2/2018 Kim ..... D24/158

\* cited by examiner

Primary Examiner — Anhdao Doan

(74) Attorney, Agent, or Firm — Schiff Hardin LLP

(57) **CLAIM**

The ornamental design for a remote control for electromedical device, as shown and described.

**DESCRIPTION**

The patent or application file contains at least one drawing executed in color. Copies of this patent or patent application publication with color drawing(s) will be provided by the Office upon request and payment of the necessary fee.

FIG. 1 is a front elevational view of a remote control for electromedical device showing our new design;

FIG. 2 is a back elevational view thereof;

FIG. 3 is a top plan view thereof;

FIG. 4 is a bottom plan view thereof;

FIG. 5 is a side elevational view of the right side thereof;

FIG. 6 is a side elevational view of the left side thereof; and,

FIG. 7 is a perspective view taken generally from the top, front, right-hand side thereof.

The broken lines shown in the drawings represent portions of the remote control for electromedical device that form no part of the claimed design.

**1 Claim, 7 Drawing Sheets**  
**(3 of 7 Drawing Sheet(s) Filed in Color)**

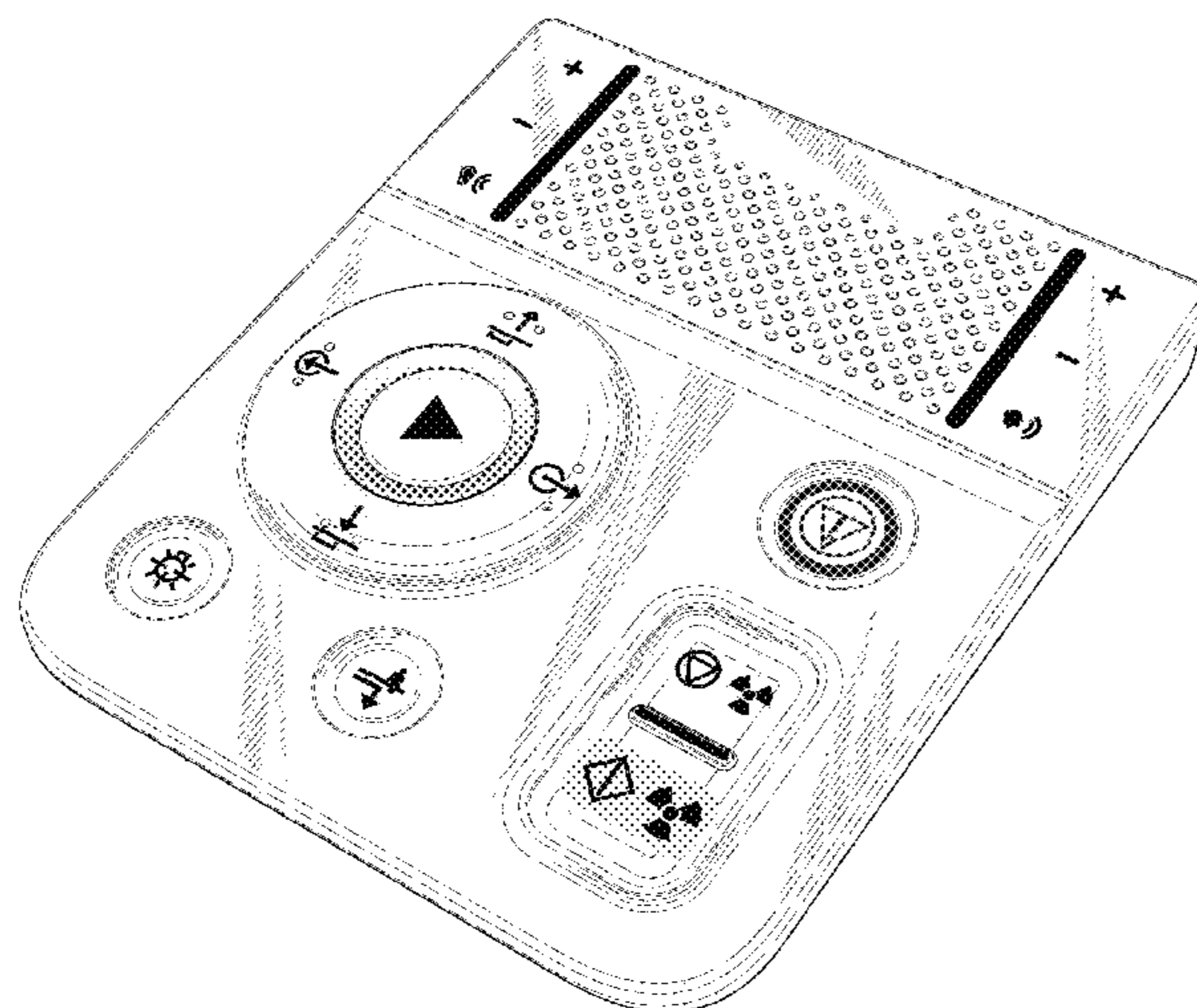


FIG. 1

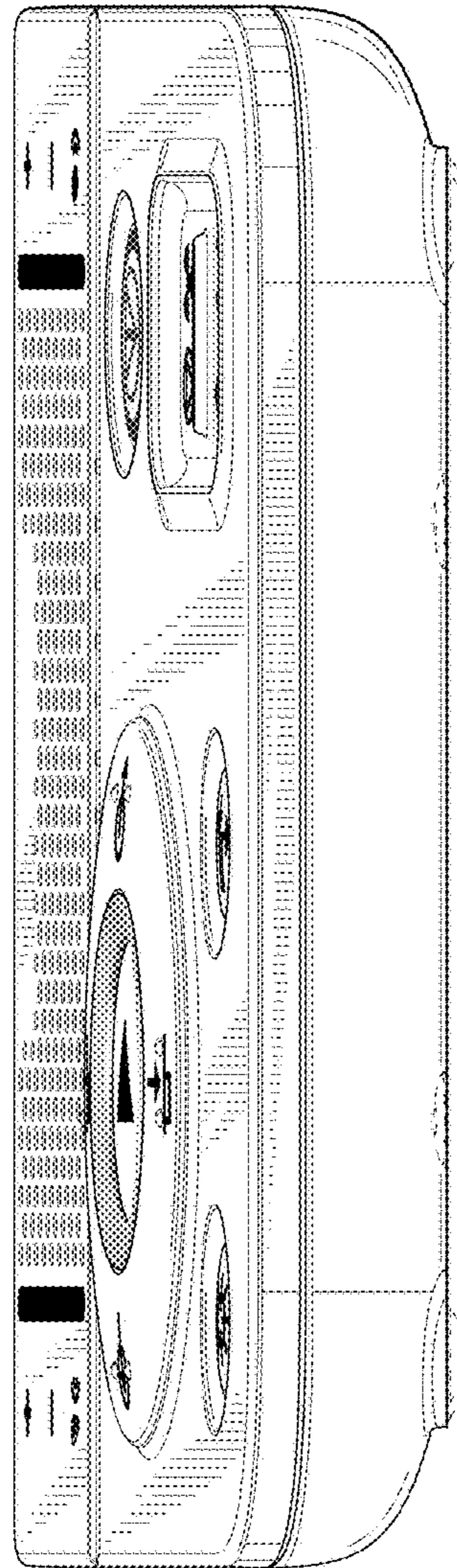


FIG. 2

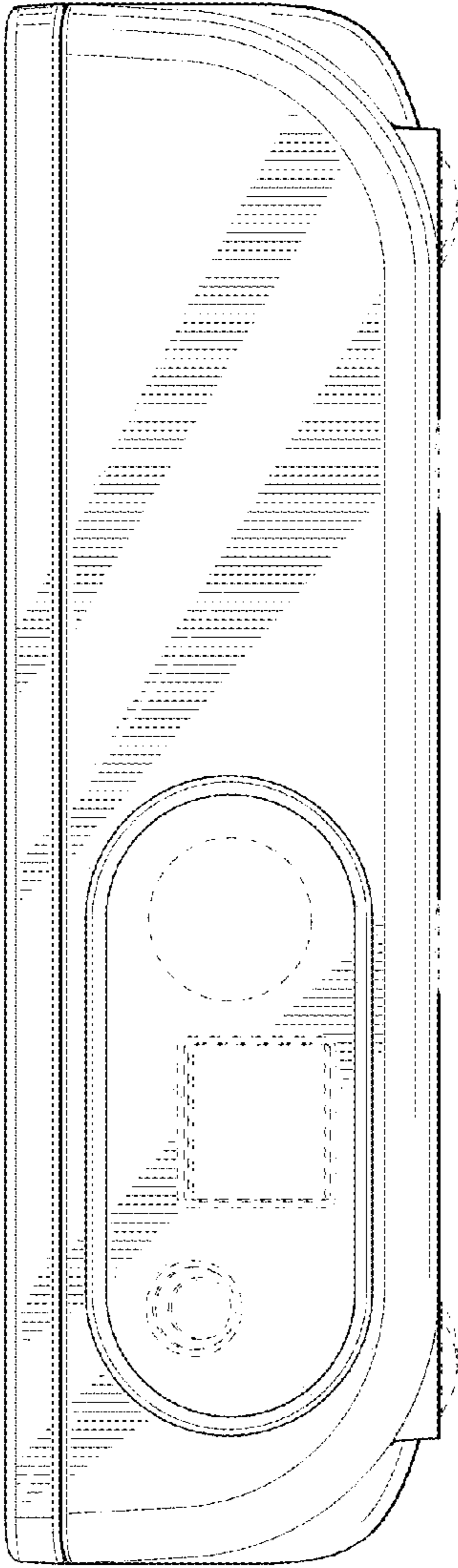


FIG. 3

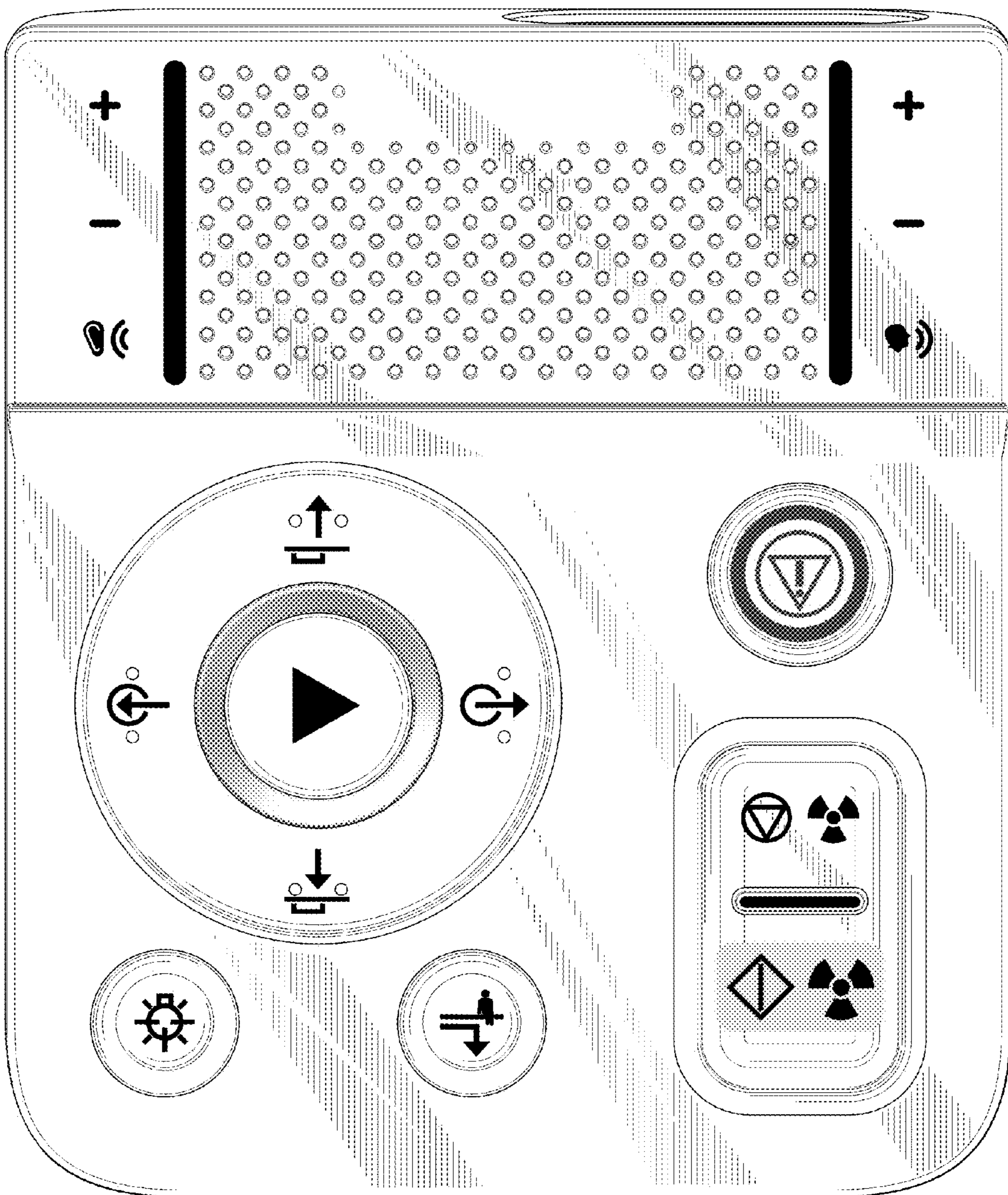


FIG. 4

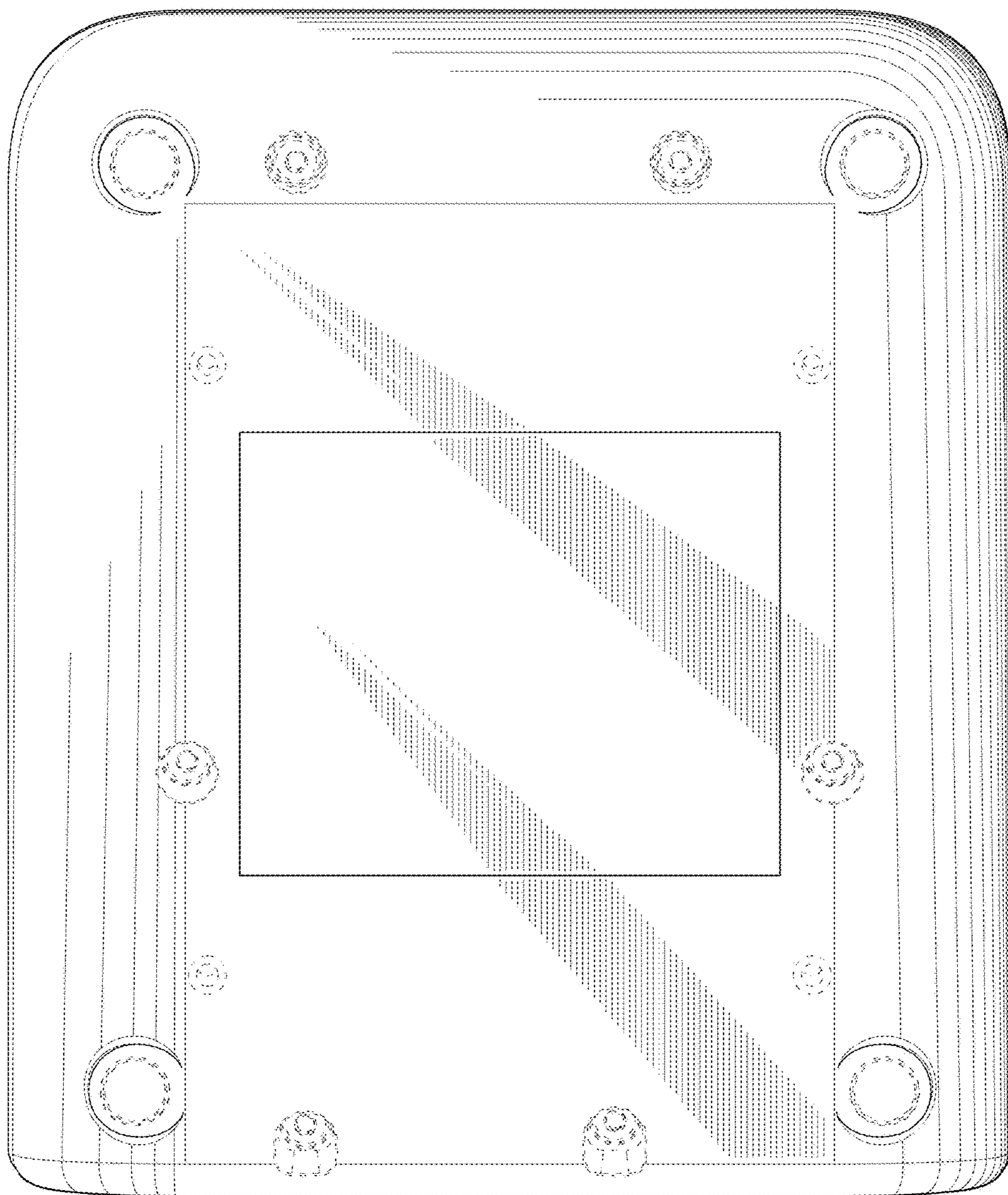


FIG. 5

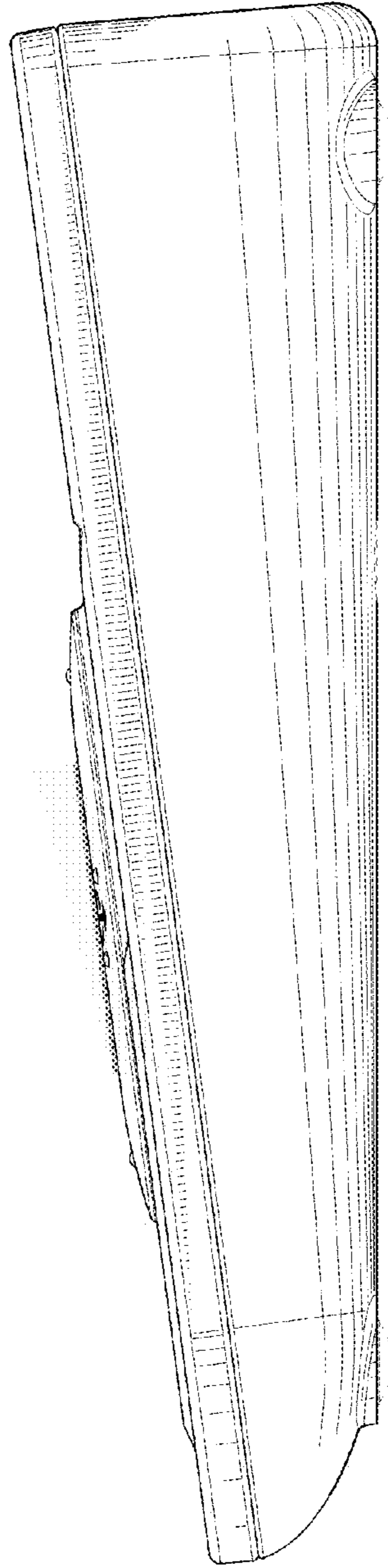
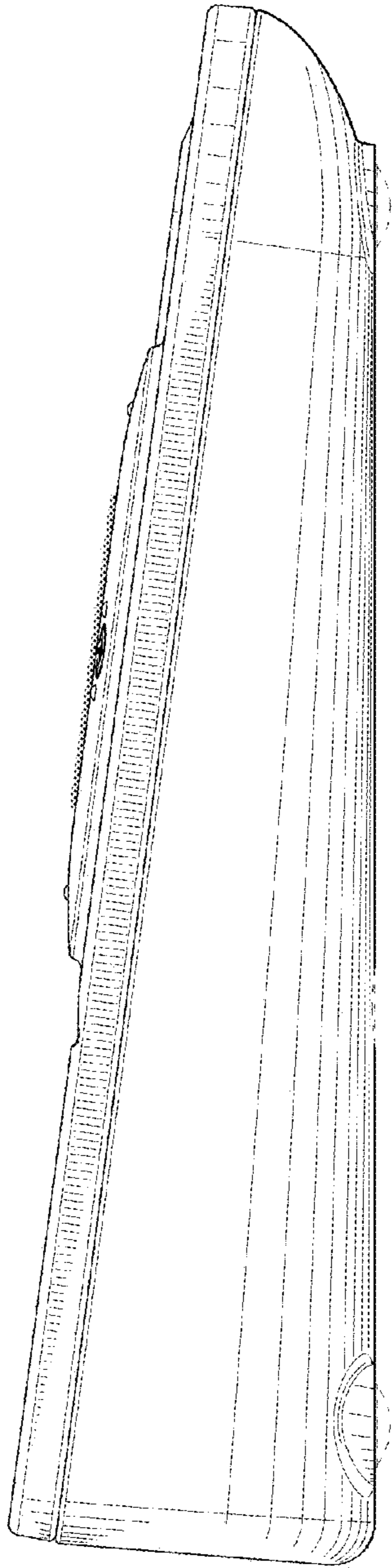


FIG. 6



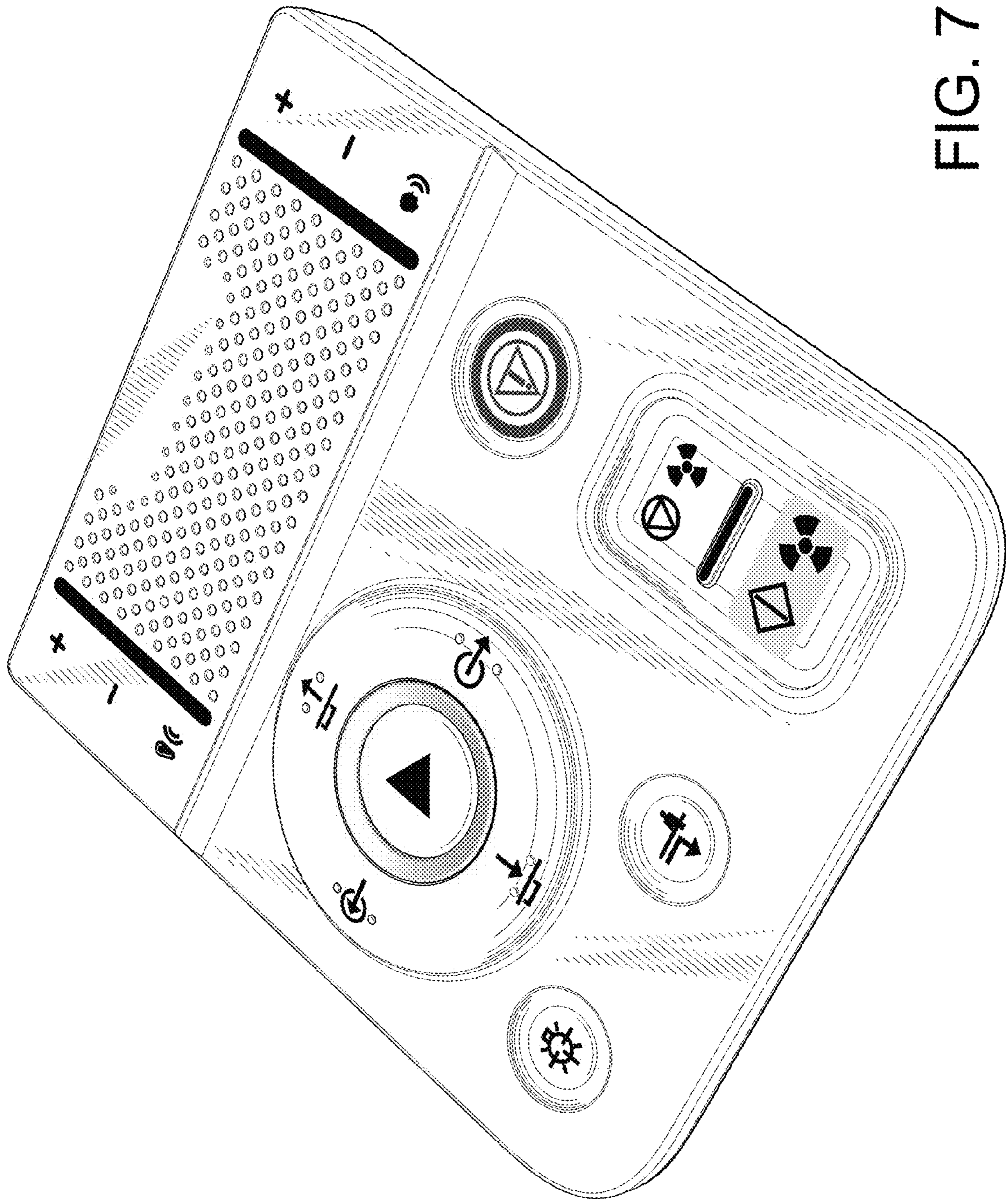


FIG. 7