



US00D868962S

(12) **United States Design Patent**
Partsch, IV

(10) **Patent No.:** **US D868,962 S**

(45) **Date of Patent:** **** Dec. 3, 2019**

(54) **DOUCHE/ENEMA TIP ADAPTABLE FOR A WATER BOTTLE**

(71) Applicant: **George J. Partsch, IV**, Norco, CA (US)

(72) Inventor: **George J. Partsch, IV**, Norco, CA (US)

(**) Term: **15 Years**

(21) Appl. No.: **29/632,863**

(22) Filed: **Jan. 10, 2018**

(51) **LOC (12) Cl.** **24-02**

(52) **U.S. Cl.**
USPC **D24/112**

(58) **Field of Classification Search**

USPC D24/112-115, 118, 194, 196, 108, 133, D24/130, 127, 186; 606/181, 185; 604/264, 272, 187, 181, 184, 227
CPC A61M 3/02; A61M 3/0262; A61M 5/178; A61M 3/00; A61M 5/20; A61M 5/31; A61M 5/3146; A61M 5/3129; A61M 5/3148; A61M 5/315

See application file for complete search history.

(56) **References Cited**

U.S. PATENT DOCUMENTS

D552,773 S * 10/2007 Greenberg D24/130
D574,954 S * 8/2008 Smith D24/114
D578,210 S * 10/2008 Muta D24/114
D610,253 S * 2/2010 Kawamura D24/114
D690,007 S * 9/2013 Ingram D24/130
D730,515 S * 5/2015 Shahidi Bonjar D24/114

D739,933 S * 9/2015 Ettlin D24/114
D743,025 S * 11/2015 Berler D24/114
D747,797 S * 1/2016 Fourt D24/114
D785,162 S * 4/2017 Swisher D24/114
D789,520 S * 6/2017 Tseng D24/114
D790,688 S * 6/2017 Choi D24/114
D804,651 S * 12/2017 Loonan D24/114

* cited by examiner

Primary Examiner — David G Muller

(74) *Attorney, Agent, or Firm* — WPAT, P.C., Intellectual Property Attorneys; Anthony King

(57) **CLAIM**

The ornamental design for douche/enema tip adaptable for a water bottle, as shown and described.

DESCRIPTION

FIG. 1 is a perspective view of the douche/enema tip adaptable for a water bottle;

FIG. 2 is a front view of the douche/enema tip adaptable for a water bottle of FIG. 1, the back side being a mirror image thereof;

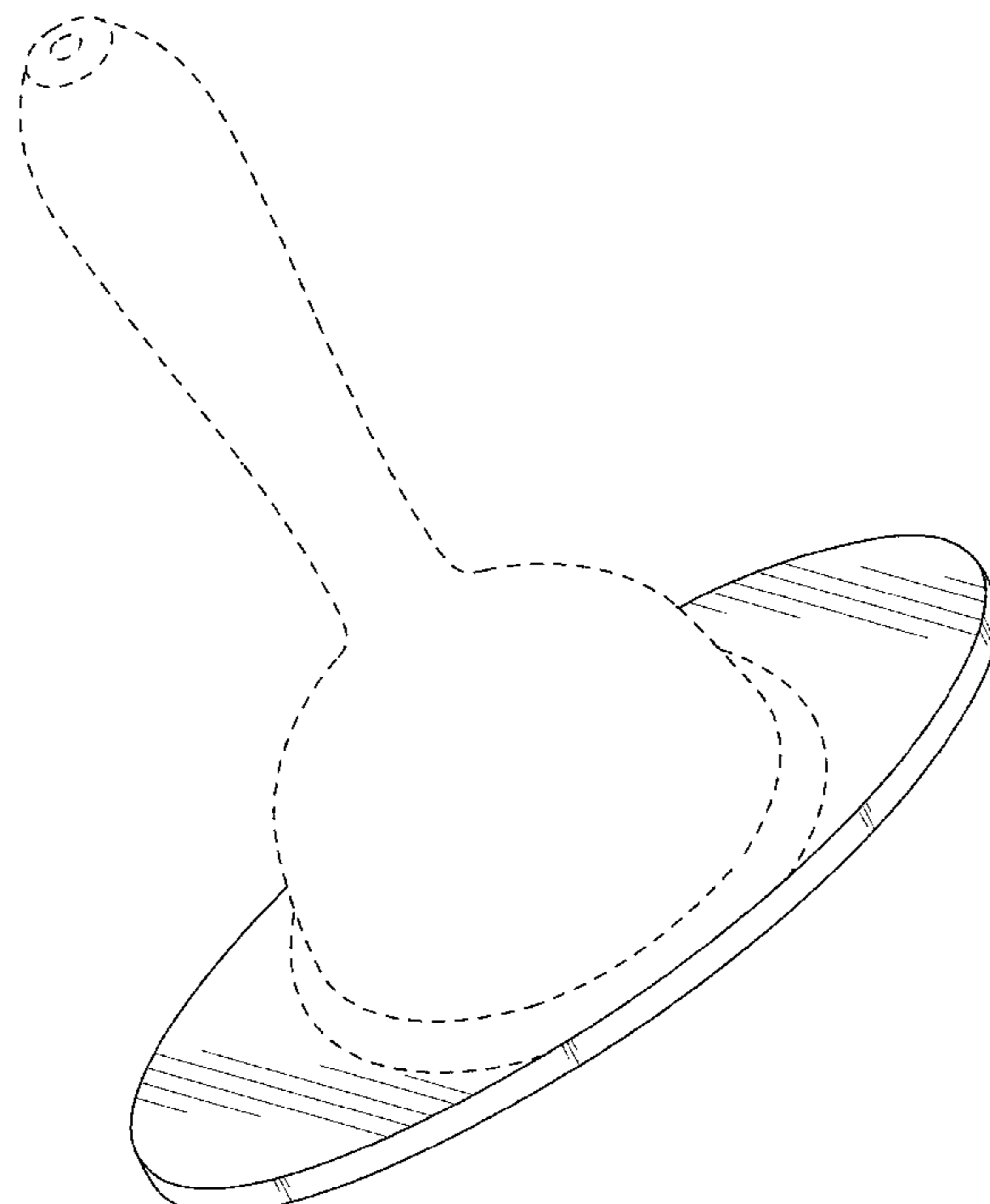
FIG. 3 is a left side view of the douche/enema tip adaptable for a water bottle of FIG. 1; the right side being a mirror image thereof;

FIG. 4 is a top view of the douche/enema tip adaptable for a water bottle of FIG. 1; and,

FIG. 5 is a bottom view of the douche/enema tip adaptable for a water bottle of FIG. 1, the bottom of the table is not illustrated as it forms no part of the present invention.

The broken lines shown in FIGS. 1,2,3,4, 5, illustrate portions of the (insert tip, collar, O-ring) that form no part of the claimed design.

1 Claim, 4 Drawing Sheets



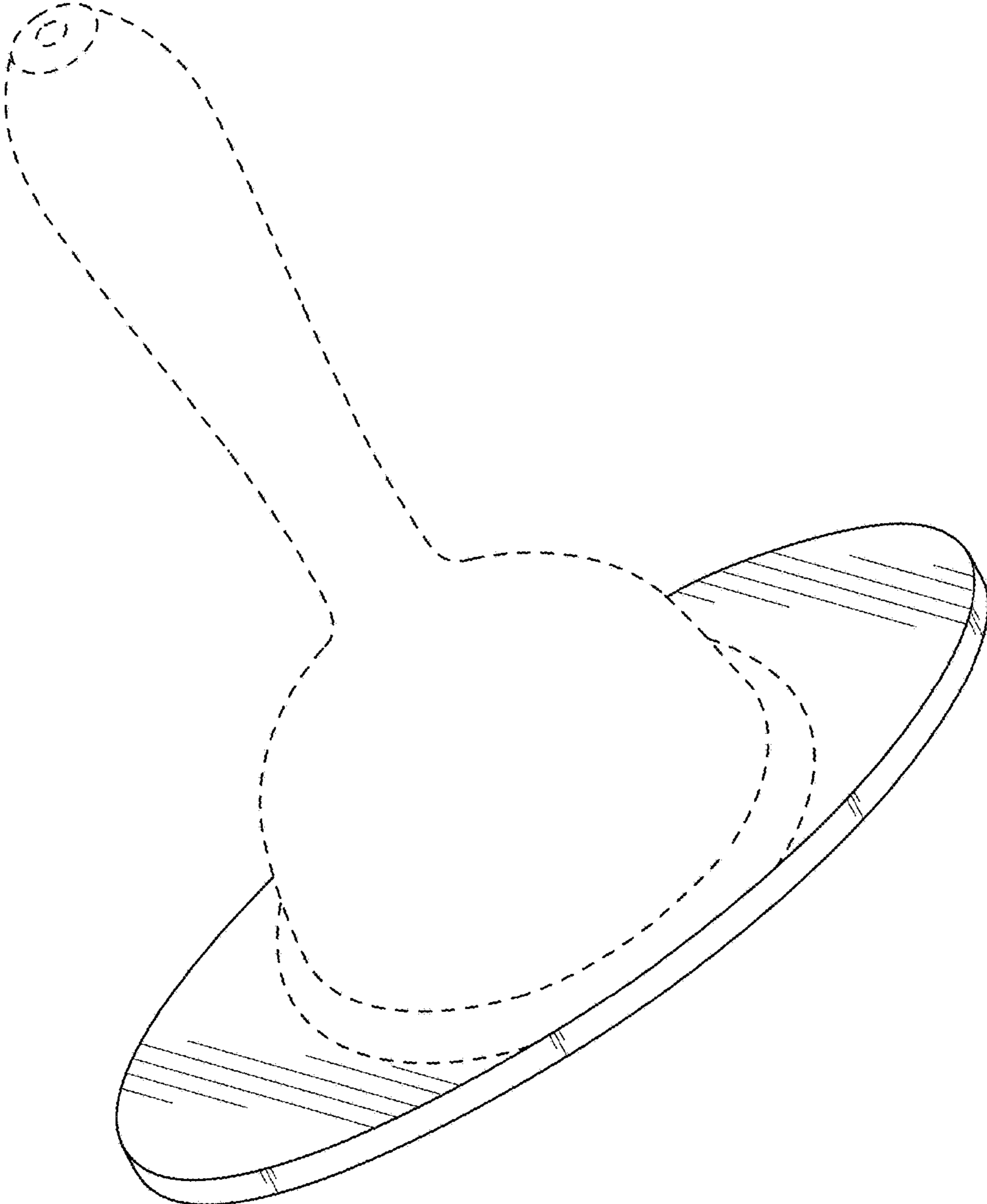


FIG. 1

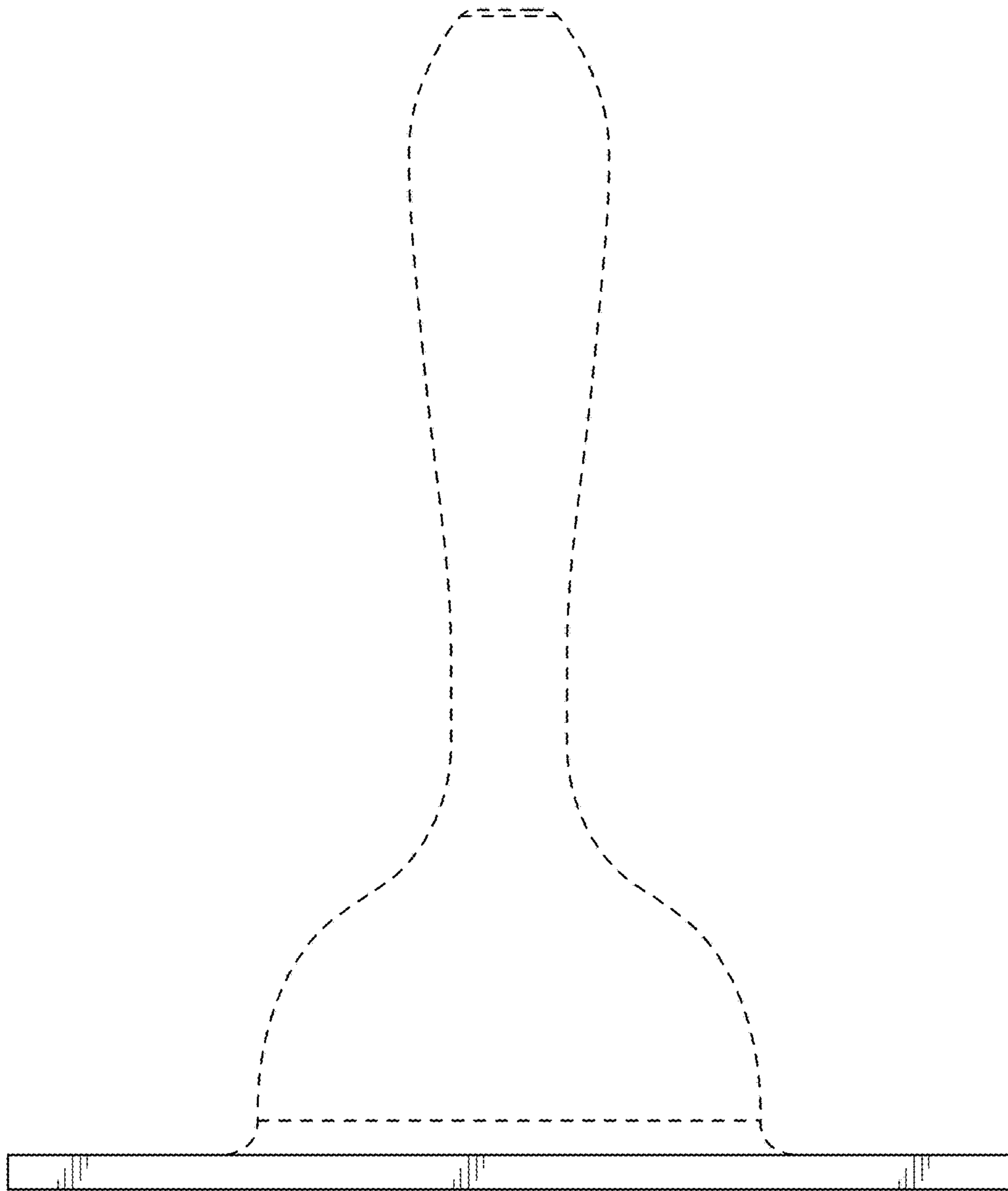


FIG. 2

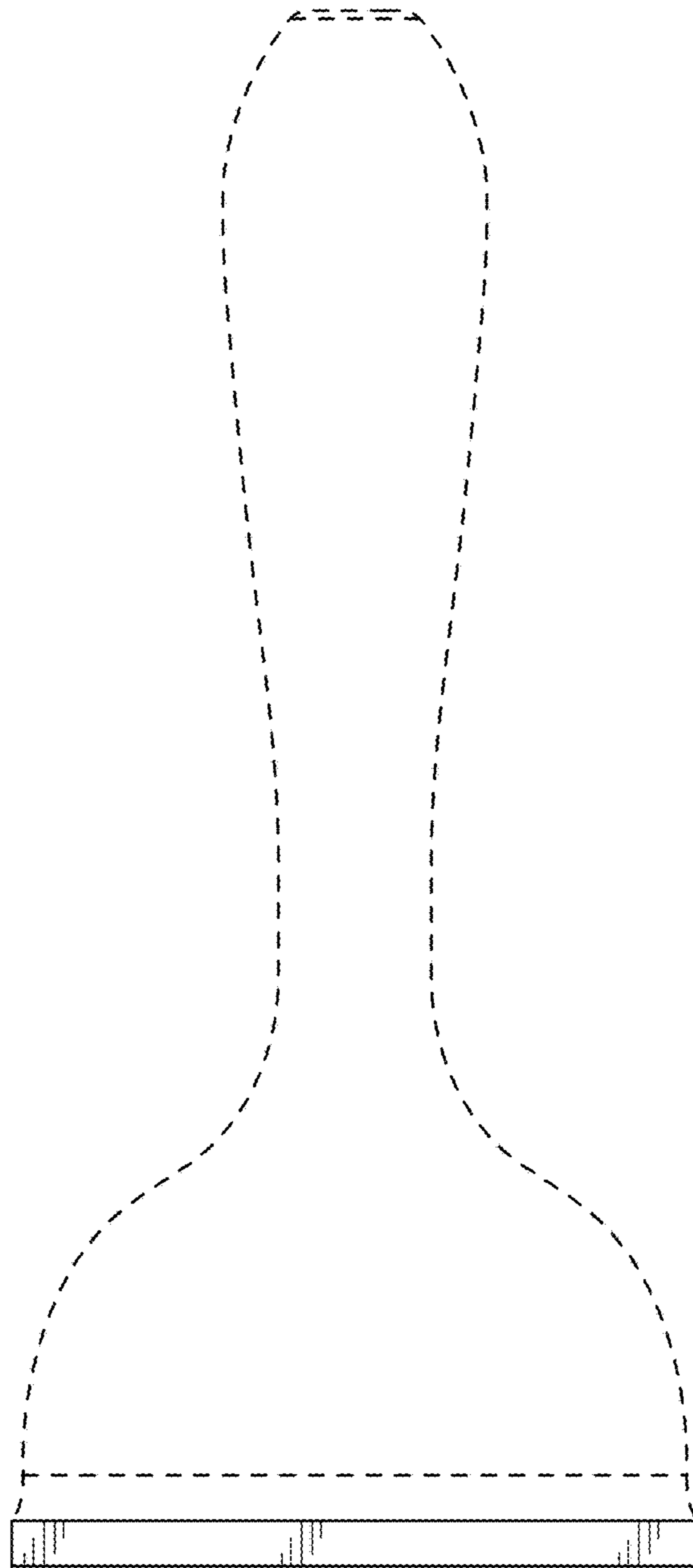


FIG. 3

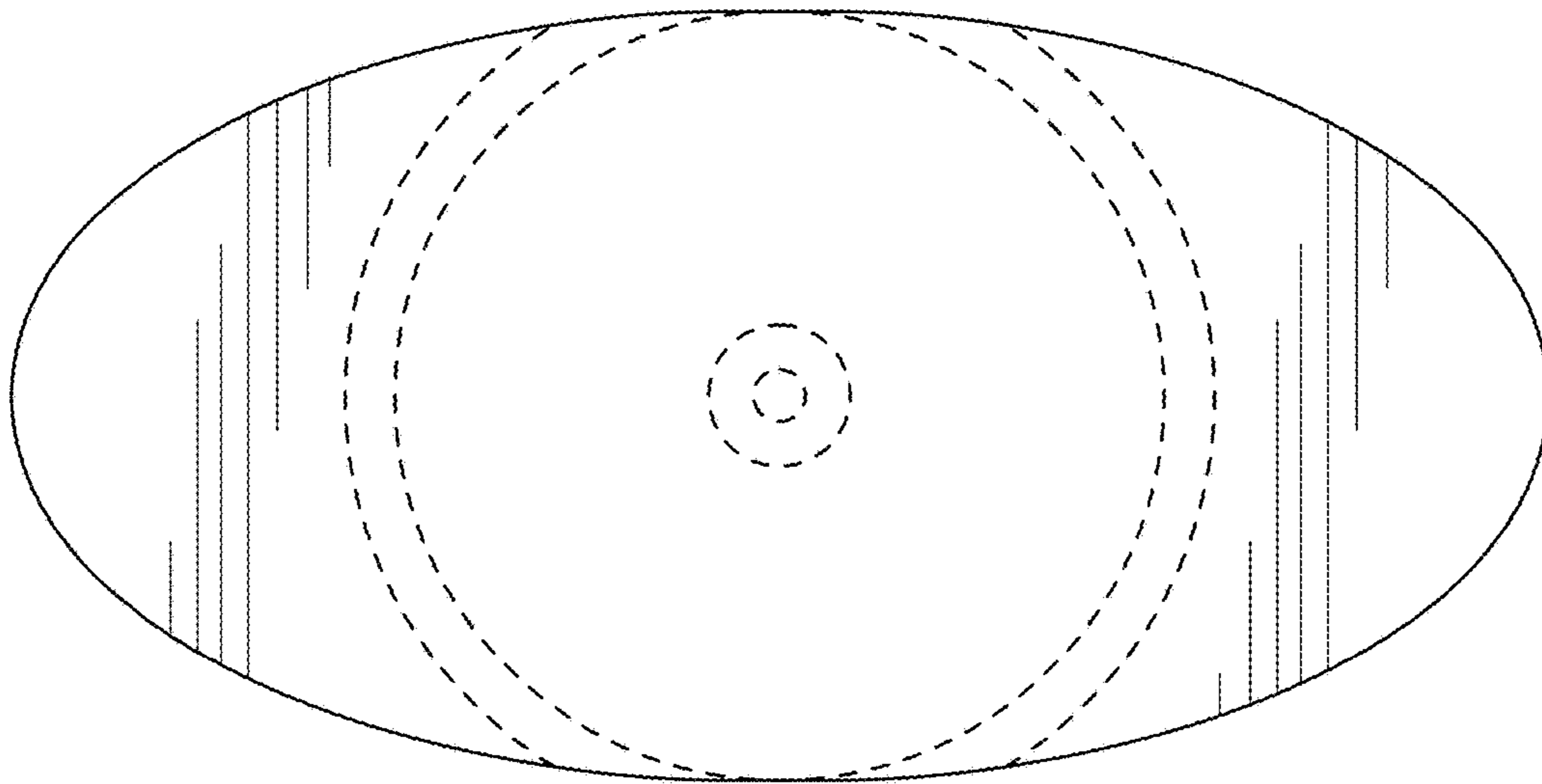


FIG. 4

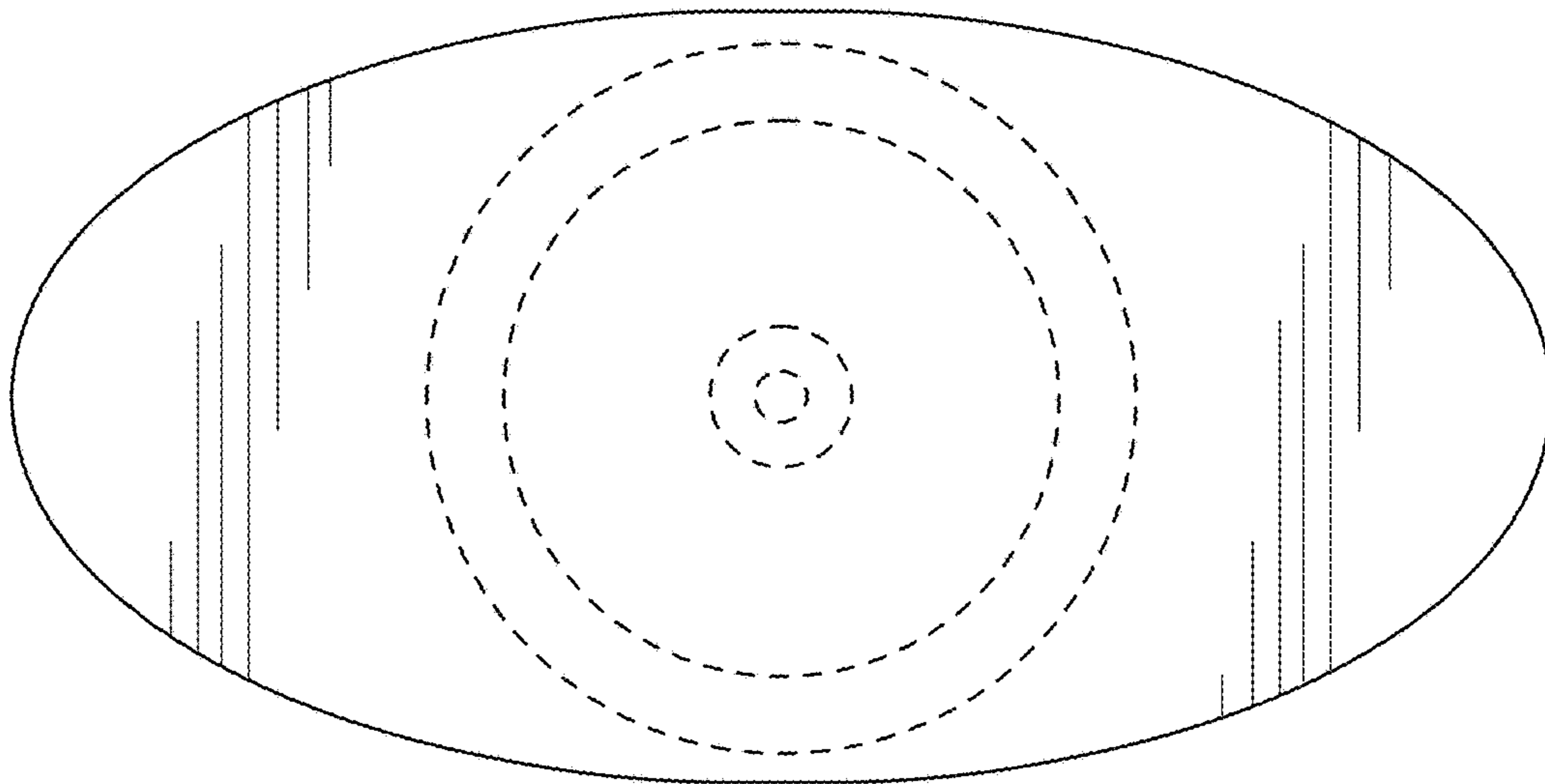


FIG. 5